



STATEMENT OF APPROPRIATIONS, ALLOTMENTS, OBLIGATIONS, DISBURSEMENTS AND BALANCES
As at the Quarter Ending December 31, 2024


Department : Department of Finance (DOF)
 Agency/Entity : Bureau of Customs
 Operating Unit : Central Office
 Organization Code (UACS) : 11 002 0100000
 Fund Cluster : 03 - Special Account - Locally Funded/Domestic Grants Fund
 (e.g. UACS Fund Cluster: 01-Regular Agency Fund, 02-Foreign Assisted Projects Fund, 03-Special Account-Locally Funded/Domestic Grants Fund, and 04-Special Account-Foreign Assisted/Foreign Grants Fund)


X	Current Year Appropriations
	Supplemental Appropriations
	Continuing Appropriations

Particulars	UACS CODE	Appropriations			Allotments					Current Year Obligations					Current Year Disbursements					Balances			
		Authorized Appropriations	Adjustments (Transfer To/From, Modifications/Auumentations)	Adjusted Appropriations	Allotments Received	Adjustments (Reductions, Modifications/Auumentations)	Transfer To	Transfer From	Adjusted Allotments	1st Quarter Ending March 31	2nd Quarter Ending June 30	3rd Quarter Ending September 30	4th Quarter Ending December 31	Total	1st Quarter Ending March 31	2nd Quarter Ending June 30	3rd Quarter Ending September 30	4th Quarter Ending December 31	Total	Unreleased Appropriations	Unobligated Allotments	Unpaid Obligations (15-20)=(23+24)	Due and Demandable
1	2	3	4	5=(3+4)	6	7	8	9	10=[(6+(-)7)-8+9]	11	12	13	14	15=[(11+12+13+14)	16	17	18	19	20=(16+17+18+19)	21	22	23	24
II. Automatic Appropriations		1,415,428,000.00	0.00	1,415,428,000.00	2,438,996,064.00	0.00	0.00	0.00	2,438,996,064.00	1,253,058,041.33	20,602,712.27	11,312,820.46	326,197,279.27	1,611,170,853.33	981,272,766.78	113,272,179.67	65,711,058.96	73,657,459.66	1,233,913,465.07	(1,023,568,064.00)	827,825,210.67	377,252,274.64	5,113.62
Special Accounts in the General Fund		1,415,428,000.00	0.00	1,415,428,000.00	2,438,996,064.00	0.00	0.00	0.00	2,438,996,064.00	1,253,058,041.33	20,602,712.27	11,312,820.46	326,197,279.27	1,611,170,853.33	981,272,766.78	113,272,179.67	65,711,058.96	73,657,459.66	1,233,913,465.07	(1,023,568,064.00)	827,825,210.67	377,252,274.64	5,113.62
Non-Intrusive Container Inspection System Project Fund		1,365,428,000.00	0.00	1,365,428,000.00	1,363,310,880.00	0.00	0.00	0.00	1,363,310,880.00	224,752,934.64	11,281,960.25	5,497,097.82	315,226,756.11	556,758,748.82	0.00	103,863,079.85	63,352,031.31	56,791,042.85	224,006,154.01	2,117,120.00	806,552,131.18	332,752,594.81	0.00
MOOE		405,428,000.00	0.00	405,428,000.00	403,310,880.00	0.00	0.00	0.00	403,310,880.00	224,752,934.64	11,281,960.25	5,497,097.82	7,426,756.11	248,958,748.82	0.00	103,863,079.85	63,352,031.31	56,791,042.85	224,006,154.01	2,117,120.00	154,352,131.18	24,952,594.81	0.00
CO		960,000,000.00	0.00	960,000,000.00	960,000,000.00	0.00	0.00	0.00	960,000,000.00	0.00	0.00	0.00	307,800,000.00	0.00	0.00	0.00	0.00	0.00	0.00	0.00	652,200,000.00	307,800,000.00	0.00
Super Green Lane Trust Fund		50,000,000.00	0.00	50,000,000.00	50,000,000.00	0.00	0.00	0.00	50,000,000.00	2,619,922.69	9,320,752.02	5,815,722.64	10,970,523.16	28,726,920.51	2,531,574.89	9,409,099.82	5,813,449.91	10,246,682.27	28,000,806.89	0.00	21,273,079.49	721,000.00	5,113.62
MOOE		50,000,000.00	0.00	50,000,000.00	50,000,000.00	0.00	0.00	0.00	50,000,000.00	2,619,922.69	9,320,752.02	5,815,722.64	10,970,523.16	28,726,920.51	2,531,574.89	9,409,099.82	5,813,449.91	10,246,682.27	28,000,806.89	0.00	21,273,079.49	721,000.00	5,113.62
Rewards and Incentives Fund		0.00	0.00	0.00	1,025,685,184.00	0.00	0.00	0.00	1,025,685,184.00	1,025,685,184.00	0.00	0.00	0.00	1,025,685,184.00	978,741,191.89	0.00	(3,454,422.26)	6,619,734.54	981,906,504.17	(1,025,685,184.00)	0.00	43,778,679.83	0.00
PS		0.00	0.00	0.00	1,025,685,184.00	0.00	0.00	0.00	1,025,685,184.00	1,025,685,184.00	0.00	0.00	0.00	1,025,685,184.00	978,741,191.89	0.00	(3,454,422.26)	6,619,734.54	981,906,504.17	(1,025,685,184.00)	0.00	43,778,679.83	0.00
Sub-total II. Automatic Appropriations		1,415,428,000.00	0.00	1,415,428,000.00	2,438,996,064.00	0.00	0.00	0.00	2,438,996,064.00	1,253,058,041.33	20,602,712.27	11,312,820.46	326,197,279.27	1,611,170,853.33	981,272,766.78	113,272,179.67	65,711,058.96	73,657,459.66	1,233,913,465.07	(1,023,568,064.00)	827,825,210.67	377,252,274.64	5,113.62
PS		0.00	0.00	0.00	1,025,685,184.00	0.00	0.00	0.00	1,025,685,184.00	1,025,685,184.00	0.00	0.00	0.00	1,025,685,184.00	978,741,191.89	0.00	(3,454,422.26)	6,619,734.54	981,906,504.17	(1,025,685,184.00)	0.00	43,778,679.83	0.00
MOOE		455,428,000.00	0.00	455,428,000.00	453,310,880.00	0.00	0.00	0.00	453,310,880.00	227,372,857.33	20,602,712.27	11,312,820.46	18,397,279.27	277,685,669.33	2,531,574.89	113,272,179.67	69,165,481.22	67,037,725.12	252,006,960.90	2,117,120.00	175,625,210.67	25,673,594.81	5,113.62
FinEx		0.00	0.00	0.00	0.00	0.00	0.00	0.00	0.00	0.00	0.00	0.00	0.00	0.00	0.00	0.00	0.00	0.00	0.00	0.00	0.00	0.00	0.00
CO		960,000,000.00	0.00	960,000,000.00	960,000,000.00	0.00	0.00	0.00	960,000,000.00	0.00	0.00	0.00	307,800,000.00	307,800,000.00	0.00	0.00	0.00	0.00	0.00	0.00	652,200,000.00	307,800,000.00	0.00
IV. Reversion of the Unobligated Allotments charged against R.A. Nos. 11465 and 11494		0.00	0.00	0.00	0.00	0.00	0.00	0.00	0.00	0.00	0.00	0.00	0.00	0.00	0.00	0.00	0.00	0.00	0.00	0.00	0.00	0.00	0.00
GRAND TOTAL		1,415,428,000.00	0.00	1,415,428,000.00	2,438,996,064.00	0.00	0.00	0.00	2,438,996,064.00	1,253,058,041.33	20,602,712.27	11,312,820.46	326,197,279.27	1,611,170,853.33	981,272,766.78	113,272,179.67	65,711,058.96	73,657,459.66	1,233,913,465.07	(1,023,568,064.00)	827,825,210.67	377,252,274.64	5,113.62
PS		0.00	0.00	0.00	1,025,685,184.00	0.00	0.00	0.00	1,025,685,184.00	1,025,685,184.00	0.00	0.00	0.00	1,025,685,184.00	978,741,191.89	0.00	(3,454,422.26)	6,619,734.54	981,906,504.17	(1,025,685,184.00)	0.00	43,778,679.83	0.00
MOOE		455,428,000.00	0.00	455,428,000.00	453,310,880.00	0.00	0.00	0.00	453,310,880.00	227,372,857.33	20,602,712.27	11,312,820.46	18,397,279.27	277,685,669.33	2,531,574.89	113,272,179.67	69,165,481.22	67,037,725.12	252,006,960.90	2,117,120.00	175,625,210.67	25,673,594.81	5,113.62
CO		960,000,000.00	0.00	960,000,000.00	960,000,000.00	0.00	0.00	0.00	960,000,000.00	0.00	0.00	0.00	307,800,000.00	307,800,000.00	0.00	0.00	0.00	0.00	0.00	0.00	652,200,000.00	307,800,000.00	0.00

Certified Correct:

 JESUS M. PAOLITE, JR.
 Acting Chief, Budget Division
 Date: January 20, 2025 08:30 AM

Certified Correct:

 DIVINA K. PANDO
 Chief Accountant, Accounting Division
 Date: January 20, 2025 08:30 AM

Recommending Approval By:

 MELON CARLO M. SANTIAGO
 Director III, Financial Management Office
 Date: January 20, 2025 10:55 AM

Approved By:

 BIENVENIDO Y. RUBIO
 Commissioner
 Date: