

**STATEMENT OF APPROPRIATIONS, ALLOTMENTS, OBLIGATIONS, DISBURSEMENTS AND BALANCES**  
As at the Quarter Ending December 31, 2024

Department : Department of Finance (DOF)  
 Agency/Entity : Bureau of Customs  
 Operating Unit : Central Office  
 Organization Code (UACS) : 11 002 0100000  
 Fund Cluster : 01 - Regular Agency Fund  
 (e.g. UACS Fund Cluster: 01-Regular Agency Fund, 02-Foreign Assisted Projects Fund, 03-Special Account-Locally Funded/Domestic Grants Fund, and 04-Special Account-Foreign Assisted/Foreign Grants Fund)

	Current Year Appropriations
	Supplemental Appropriations
X	Continuing Appropriations

Particulars	UACS CODE	Appropriations			Allotments						Current Year Obligations					Current Year Disbursements					Balances				
		Authorized Appropriations	Adjustments (Transfer To/From, Modifications/Augmentations)	Adjusted Appropriations	Allotments		Adjustments (Reductions, Modifications/Augmentations)	Transfer To	Transfer From	Adjusted Allotments	1st Quarter Ending March 31	2nd Quarter Ending June 30	3rd Quarter Ending September 30	4th Quarter Ending December 31	Total	1st Quarter Ending March 31	2nd Quarter Ending June 30	3rd Quarter Ending September 30	4th Quarter Ending December 31	Total	Unused Funds		Unpaid Obligations (16-21)=(24+25)		
					SARO	Unobligated															Unreleased Appropriations	Unobligated Allotments	Due and Demandable	Not Yet Due and	
1	2	3	4	5=(3+4)	6	7	8	9	10	11=((6+7)+(-8)+(-9)+10)	12	13	14	15	16=(12+13+14+15)	17	18	19	20	21=(17+18+19+20)	22=(5-11)	23=(11-16)	24	25	
<b>Unobligated Allotment</b>		0.00	0.00	0.00	0.00	1,752,918,490.96	0.00	0.00	0.00	1,752,918,490.96	142,330,228.02	19,113,411.57	3,246,144.87	29,655,657.08	194,345,441.54	31,353,040.64	32,976,078.37	(5,409,141.34)	10,139,851.87	69,059,829.54	0.00	1,558,573,049.42	0.00	125,285,612.00	
<b>I. Agency Specific Budget</b>		0.00	0.00	0.00	0.00	301,608,076.96	0.00	0.00	0.00	301,608,076.96	136,275,728.02	19,113,411.57	3,246,144.87	29,655,657.08	188,290,941.54	31,353,040.64	32,976,078.37	(11,160,916.34)	10,139,851.87	63,308,054.54	0.00	113,317,135.42	0.00	124,982,887.00	
General Administration and Support	1000000000000000	0.00	0.00	0.00	0.00	23,390,843.68	0.00	0.00	0.00	23,390,843.68	8,340,051.99	2,068,941.24	251,555.35	3,561,046.52	14,221,595.10	8,006,642.11	2,402,352.12	0.00	0.00	10,408,994.23	0.00	9,169,248.58	0.00	3,812,600.87	
General management and supervision	100000100001000	0.00	0.00	0.00	0.00	23,390,843.68	0.00	0.00	0.00	23,390,843.68	8,340,051.99	2,068,941.24	251,555.35	3,561,046.52	14,221,595.10	8,006,642.11	2,402,352.12	0.00	0.00	10,408,994.23	0.00	9,169,248.58	0.00	3,812,600.87	
MOOE		0.00	0.00	0.00	0.00	23,390,843.68	0.00	0.00	0.00	23,390,843.68	8,340,051.99	2,068,941.24	251,555.35	3,561,046.52	14,221,595.10	8,006,642.11	2,402,352.12	0.00	0.00	10,408,994.23	0.00	9,169,248.58	0.00	3,812,600.87	
Sub-Total, General Administration and Support		0.00	0.00	0.00	0.00	23,390,843.68	0.00	0.00	0.00	23,390,843.68	8,340,051.99	2,068,941.24	251,555.35	3,561,046.52	14,221,595.10	8,006,642.11	2,402,352.12	0.00	0.00	10,408,994.23	0.00	9,169,248.58	0.00	3,812,600.87	
PS		0.00	0.00	0.00	0.00	0.00	0.00	0.00	0.00	0.00	0.00	0.00	0.00	0.00	0.00	0.00	0.00	0.00	0.00	0.00	0.00	0.00	0.00	0.00	0.00
MOOE		0.00	0.00	0.00	0.00	23,390,843.68	0.00	0.00	0.00	23,390,843.68	8,340,051.99	2,068,941.24	251,555.35	3,561,046.52	14,221,595.10	8,006,642.11	2,402,352.12	0.00	0.00	10,408,994.23	0.00	9,169,248.58	0.00	3,812,600.87	
FinEx (if Applicable)		0.00	0.00	0.00	0.00	0.00	0.00	0.00	0.00	0.00	0.00	0.00	0.00	0.00	0.00	0.00	0.00	0.00	0.00	0.00	0.00	0.00	0.00	0.00	
CO		0.00	0.00	0.00	0.00	0.00	0.00	0.00	0.00	0.00	0.00	0.00	0.00	0.00	0.00	0.00	0.00	0.00	0.00	0.00	0.00	0.00	0.00	0.00	
Operations	3000000000000000	0.00	0.00	0.00	0.00	278,217,233.28	0.00	0.00	0.00	278,217,233.28	127,935,676.03	17,044,470.33	2,994,589.52	26,094,610.56	174,069,346.44	23,346,398.53	30,573,726.25	(11,160,916.34)	10,139,851.87	52,899,660.31	0.00	104,147,886.84	0.00	121,170,286.13	
OO : Revenue collection improved		0.00	0.00	0.00	0.00	212,759,938.22	0.00	0.00	0.00	212,759,938.22	116,526,302.39	911,129.12	98,428.25	1,442,630.38	118,978,490.14	12,341,507.63	25,664,472.72	(18,896,760.00)	2,530,112.11	21,639,332.46	0.00	93,781,448.08	0.00	97,339,157.68	
CUSTOMS REVENUE ENHANCEMENT PROGRAM		0.00	0.00	0.00	0.00	212,759,938.22	0.00	0.00	0.00	212,759,938.22	116,526,302.39	911,129.12	98,428.25	1,442,630.38	118,978,490.14	12,341,507.63	25,664,472.72	(18,896,760.00)	2,530,112.11	21,639,332.46	0.00	93,781,448.08	0.00	97,339,157.68	
Legal Services	310100100001000	0.00	0.00	0.00	0.00	1,423,361.93	0.00	0.00	0.00	1,423,361.93	1,011,490.27	121,494.91	0.00	50,629.72	1,183,614.90	1,011,490.27	104,047.41	0.00	0.00	1,115,537.68	0.00	239,747.03	0.00	68,077.22	
MOOE		0.00	0.00	0.00	0.00	1,423,361.93	0.00	0.00	0.00	1,423,361.93	1,011,490.27	121,494.91	0.00	50,629.72	1,183,614.90	1,011,490.27	104,047.41	0.00	0.00	1,115,537.68	0.00	239,747.03	0.00	68,077.22	
Information communication and technology support services	310100100002000	0.00	0.00	0.00	0.00	192,790,747.21	0.00	0.00	0.00	192,790,747.21	112,816,446.28	320,188.43	0.00	1,138,718.72	114,275,353.43	8,828,446.28	25,203,885.34	(18,896,760.00)	1,868,701.35	17,094,272.97	0.00	78,515,393.78	0.00	97,271,080.46	
MOOE		0.00	0.00	0.00	0.00	10,239,047.21	0.00	0.00	0.00	10,239,047.21	8,828,446.28	320,188.43	0.00	887,975.72	10,036,610.43	8,828,446.28	8,205.34	0.00	1,199,958.35	0.00	202,436.78	0.00	0.46		
CO		0.00	0.00	0.00	0.00	182,551,700.00	0.00	0.00	0.00	182,551,700.00	103,988,000.00	0.00	0.00	250,743.00	104,238,743.00	0.00	25,195,680.00	(18,896,760.00)	668,743.00	0.00	78,312,957.00	0.00	97,271,080.00		
Examination and appraisal of imports	310100100003000	0.00	0.00	0.00	0.00	2,907,451.46	0.00	0.00	0.00	2,907,451.46	2,315,497.25	467,614.11	78,028.80	46,035.75	2,907,175.91	2,178,547.89	341,508.30	0.00	387,119.72	2,907,175.91	0.00	275.55	0.00	0.00	
MOOE		0.00	0.00	0.00	0.00	2,907,451.46	0.00	0.00	0.00	2,907,451.46	2,315,497.25	467,614.11	78,028.80	46,035.75	2,907,175.91	2,178,547.89	341,508.30	0.00	387,119.72	2,907,175.91	0.00	275.55	0.00	0.00	
Coordination of the activities of the export control units of various ports	310100100004000	0.00	0.00	0.00	0.00	15,638,377.62	0.00	0.00	0.00	15,638,377.62	382,868.59	1,831.67	20,399.45	207,246.19	612,345.90	323,023.19	15,031.67	0.00	274,291.04	612,345.90	0.00	15,026,031.72	0.00	0.00	
MOOE		0.00	0.00	0.00	0.00	15,638,377.62	0.00	0.00	0.00	15,638,377.62	382,868.59	1,831.67	20,399.45	207,246.19	612,345.90	323,023.19	15,031.67	0.00	274,291.04	612,345.90	0.00	15,026,031.72	0.00	0.00	
OO : Secured trade facilitation by international standards achieved		0.00	0.00	0.00	0.00	65,457,295.06	0.00	0.00	0.00	65,457,295.06	11,409,373.64	16,133,341.21	2,896,161.27	24,651,980.18	55,090,856.30	11,004,890.90	4,909,253.53	7,735,843.66	7,609,739.76	31,259,727.85	0.00	10,366,438.76	0.00	23,831,128.45	
CUSTOMS BORDER PROTECTION AND CARGO CONTROL AND CLEARANCE PROGRAM		0.00	0.00	0.00	0.00	65,457,295.06	0.00	0.00	0.00	65,457,295.06	11,409,373.64	16,133,341.21	2,896,161.27	24,651,980.18	55,090,856.30	11,004,890.90	4,909,253.53	7,735,843.66	7,609,739.76	31,259,727.85	0.00	10,366,438.76	0.00	23,831,128.45	
Surveillance and prevention of smuggling	320100100001000	0.00	0.00	0.00	0.00	65,457,295.06	0.00	0.00	0.00	65,457,295.06	11,409,373.64	16,133,341.21	2,896,161.27	24,651,980.18	55,090,856.30	11,004,890.90	4,909,253.53	7,735,843.66	7,609,739.76	31,259,727.85	0.00	10,366,438.76	0.00	23,831,128.45	
MOOE		0.00	0.00	0.00	0.00	30,457,295.06	0.00	0.00	0.00	30,457,295.06	11,409,373.64	16,133,341.21	446,240.27	2,448,540.96	30,457,496.10	11,004,890.90	4,909,253.53	5,558,488.66	7,609,739.76	29,082,372.85	0.00	19,798.96	0.00	1,355,122.25	
CO		0.00	0.00	0.00	0.00	35,000,000.00	0.00	0.00	0.00	35,000,000.00	0.00	0.00	2,449,921.00	22,203,439.20	24,653,360.20	0.00	0.00	2,177,355.00	0.00	10,346,639.80	0.00	22,476,005.20			

This report was generated using the Unified Reporting System on January 23, 2025 3:36 PM; Status : SUBMITTED


Department : Department of Finance (DOF)  
 Agency/Entity : Bureau of Customs  
 Operating Unit : Central Office  
 Organization Code (UACS) : 11 002 0100000  
 Fund Cluster : 01 - Regular Agency Fund  
 (e.g. UACS Fund Cluster: 01-Regular Agency Fund, 02-Foreign Assisted Projects Fund, 03-Special Account-Locally Funded/Domestic Grants Fund, and 04-Special Account-Foreign Assisted/Foreign Grants Fund)

	Current Year Appropriations
	Supplemental Appropriations
X	Continuing Appropriations

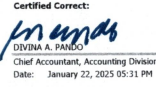
Particulars	UACS CODE	Appropriations			Allotments						Current Year Obligations					Current Year Disbursements					Balances				
		Authorized Appropriations	Adjustments (Transfer To/From, Modifications/Augmentations)	Adjusted Appropriations	Allotments		Adjustments (Reductions, Modifications/Augmentations)	Transfer To	Transfer From	Adjusted Allotments	1st Quarter Ending March 31	2nd Quarter Ending June 30	3rd Quarter Ending September 30	4th Quarter Ending December 31	Total	1st Quarter Ending March 31	2nd Quarter Ending June 30	3rd Quarter Ending September 30	4th Quarter Ending December 31	Total	Unused Funds		Unpaid Obligations (16-21)=(24+25)		
					SARO	Unobligated															Unreleased Appropriations	Unobligated Allotments	Due and Demandable	Not Yet Due and	
1	2	3	4	5=(3+4)	6	7	8	9	10	11=((6+7)+(-8)+(-9)+10)	12	13	14	15	16=(12+13+14+15)	17	18	19	20	21=(17+18+19+20)	22=(5-11)	23=(11-16)	24	25	
Sub-Total, Operations		0.00	0.00	0.00	0.00	278,217,233.28	0.00	0.00	0.00	278,217,233.28	127,935,676.03	17,044,470.33	2,994,589.52	26,094,610.56	174,069,346.44	23,346,398.53	30,573,726.25	(11,160,916.34)	10,139,851.87	52,899,660.31	0.00	104,147,886.84	0.00	121,170,286.13	
PS		0.00	0.00	0.00	0.00	0.00	0.00	0.00	0.00	0.00	0.00	0.00	0.00	0.00	0.00	0.00	0.00	0.00	0.00	0.00	0.00	0.00	0.00	0.00	
MOOE		0.00	0.00	0.00	0.00	60,665,533.28	0																		

MOOE		0.00	0.00	0.00	0.00	84,056,376.96	0.00	0.00	0.00	84,056,376.96	32,287,728.02	19,113,411.57	796,223.87	7,201,474.88	59,398,838.34	31,353,040.64	7,780,398.37	5,558,488.66	9,471,108.87	54,163,036.54	0.00	24,657,538.62	0.00	5,235,801.80	
FinEx (If Applicable)		0.00	0.00	0.00	0.00	0.00	0.00	0.00	0.00	0.00	0.00	0.00	0.00	0.00	0.00	0.00	0.00	0.00	0.00	0.00	0.00	0.00	0.00	0.00	0.00
CO		0.00	0.00	0.00	0.00	1,668,862,114.00	0.00	0.00	0.00	1,668,862,114.00	110,042,500.00	0.00	2,449,921.00	22,454,182.20	134,946,603.20	0.00	25,195,680.00	(10,967,630.00)	668,743.00	14,896,793.00	0.00	1,533,915,510.80	0.00	120,049,810.20	
<b>Recapitulation by OO:</b>																									
<b>Unobligated Allotment</b>		<b>0.00</b>	<b>0.00</b>	<b>0.00</b>	<b>0.00</b>	<b>278,217,233.28</b>	<b>0.00</b>	<b>0.00</b>	<b>0.00</b>	<b>278,217,233.28</b>	<b>127,935,676.03</b>	<b>17,044,470.33</b>	<b>2,994,589.52</b>	<b>26,094,610.56</b>	<b>174,069,346.44</b>	<b>23,346,398.53</b>	<b>30,573,726.25</b>	<b>(11,160,916.34)</b>	<b>10,139,851.87</b>	<b>52,899,060.31</b>	<b>0.00</b>	<b>104,147,886.84</b>	<b>0.00</b>	<b>121,170,286.13</b>	
CUSTOMS REVENUE ENHANCEMENT PROGRAM		0.00	0.00	0.00	0.00	212,759,938.22	0.00	0.00	0.00	212,759,938.22	116,526,302.39	911,129.12	98,428.25	1,442,630.38	118,978,490.14	12,341,507.63	25,664,472.72	(18,896,760.00)	2,530,112.11	21,639,332.46	0.00	93,781,448.08	0.00	97,339,157.68	
CUSTOMS BORDER PROTECTION AND CARGO CONTROL AND CLEARANCE PROGRAM		0.00	0.00	0.00	0.00	65,457,295.06	0.00	0.00	0.00	65,457,295.06	11,409,373.64	16,133,341.21	2,896,161.27	24,651,980.18	55,090,856.30	11,004,890.90	4,909,253.53	7,735,843.66	7,609,739.76	31,259,727.85	0.00	10,366,438.76	0.00	23,831,128.45	


Certified Correct:

  
 JESUS M. PAILET, JR.  
 Acting Chief, Budget Division  
 Date: January 22, 2025 05:31 PM

Certified Correct:

  
 DIVINA A. PANDO  
 Chief Accountant, Accounting Division  
 Date: January 22, 2025 05:31 PM

Recommending Approval:

  
 MELON CARLO P. SANTIAGO  
 Director III, Financial Management Office  
 Date: January 22, 2025 05:36 PM

Approved By:

  
 BIENVENIDO W. RUBIO  
 Commissioner  
 Date: