

**FY 2022 FINANCIAL PLAN
REVISED (per GAA)
(In Thousand Pesos)**





Department : Department of Finance
 Agency : Bureau of Customs
 Operating Unit :
 Organization Code (UACS) : 11 002 00 00000

Particulars	UACS CODE	Current Year's Obligations			Budget Year Obligation Program										
		Actual Jan.1 to Sept. 30	Estimate Oct. 1- Dec. 31	Total	TOTAL	COMPREHENSIVE RELEASE					FOR LATER RELEASE (Negative List)				
						Q1	Q2	Q3	Q4	Sub-total	Q1	Q2	Q3	Q4	Sub-total
1	2	3	4	5=3+4	6=11+16	7	8	9	10	11=7+8+9+10	12	13	14	15	16=12+13+14+15
Part A															
I. Budget Year/Appropriations		1,828,921	725,899	2,554,820	3,137,017	772,225	923,312	637,211	804,269	3,137,017					
General Administration and Support	1000000000000000	414,537	40,487	455,024	665,217	166,424	190,905	146,377	261,511	665,217					
General Management and Supervision	100000100001000	334,221	40,487	374,708	603,002	157,032	165,496	134,355	146,119	603,002					
Personnel Services	501000000 00	162,115	34,238	196,353	274,085	54,369	87,304	58,909	73,503	274,085					
MOOE	502000000 00	172,106	6,249	178,355	328,917	102,663	78,192	75,446	72,616	328,917					
Capital Outlays	506000000 00	-	-	-	-	-	-	-	-	-					
Administration of Personnel Services	100000100002000	80,316	-	80,316	62,215	9,392	25,409	12,022	15,392	62,215					
Terminal Leave Benefits	50104030 01	80,316	-	80,316	62,215	9,392	25,409	12,022	15,392	62,215					
Retirement Gratuity Benefits	50104020 01	-	-	-	-	-	-	-	-	-					
Projects		-	-	-	100,000	-	-	-	100,000	100,000					
Locally Funded Projects	1000000000000000	-	-	-	-	-	-	-	100,000	100,000					
Construction of Customs Building - Port of Iloilo															
Capital Outlays	506000000 00	-	-	-	100,000	-	-	-	100,000	100,000					
Operations	3000000000000000	1,414,384	685,412	2,099,796	2,371,800	605,801	732,407	490,834	542,758	2,371,800					
OO1: Revenue collection improved	3100000000000000	1,039,091	546,080	1,585,171	1,781,120	477,635	562,548	354,949	385,988	1,781,120					
CUSTOMS REVENUE ENHANCEMENT PROGRAM	3101000000000000	1,039,091	546,080	1,585,171	1,781,120	477,635	562,548	354,949	385,988	1,781,120					
Legal Services	3101001000001000	163,340	32,527	195,867	211,612	46,893	69,679	45,088	49,952	211,612					
Personnel Services	501000000 00	97,013	9,305	106,318	122,064	25,661	36,478	25,923	34,002	122,064					
MOOE	502000000 00	66,327	23,222	89,549	89,548	21,232	33,201	19,165	15,950	89,548					
Capital Outlays	506000000 00	-	-	-	-	-	-	-	-	-					
Information communication and technology services	310100100002000	125,173	311,609	436,782	338,701	159,758	98,128	52,049	28,766	338,701					
Personnel Services	501000000 00	37,041	7,276	44,317	51,733	10,973	15,455	11,099	14,206	51,733					
MOOE	502000000 00	88,132	178,333	266,465	202,968	100,785	46,673	40,950	14,560	202,968					
Capital Outlays	506000000 00	-	126,000	126,000	84,000	48,000	36,000	-	-	84,000					
Examination and Appraisal of imports	310100100003000	572,220	121,801	694,021	775,380	171,315	226,501	169,574	207,990	775,380					
Personnel Services	501000000 00	491,358	96,168	587,526	668,885	141,200	199,796	142,722	185,167	668,885					
MOOE	502000000 00	80,862	25,633	106,495	106,495	30,115	26,705	26,852	22,823	106,495					
Capital Outlays	506000000 00	-	-	-	-	-	-	-	-	-					

Particulars	UACS CODE	Current Year's Obligations			Budget Year Obligation Program										
		Actual Jan.1 to Sept. 30	Estimate Oct. 1- Dec. 31	Total	TOTAL	COMPREHENSIVE RELEASE					FOR LATER RELEASE (Negative List)				
						Q1	Q2	Q3	Q4	Sub-total	Q1	Q2	Q3	Q4	Sub-total
1	2	3	4	5=3+4	6=11+16	7	8	9	10	11=7+8+9+10	12	13	14	15	16=12+13+14+15
Coordination of the activities of the export control units of various ports	310100100004000	100,729	33,721	134,450	137,328	38,956	41,022	27,516	29,834	137,328					
Personnel Services	50100000 00	17,325	1,570	18,895	21,773	4,640	6,519	4,695	5,919	21,773					
MOOE	50200000 00	83,404	32,151	115,555	115,555	34,316	34,503	22,821	23,915	115,555					
Capital Outlays	50600000 00	-	-	-	-	-	-	-	-	-					
Evaluation and classification of importation	310100100005000	10,515	967	11,482	16,734	3,536	4,997	3,575	4,626	16,734					
Personnel Services	50100000 00	10,515	967	11,482	16,734	3,536	4,997	3,575	4,626	16,734					
MOOE	50200000 00	-	-	-	-	-	-	-	-	-					
Capital Outlays	50600000 00	-	-	-	-	-	-	-	-	-					
Warehousing Services	310100100006000	67,114	13,984	81,098	112,130	23,737	33,306	23,707	31,380	112,130					
Personnel Services	50100000 00	64,384	12,510	76,894	107,928	22,490	32,289	22,692	30,457	107,928					
MOOE	50200000 00	2,730	1,474	4,204	4,202	1,247	1,017	1,015	923	4,202					
Capital Outlays	50600000 00	-	-	-	-	-	-	-	-	-					
Projects		-	31,471	31,471	189,235	33,440	88,915	33,440	33,440	189,235					
Foreign-Assisted Project (s)	310100300000000		31,471	31,471	189,235	33,440	88,915	33,440	33,440	189,235					
Philippine Customs Modernization Project	310100300001000		31,471	31,471	189,235	33,440	88,915	33,440	33,440	189,235					
GOP Counterpart			-	-	133,760	33,440	33,440	33,440	33,440	133,760					
MOOE			-	-	-	-	-	-	-	-					
CO			-	-	133,760	33,440	33,440	33,440	33,440	133,760					
Loan Proceeds			31,471	31,471	55,475	-	55,475	-	-	55,475					
MOOE			29,489	29,489	-	-	-	-	-	-					
CO			1,982	1,982	55,475	-	55,475	-	-	55,475					
OO2: Secured trade facilitation by international standards achieved	320000000000000	375,293	139,332	514,625	590,680	128,166	169,859	135,885	156,770	590,680					
CUSTOMS BORDER PROTECTION AND CARGO CONTROL AND CLEARANCE PROGRAM	320100000000000	375,293	139,332	514,625	590,680	128,166	169,859	135,885	156,770	590,680					
Surveillance and prevention of smuggling	320100100001000	375,293	139,332	514,625	590,680	128,166	169,859	135,885	156,770	590,680					
Personnel Services	50100000 00	252,374	54,645	307,019	383,074	79,610	114,630	80,308	108,526	383,074					
MOOE	50200000 00	122,919	84,687	207,606	207,606	48,556	55,229	55,577	48,244	207,606					
Capital Outlays	50600000 00	-	-	-	-	-	-	-	-	-					
II. Automatic Appropriations	104	355,078	569,239	924,317	494,770	36,836	39,022	37,304	34,180	147,342	11,179	51,682	146,333	138,234	347,428
Retirement and Life Insurance Premiums	104102	103,510	20,140	123,650	147,342	36,836	39,022	37,304	34,180	147,342					
General Administration and Support	100000000000000	14,554	3,610	18,164	22,446	5,615	5,950	5,682	5,199	22,446					
General Management and Supervision	100000100001000														
Personnel Services	50000000 00														
Retirement and Life Insurance Premiums	50103010 00	14,554	3,610	18,164	22,446	5,615	5,950	5,682	5,199	22,446					
Operations	300000000	90,894	48,547	139,441	124,896	31,221	33,072	31,622	28,981	124,896					
OO1: Revenue collection improved	310000000000000														

Particulars	UACS CODE	Current Year's Obligations			Budget Year Obligation Program										
		Actual Jan.1 to Sept. 30	Estimate Oct. 1- Dec. 31	Total	TOTAL	COMPREHENSIVE RELEASE					FOR LATER RELEASE (Negative List)				
						Q1	Q2	Q3	Q4	Sub-total	Q1	Q2	Q3	Q4	Sub-total
1	2	3	4	5=3+4	6=11+16	7	8	9	10	11=7+8+9+10	12	13	14	15	16=12+13+14+15
CUSTOMS REVENUE ENHANCEMENT PROGRAM	3101000000000000	65,074	47,228	112,302	141,158	22,794	24,138	23,083	21,143	91,158					
Legal Services	310100100001000														
Personnel Services	50100000 00														
Retirement and Life Insurance Premiums	50103010 00	6,689	3,120	9,809	11,169	2,793	2,957	2,828	2,591	11,169					
Information communication and technology services	310100100002000														
Personnel Services	50100000 00														
Retirement and Life Insurance Premiums	50103010 00	2,772	1,386	4,158	4,838	1,210	1,281	1,225	1,122	4,838					
Examination and Appraisal of imports	310100100003000														
Personnel Services	50100000 00														
Retirement and Life Insurance Premiums	50103010 00	46,210	8,534	54,744	62,091	15,525	16,442	15,722	14,402	62,091					
Coordination of the activities of the export control units of various ports	310100100004000														
Personnel Services	50100000 00														
Retirement and Life Insurance Premiums	50103010 00	1,138	577	1,715	1,962	491	520	497	454	1,962					
Evaluation and classification of importation	310100100005000														
Personnel Services	50100000 00														
Retirement and Life Insurance Premiums	50103010 00	726	363	1,089	1,565	391	414	396	364	1,565					
Warehousing Services	310100100006000														
Personnel Services	50100000 00														
Retirement and Life Insurance Premiums	50103010 00	5,601	1,231	6,832	9,533	2,384	2,524	2,415	2,210	9,533					
Special Account in the General Fund															
Super Green Lane (SGL)	104340	1,938	32,017	33,955	50,000	-	-	-	-	-	11,179	13,166	16,055	9,600	50,000
PS	50100000 00														
MOOE	50200000 00	1,938	29,248	31,186	50,000	-	-	-	-	-	11,179	13,166	16,055	9,600	50,000
CO	50600000 00	-	2,769	2,769	-	-	-	-	-	-	-	-	-	-	-
OO2: Secured trade facilitation by international standards achieved	3200000000000000														
CUSTOMS BORDER PROTECTION AND CARGO CONTROL AND CLEARANCE PROGRAM	3201000000000000	25,820	1,319	27,139	33,738	8,427	8,934	8,539	7,838	33,738					
Surveillance and prevention of smuggling	320100100001000														
Personnel Services	50100000 00														
Retirement and Life Insurance Premiums	50103010 00	25,820	1,319	27,139	33,738	8,427	8,934	8,539	7,838	33,738					
Special Account in the General Fund		249,630	517,082	766,712	297,428	-	-	-	-	-	-	38,516	130,278	128,634	297,428
Container Security Fee (CSF)	104339	249,630	517,082	766,712	297,428	-	-	-	-	-	-	38,516	130,278	128,634	297,428
PS	50100000 00														
MOOE	50200000 00	249,630	37,982	287,612	297,428							38,516	130,278	128,634	297,428
CO	50600000 00		479,100	479,100											

Particulars	UACS CODE	Current Year's Obligations			Budget Year Obligation Program										
		Actual Jan.1 to Sept. 30	Estimate Oct. 1- Dec. 31	Total	TOTAL	COMPREHENSIVE RELEASE					FOR LATER RELEASE (Negative List)				
						Q1	Q2	Q3	Q4	Sub-total	Q1	Q2	Q3	Q4	Sub-total
1	2	3	4	5=3+4	6=11+16	7	8	9	10	11=7+8+9+10	12	13	14	15	16=12+13+14+15
TOTAL, Current Year Budget/Appropriations		2,183,999	1,295,138	3,479,137	3,631,787	809,061	962,334	674,515	838,449	3,284,359	11,179	51,682	146,333	138,234	347,428
PS	50100000 00	1,315,951	236,819	1,552,770	1,855,833	388,707	561,899	399,249	505,978	1,855,833	-	-	-	-	-
Regular Budget		1,212,441	216,679	1,429,120	1,708,491	351,871	522,877	361,945	471,798	1,708,491					
RLIP		103,510	20,140	123,650	147,342	36,836	39,022	37,304	34,180	147,342					
MOOE	50200000 00	868,048	448,468	1,316,516	1,402,719	338,914	275,520	241,826	199,031	1,055,291	11,179	51,682	146,333	138,234	347,428
Regular Budget		616,480	351,749	968,229	1,055,291	338,914	275,520	241,826	199,031	1,055,291	-	-	-	-	-
Special Account in the General Fund (SGL/CSF)		251,568	67,230	318,798	347,428	-	-	-	-	-	11,179	51,682	146,333	138,234	347,428
FAPs - Loan Proceeds		-	29,489	29,489	-	-	-	-	-	-	-	-	-	-	-
CAPITAL OUTLAYS	50600000 00	-	609,851	609,851	373,235	81,440	124,915	33,440	133,440	373,235	-	-	-	-	-
Regular Budget		-	126,000	126,000	84,000	48,000	36,000	-	-	84,000					
LFPs - Construction of Building (Port of Iloilo)		-	-	-	100,000	-	-	-	100,000	100,000					
Special Account in the General Fund (SGL/CSF)		-	481,869	481,869	-	-	-	-	-	-					
FAPs - GOP Counterpart		-	-	-	133,760	33,440	33,440	33,440	33,440	133,760					
FAPs - Loan Proceeds		-	1,982	1,982	55,475	-	55,475	-	-	55,475					
Recapitulation by Program		1,754,908	1,251,041	3,005,949	2,844,124	637,022	765,479	522,456	571,739	2,496,696	11,179	51,682	146,333	138,234	347,428
Customs Revenue Enhancement Program	3100000000000000	1,104,165	593,308	1,697,473	1,922,278	500,429	586,686	378,032	407,131	1,872,278	11,179	13,166	16,055	9,600	50,000
Customs Border Protection and Cargo Control and Clearance Program	3201000000000000	-	-	-	-	-	-	-	-	-	-	-	-	-	-
		650,743	657,733	1,308,476	921,846	136,593	178,793	144,424	164,608	624,418	-	38,516	130,278	128,634	297,428

Prepared by:	In coordination with:	Recommending Approval:	Approved by:
 JESUS M. PAULITE JR. Acting Chief, Budget Division Date:	 MARLON A. CABIGON OIC, Director, FMO Date:	 DONATO B. SAN JUAN Deputy Commissioner, Internal Administration Group Date:	 REY LEONARDO B. GUERRERO Commissioner Date: