

SUMMARY OF APPROPRIATIONS, ALLOTMENTS, OBLIGATIONS, DISBURSEMENTS AND BALANCES BY OBJECT OF EXPENDITURES

As at the Quarter Ending December 31, 2023

Department : Department of Finance (DOF)
Agency/Entity : Bureau of Customs
Operating Unit : Central Office
Organization Code (UACS) : 11 002 0100000
Fund Cluster : 01 - Regular Agency Fund

X Current Year Appropriations
Supplemental Appropriations
Continuing Appropriations

Table with columns: Particulars, UACS CODE, Appropriations, Allotments, Obligations, Disbursements, Balances. Includes rows for Information and Communications Technology Equipment, Military Police and Security Equipment, etc.

This report was generated using the Unified Reporting System on February 6, 2024 10:40 AM. Status: SUBMITTED

Department : Department of Finance (DOF)
Agency/Entity : Bureau of Customs
Operating Unit : Central Office
Organization Code (UACS) : 11 002 0100000
Fund Cluster : 01 - Regular Agency Fund

X Current Year Appropriations
Supplemental Appropriations
Continuing Appropriations

Table with columns: Particulars, UACS CODE, Appropriations, Allotments, Obligations, Disbursements, Balances. Includes rows for Printing and Publication Expenses, Representation Expenses, Transportation and Delivery Expenses, etc.

This report was generated using the Unified Reporting System on February 6, 2024 10:40 AM. Status: SUBMITTED

**SUMMARY OF APPROPRIATIONS, ALLOTMENTS, OBLIGATIONS, DISBURSEMENTS AND BALANCES BY OBJECT OF EXPENDITURES**  
As at the Quarter Ending December 31, 2023

Department : Department of Finance (DOF)  
 Agency/Entity : Bureau of Customs  
 Operating Unit : Central Office  
 Organization Code (UACS) : 11 002 0100000  
 Fund Cluster : 01 - Regular Agency Fund  
 (e.g. UACS Fund Cluster: 01-Regular Agency Fund, 02-Foreign Assisted Projects Fund, 03-Special Account-Locally Funded/Domestic Grants Fund, and 04-Special Account-Foreign Assisted/Foreign Grants Fund)

X	Current Year Appropriations
	Supplemental Appropriations
	Continuing Appropriations

Particulars	UACS CODE	Appropriations							Allotments							Obligations							Disbursements							Balances			
		Authorized Appropriations	Adjustments (Transfer To/From, Modifications/Augmentations)	Adjusted Appropriations	Allotments Received	Adjustments (Reductions, Modifications/Augmentations)	Transfer To	Transfer From	Adjusted Allotments	1st Quarter Ending March 31	2nd Quarter Ending June 30	3rd Quarter Ending September 30	4th Quarter Ending December 31	Total	1st Quarter Ending March 31	2nd Quarter Ending June 30	3rd Quarter Ending September 30	4th Quarter Ending December 31	Total	Unreleased Appropriations	Unobligated Allotments	Unpaid Obligations (15-20)=(23+24)											
		3	4	5(4+4)	6	7	8	9	10(6+7)+8+9	11	12	13	14	15(11+12+13+14)	16	17	18	19	20(16+17+18+19)	21(8-16)	22(10-15)	23	24										
<b>SUMMARY</b>		<b>3,568,564,000.00</b>	<b>1,578,439,721.00</b>	<b>5,147,003,721.00</b>	<b>3,574,192,817.00</b>	<b>1,572,810,904.00</b>	0.00	0.00	<b>5,147,003,721.00</b>	<b>3,618,918,089.00</b>	<b>736,939,904.28</b>	<b>694,103,999.68</b>	<b>1,191,053,304.29</b>	<b>3,394,085,224.84</b>	<b>577,194,892.89</b>	<b>604,366,209.88</b>	<b>673,668,850.31</b>	<b>1,052,962,288.88</b>	<b>3,108,220,242.04</b>	0.00	<b>1,752,918,498.36</b>	<b>277,971,251.71</b>	<b>6,097,730.59</b>										
<b>A.AGENCY SPECIFIC BUDGET</b>		<b>3,415,144,000.00</b>	<b>0.00</b>	<b>3,415,144,000.00</b>	<b>3,415,144,000.00</b>	<b>0.00</b>	0.00	<b>3,415,144,000.00</b>	<b>713,321,761.26</b>	<b>680,840,990.92</b>	<b>643,844,452.48</b>	<b>1,075,526,314.20</b>	<b>534,694,042.33</b>	<b>736,579,164.70</b>	<b>623,828,689.05</b>	<b>638,326,843.27</b>	<b>2,833,231,829.75</b>	<b>301,608,076.96</b>	<b>277,896,746.73</b>	0.00	<b>3,188,609.23</b>	<b>2,200,558.67</b>	<b>2,300,558.67</b>										
Personnel Services		1,814,761,000.00	83,529,321.00	1,878,290,321.00	1,814,761,000.00	83,529,321.00	0.00	1,878,290,321.00	352,397,736.08	461,254,893.33	399,888,883.58	624,790,807.71	1,878,290,321.00	344,842,711.16	495,502,858.38	398,516,522.12	592,183,847.25	1,902,945,339.59	0.00	0.00	74,844,922.94	2,200,558.67											
Salaries and Wages		1,284,761,000.00	1,575,852.40	1,286,336,852.40	1,284,761,000.00	1,575,852.40	0.00	1,286,336,852.40	353,791,365.43	323,828,857.93	341,891,123.33	247,314,906.71	1,286,336,852.40	308,268,469.40	326,605,136.20	340,889,330.38	395,130,991.83	1,282,966,837.91	0.00	0.00	3,188,609.23	140,605.26											
Salaries and Wages - Regular		1,278,513,000.00	2,575,052.40	1,281,088,052.40	1,278,513,000.00	2,575,052.40	0.00	1,281,088,052.40	352,548,579.50	322,200,120.74	340,591,955.63	255,637,377.23	1,281,088,052.40	307,115,683.47	327,200,608.91	330,801,173.96	393,667,171.31	1,278,142,636.77	0.00	0.00	2,804,810.37	140,605.26											
Basic Salary - Civilian		1,278,513,000.00	2,575,052.40	1,281,088,052.40	1,278,513,000.00	2,575,052.40	0.00	1,281,088,052.40	352,548,579.50	322,200,120.74	340,591,955.63	255,637,377.23	1,281,088,052.40	307,115,683.47	327,200,608.91	330,801,173.96	393,667,171.31	1,278,142,636.77	0.00	0.00	2,804,810.37	140,605.26											
Salaries and Wages - Casual/Contractual		6,248,000.00	(1,000,000.00)	5,248,000.00	6,248,000.00	(1,000,000.00)	0.00	5,248,000.00	1,152,785.93	1,338,528.19	1,059,156.40	1,657,531.48	5,248,000.00	1,152,785.93	1,338,528.19	1,059,156.40	1,263,730.62	4,854,201.14	0.00	0.00	303,796.86	0.00											
Other Compensation		379,390,000.00	(2,810,000.00)	376,580,000.00	379,390,000.00	(2,810,000.00)	0.00	376,580,000.00	30,140,204.54	129,360,966.21	30,330,258.64	186,748,550.61	376,580,000.00	29,240,204.54	129,473,895.21	30,167,345.37	181,250,106.44	370,211,460.56	0.00	0.00	6,358,539.44	0.00											
Personal Economic Relief Allowance (PERA)		84,072,000.00	0.00	84,072,000.00	84,072,000.00	0.00	0.00	84,072,000.00	23,907,454.54	20,373,272.71	21,450,690.90	18,341,181.85	84,072,000.00	23,907,454.54	20,373,272.71	21,313,363.63	18,214,090.90	83,808,181.87	0.00	0.00	26,818.13	0.00											
PERA - Civilian		84,072,000.00	0.00	84,072,000.00	84,072,000.00	0.00	0.00	84,072,000.00	23,907,454.54	20,373,272.71	21,450,690.90	18,341,181.85	84,072,000.00	23,907,454.54	20,373,272.71	21,313,363.63	18,214,090.90	83,808,181.87	0.00	0.00	26,818.13	0.00											
Representation Allowance (RA)		9,162,000.00	2,815,250.00	11,977,250.00	9,162,000.00	2,815,250.00	0.00	11,977,250.00	3,268,875.00	2,727,625.00	2,914,500.00	3,068,250.00	11,977,250.00	2,807,375.00	2,865,875.00	3,097,500.00	11,628,000.00	0.00	0.00	340,250.00	0.00												
Transportation Allowance (TA)		9,162,000.00	1,819,750.00	10,981,750.00	9,162,000.00	1,819,750.00	0.00	10,981,750.00	2,665,875.00	2,404,000.00	2,634,625.00	2,687,250.00	10,981,750.00	2,625,375.00	2,618,250.00	2,582,375.00	2,820,000.00	10,555,000.00	0.00	0.00	226,750.00	0.00											
Transportation Allowance (TA)		9,162,000.00	1,819,750.00	10,981,750.00	9,162,000.00	1,819,750.00	0.00	10,981,750.00	2,665,875.00	2,404,000.00	2,634,625.00	2,687,250.00	10,981,750.00	2,625,375.00	2,618,250.00	2,582,375.00	2,820,000.00	10,555,000.00	0.00	0.00	226,750.00	0.00											
Clothing/Uniform Allowance		6,000,000.00	0.00	6,000,000.00	6,000,000.00	0.00	0.00	6,000,000.00	0.00	0.00	0.00	21,384,000.00	6,000,000.00	0.00	0.00	0.00	17,424,000.00	17,430,000.00	0.00	0.00	3,600,000.00	0.00											
Clothing/Uniform Allowance - Civilian		6,000,000.00	0.00	6,000,000.00	6,000,000.00	0.00	0.00	6,000,000.00	0.00	0.00	0.00	21,384,000.00	6,000,000.00	0.00	0.00	0.00	17,424,000.00	17,430,000.00	0.00	0.00	3,600,000.00	0.00											
Subsistence Allowance (SA)		6,000,000.00	0.00	6,000,000.00	6,000,000.00	0.00	0.00	6,000,000.00	0.00	0.00	0.00	6,000,000.00	6,000,000.00	0.00	0.00	0.00	0.00	0.00	0.00	0.00	6,000,000.00	0.00											
Subsistence Allowance - Magna Carta for Public Health Workers under R.A. 7305		6,000,000.00	0.00	6,000,000.00	6,000,000.00	0.00	0.00	6,000,000.00	0.00	0.00	0.00	6,000,000.00	6,000,000.00	0.00	0.00	0.00	0.00	0.00	0.00	0.00	6,000,000.00	0.00											
Laundry Allowance (LA)		9,000.00	0.00	9,000.00	9,000.00	0.00	0.00	9,000.00	0.00	0.00	0.00	9,000.00	9,000.00	0.00	0.00	0.00	0.00	0.00	0.00	0.00	9,000.00	0.00											
Laundry Allowance - Magna Carta Benefits for Public Health Workers under R.A. 7305		9,000.00	0.00	9,000.00	9,000.00	0.00	0.00	9,000.00	0.00	0.00	0.00	9,000.00	9,000.00	0.00	0.00	0.00	0.00	0.00	0.00	0.00	9,000.00	0.00											
Quarters Allowance (QA)		7,817,000.00	(7,817,000.00)	0.00	7,817,000.00	(7,817,000.00)	0.00	0.00	0.00	0.00	0.00	0.00	0.00	0.00	0.00	0.00	0.00	0.00	0.00	0.00	0.00	0.00	0.00										
Quarters Allowance - Civilian		7,817,000.00	(7,817,000.00)	0.00	7,817,000.00	(7,817,000.00)	0.00	0.00	0.00	0.00	0.00	0.00	0.00	0.00	0.00	0.00	0.00	0.00	0.00	0.00	0.00	0.00	0.00										
Hazard Pay (HP)		170,000.00	0.00	170,000.00	170,000.00	0.00	0.00	170,000.00	0.00	0.00	148,385.24	23,814.76	170,000.00	0.00	0.00	0.00	148,385.24	0.00	148,385.24	0.00	0.00	23,814.76	0.00										
HP - Magna Carta Benefits for Public Health Workers under R.A. 7305		170,000.00	0.00	170,000.00	170,000.00	0.00	0.00	170,000.00	0.00	0.00	148,385.24	23,814.76	170,000.00	0.00	0.00	0.00	148,385.24	0.00	148,385.24	0.00	0.00	23,814.76	0.00										
Year End Bonus		106,542,000.00	0.00	106,542,000.00	106,542,000.00	0.00	0.00	106,542,000.00	0.00	187,166.50	412,281.50	106,542,572.00	106,542,000.00	0.00	173,550.00	388,822.50	105,862,774.35	106,423,147.35	0.00	0.00	118,852.65	0.00											
Bonus - Civilian		106,542,000.00	0.00	106,542,000.00	106,542,000.00	0.00	0.00	106,542,000.00	0.00	187,166.50	412,281.50	106,542,572.00	106,542,000.00	0.00	173,550.00	388,822.50	105,862,774.35	106,423,147.35	0.00	0.00	118,852.65	0.00											
Cash Gift		17,515,000.00	0.00	17,515,000.00	17,515,000.00	0.00	0.00	17,515,000.00	0.00	21,500.00	55,500.00	17,515,000.00	17,515,000.00	0.00	21,500.00	55,500.00	17,422,000.00	17,404,000.00	0.00	0.00	21,000.00	0.00											
Cash Gift - Civilian		17,515,000.00	0.00	17,515,000.00	17,515,000.00	0.00	0.00	17,515,000.00	0.00	21,500.00	55,500.00	17,515,000.00	17,515,000.00	0.00	21,500.00	55,500.00	17,422,000.00	17,404,000.00	0.00	0.00	21,000.00	0.00											
Year End Bonus - Civilian		106,542,000.00	0.00	106,542,000.00	106,542,000.00	0.00	0.00	106,542,000.00	0.00	103,536,422.00	2,708,896.00	298,882.00	106,542,000.00	0.00	103,400,357.00	2,815,649.00	53,240.10	106,299,246.10	0.00	0.00	272,753.90	0.00											
Mid-Year Bonus - Civilian		106,542,000.00	0.00	106,542,000.00	106,542,000.00	0.00	0.00	106,542,000.00	0.00	103,536,422.00	2,708,896.00	298,882.00	106,542,000.00	0.00	103,400,357.00	2,815,649.00	53,240.10	106,299,246.10	0.00	0.00	272,753.90	0.00											
Other Bonuses and Allowances		17,515,000.00	0.00	17,515,000.00	17,515,000.00	0.00	0.00	17,515,000.00	0.00	10,000.00	17,400,000.00	17,515,000.00	17,515,000.00	0.00	15,000.00	5,000.00	16,447,500.00	16,467,500.00	0.00	0.00	1,647,500.00	0.00											
Productivity Enhancement Incentive - Civilian		17,515,000.00	0.00	17,515,000.00	17,515,000.00	0.00	0.00	17,515,000.00	0.00	10,000.00	17,400,000.00	17,515,000.00	17,515,000.00	0.00	15,000.00	5,000.00	16,447,500.00	16,467,500.00	0.00	0.00	1,647,500.00	0.00											
Personal Benefit Contributions		36,760,000.00	0.00	36,760,000.00	36,760,000.00	0.00	0.00	36,760,000.00	8,454,042.57	8,214,996.43	8,599,115.40	11,491,916.60	36,760,000.00	7,324,145.54	8,368,142.43	8,269,399.23	8,773,356.38	32,672,962.58	0.00	0.00	2,027,584.01	2,060,353.41											
Pay-BIG Contributions		4,205,000.00	0																														


SUMMARY OF APPROPRIATIONS, ALLOTMENTS, OBLIGATIONS, DISBURSEMENTS AND BALANCES BY OBJECT OF EXPENDITURES


As at the Quarter Ending December 31, 2023


Department : Department of Finance (DOF)  
 Agency/Entity : Bureau of Customs  
 Operating Unit : Central Office  
 Organization Code (UACS) : 11 002 010000  
 Fund Cluster : 01 - Regular Agency Fund  
 (e.g. UACS Fund Cluster: 01-Regular Agency Fund, 02-Foreign Assisted Projects Fund, 03-Special Account-Locally Funded/Domestic Grants Fund, and 04-Special Account-Foreign Assisted/Foreign Grants Fund)

X	Current Year Appropriations
	Supplemental Appropriations
	Continuing Appropriations

Particulars	UACS CODE	Appropriations			Allotments			Obligations					Disbursements				Balances						
		Authorized Appropriations	Adjustments (Transfer To/From, Modifications/ Augmentations)	Adjusted Appropriations	Allotments Received	Adjustments (Reductions, Modifications/ Augmentations)	Transfer To	Transfer From	Adjusted Allotments	1st Quarter Ending March 31	2nd Quarter Ending June 30	3rd Quarter Ending September 30	4th Quarter Ending December 31	Total	1st Quarter Ending March 31	2nd Quarter Ending June 30	3rd Quarter Ending September 30	4th Quarter Ending December 31	Total	Unreleased Appropriations	Unobligated Allotments	Unpaid Obligations (15-20)=(23+24)	
1	2	3	4	5(4+4)	6	7	8	9	10(6+(-7)+8+9)	11	12	13	14	15(11+12+13+14)	16	17	18	19	20(16+17+18+19)	21=(5-16)	22=(10-15)	23	24
C. SPECIAL PURPOSE FUNDS		0.00	1,572,810,904.00	1,572,810,904.00	0.00	1,572,810,904.00	0.00	0.00	1,572,810,904.00	20,394,006.38	18,836,135.56	10,485,444.41	71,984,898.25	121,600,484.60	9,317,110.61	29,713,031.33	10,485,444.41	89,914,393.27	119,429,979.62	0.00	1,451,310,419.40	2,070,504.98	0.00
Miscellaneous Personnel Benefits Fund		0.00	57,857,222.00	57,857,222.00	0.00	57,857,222.00	0.00	0.00	57,857,222.00	0.00	0.00	0.00	57,857,221.86	57,857,221.86	0.00	0.00	0.00	56,097,867.45	56,097,867.45	0.00	0.14	1,759,354.41	0.00
Other Personnel Benefits	5010400000	0.00	57,857,222.00	57,857,222.00	0.00	57,857,222.00	0.00	0.00	57,857,222.00	0.00	0.00	0.00	57,857,221.86	57,857,221.86	0.00	0.00	0.00	56,097,867.45	56,097,867.45	0.00	0.14	1,759,354.41	0.00
Other Personnel Benefits		0.00	57,857,222.00	57,857,222.00	0.00	57,857,222.00	0.00	0.00	57,857,222.00	0.00	0.00	0.00	57,857,221.86	57,857,221.86	0.00	0.00	0.00	56,097,867.45	56,097,867.45	0.00	0.14	1,759,354.41	0.00
Lump-sum for Filing of Positions - Civilian	5010400007	0.00	57,857,222.00	57,857,222.00	0.00	57,857,222.00	0.00	0.00	57,857,222.00	0.00	0.00	0.00	57,857,221.86	57,857,221.86	0.00	0.00	0.00	56,097,867.45	56,097,867.45	0.00	0.14	1,759,354.41	0.00
Pension and Gratuity Fund		0.00	63,643,268.00	63,643,268.00	0.00	63,643,268.00	0.00	0.00	63,643,268.00	20,394,006.38	18,836,135.56	10,485,444.41	14,127,878.39	63,643,262.74	9,317,110.61	29,713,031.33	10,485,444.41	13,816,525.82	63,332,112.17	0.00	5.26	311,150.57	0.00
Other Personnel Benefits	5010400000	0.00	63,643,268.00	63,643,268.00	0.00	63,643,268.00	0.00	0.00	63,643,268.00	20,394,006.38	18,836,135.56	10,485,444.41	14,127,878.39	63,643,262.74	9,317,110.61	29,713,031.33	10,485,444.41	13,816,525.82	63,332,112.17	0.00	5.26	311,150.57	0.00
Terminal Leave Benefits		0.00	63,643,268.00	63,643,268.00	0.00	63,643,268.00	0.00	0.00	63,643,268.00	20,394,006.38	18,836,135.56	10,485,444.41	14,127,878.39	63,643,262.74	9,317,110.61	29,713,031.33	10,485,444.41	13,816,525.82	63,332,112.17	0.00	5.26	311,150.57	0.00
Terminal Leave Benefits - Civilian	5010403001	0.00	63,643,268.00	63,643,268.00	0.00	63,643,268.00	0.00	0.00	63,643,268.00	20,394,006.38	18,836,135.56	10,485,444.41	14,127,878.39	63,643,262.74	9,317,110.61	29,713,031.33	10,485,444.41	13,816,525.82	63,332,112.17	0.00	5.26	311,150.57	0.00
Support to Foreign-Assisted Projects		0.00	1,451,310,414.00	1,451,310,414.00	0.00	1,451,310,414.00	0.00	0.00	1,451,310,414.00	0.00	0.00	0.00	0.00	0.00	0.00	0.00	0.00	0.00	0.00	0.00	1,451,310,414.00	0.00	0.00
Property, Plant and Equipment Outlay	5060400000	0.00	1,451,310,414.00	1,451,310,414.00	0.00	1,451,310,414.00	0.00	0.00	1,451,310,414.00	0.00	0.00	0.00	0.00	0.00	0.00	0.00	0.00	0.00	0.00	0.00	1,451,310,414.00	0.00	0.00
Machinery and Equipment Outlay		0.00	1,451,310,414.00	1,451,310,414.00	0.00	1,451,310,414.00	0.00	0.00	1,451,310,414.00	0.00	0.00	0.00	0.00	0.00	0.00	0.00	0.00	0.00	0.00	0.00	1,451,310,414.00	0.00	0.00
Information and Communication Technology Equipment	5060405003	0.00	1,451,310,414.00	1,451,310,414.00	0.00	1,451,310,414.00	0.00	0.00	1,451,310,414.00	0.00	0.00	0.00	0.00	0.00	0.00	0.00	0.00	0.00	0.00	0.00	1,451,310,414.00	0.00	0.00
GRAND TOTAL		3,568,564,000.00	1,578,439,721.00	5,147,003,721.00	3,574,192,817.00	1,572,810,904.00	0.00	0.00	5,147,003,721.00	771,988,016.99	736,939,004.28	694,103,999.08	1,191,053,304.29	3,394,085,224.64	577,194,892.89	804,368,209.98	673,698,850.31	1,052,982,288.86	3,108,220,242.04	0.00	1,752,918,488.38	279,767,251.71	6,698,730.88

Certified Correct:  
  
 JESUPE D. PIMENTA, JR.  
 Acting Chief, Budget Division  
 Date: February 6, 2024 09:11 AM

Original Correct:  
  
 MARLOU M. LARON  
 Collector/Chief Accountant  
 Date: February 6, 2024 09:11 AM

Recommending Approval By:  
  
 BIENVENIDO R. DAQUIEN, JR.  
 Director III, Financial Management Office  
 Date: February 6, 2024 09:15 AM

Approved By:  
  
 BIENVENIDO R. DAQUIEN, JR.  
 Commissioner  
 Date: