

FY 2016 FINANCIAL PLAN


(In Thousand Pesos)


Department : Department of Finance
 Agency : Bureau of Customs
 Operating Unit :
 Organization Code (UACS) : 11 002 00 00000


Particulars	UACS CODE	Current Year's Obligations			Budget Year Obligation Program										
		Actual Jan.1 to Sept. 30	Estimate Oct. 1- Dec. 31	Total	TOTAL	COMPREHENSIVE RELEASE					FOR LATER RELEASE (Negative List)				
						Q1	Q2	Q3	Q4	Sub-total	Q1	Q2	Q3	Q4	Sub-total
1	2	3	4	5=3+4	6=11+16	7	8	9	10	11=7+8+9+10	12	13	14	15	16=12+13+14+15
Part A															
I. Budget Year/Appropriations															
General Administration and Support	0000010000000000	1,180,267	1,593,015	2,773,282	2,629,509	555,379	646,469	701,632	726,029	2,629,509	-	-	-	-	-
General Management and Supervision	1030010001000000	359,778	312,685	672,463	618,632	136,746	157,462	150,353	174,071	618,632					
Personnel Services	50100000 00	260,720	99,399	360,119	301,157	73,533	77,039	71,330	79,255	301,157					
MOOE	50200000 00	99,058	209,283	308,341	316,075	63,213	79,023	79,023	94,816	316,075					
Capital Outlays	50600000 00	-	4,003	4,003	1,400	-	1,400	-	-	1,400					
Operations	0000030100000000	820,489	1,273,988	2,094,477	1,910,877	418,633	489,007	451,279	551,958	1,910,877	-	-	-	-	-
MFO I - Collection of Duties & taxes	0000030100000000														
Legal Services	1010030101000000	80,934	250,845	331,779	194,582	43,286	49,910	45,998	55,388	194,582	-	-	-	-	-
Personnel Services	50100000 00	70,896	26,505	97,401	98,717	23,415	25,941	22,028	27,333	98,717					
MOOE	50200000 00	10,038	213,210	223,248	95,865	19,871	23,969	23,970	28,055	95,865					
Capital Outlays	50600000 00	-	11,130	11,130	-	-	-	-	-	-					
Information communication and technology services	1010030102000000	70,529	337,781	408,310	380,048	77,051	95,402	94,302	113,293	380,048					
Personnel Services	50100000 00	20,626	7,883	28,509	28,701	6,782	7,562	6,462	7,895	28,701					
MOOE	50200000 00	49,903	294,900	344,803	351,347	70,269	87,840	87,840	105,398	351,347					
Capital Outlays	50600000 00	-	34,998	34,998	-	-	-	-	-	-					
Assessment and Collection Services	1010030103000000	417,726	403,160	820,886	833,312	182,317	213,951	196,846	240,198	833,312					
Examination and Appraisal of imports	1010030103000001	365,989	261,042	627,031	634,831	141,958	164,108	147,707	181,058	634,831					
Personnel Services	50100000 00	286,409	118,038	404,447	407,804	96,552	107,349	90,948	112,955	407,804					
MOOE	50200000 00	79,580	141,490	221,070	227,027	45,406	56,759	56,759	68,103	227,027					
Capital Outlays	50600000 00	-	1,514	1,514	-	-	-	-	-	-					
Coordination of the activities of the export control units of various ports	1010030103000002	46,678	140,262	186,940	191,509	38,713	48,007	47,583	57,206	191,509					
Personnel Services	50100000 00	8,025	2,797	10,822	10,921	2,596	2,859	2,435	3,031	10,921					
MOOE	50200000 00	38,653	137,465	176,118	180,588	36,117	45,148	45,148	54,175	180,588					
Capital Outlays	50600000 00	-	-	-	-	-	-	-	-	-					
Evaluation and classification of importation	1010030103000003	5,059	1,856	6,915	6,972	1,646	1,836	1,556	1,934	6,972					
Personnel Services	50100000 00	5,059	1,856	6,915	6,972	1,646	1,836	1,556	1,934	6,972					
Capital Outlays	50600000 00	-	-	-	-	-	-	-	-	-					
Surveillance and prevention of smuggling	1010030104000000	172,155	238,370	410,525	378,484	86,489	97,284	86,571	108,140	378,484	-	-	-	-	-
Personnel Services	50100000 00	146,469	111,506	257,975	263,601	63,238	68,559	57,846	73,958	263,601					
MOOE	50200000 00	25,686	91,612	117,298	114,883	23,251	28,725	28,725	34,182	114,883					
Capital Outlays	50600000 00	-	35,252	35,252	-	-	-	-	-	-					

Particulars	UACS CODE	Current Year's Obligations			Budget Year Obligation Program										
		Actual Jan.1 to Sept. 30	Estimate Oct. 1- Dec. 31	Total	TOTAL	COMPREHENSIVE RELEASE					FOR LATER RELEASE (Negative List)				
						Q1	Q2	Q3	Q4	Sub-total	Q1	Q2	Q3	Q4	Sub-total
1	2	3	4	5=3+4	6=11+16	7	8	9	10	11=7+8+9+10	12	13	14	15	16=12+13+14+15
Warehousing Services	101003010500000	79,145	43,832	122,977	124,451	29,490	32,460	27,562	34,939	124,451					
Personnel Services	50100000 00	75,719	41,869	117,588	118,913	28,381	31,072	26,173	33,287	118,913					
MOOE	50200000 00	3,426	1,963	5,389	5,538	1,109	1,388	1,389	1,652	5,538					
Capital Outlays	50600000 00	-	-	-	-	-	-	-	-	-					
Locally-Funded Projects		-	6,342	6,342	100,000	-	-	100,000	-	100,000					
Capital Outlays															
Land	50604010 01		-	-	42,500			42,500		42,500					
Buildings	50604040 01		-	-	57,500			57,500		57,500					
Office Equipment	50604050 02		6,342	6,342	-			-		-					
Information & Communication Technology Equipment	50604050 03		-	-	-			-		-					
II. Automatic Appropriations	01104														
Retirement and Life Insurance Premiums	01104102	64,459	35,692	100,151	100,147	25,034	25,035	25,038	25,040	100,147					
General Administration and Support	0000010000000000	6,842	6,434	13,276	13,278	3,319	3,319	3,320	3,320	13,278					
General Management and Supervision	1030010001000000														
Personnel Services	50100000 00														
Retirement and Life Insurance Premiums	50103010 00	6,842	6,434	13,276	13,278	3,319	3,319	3,320	3,320	13,278					
Operations	0000030100000000	57,617	29,258	86,875	86,869	21,715	21,716	21,718	21,720	86,869					
MFO I - Collection of Duties & taxes	0000030100000000														
Legal Services	1010030101000000														
Personnel Services	50100000 00														
Retirement and Life Insurance Premiums	50103010 00	6,267	3,014	9,281	9,280	2,320	2,320	2,320	2,320	9,280					
Information communication and technology services	1010030102000000														
Personnel Services	50100000 00														
Retirement and Life Insurance Premiums	50103010 00	1,811	905	2,716	2,718	679	679	680	680	2,718					
Assessment and Collection Services	1010030103000000														
Examination and Appraisal of imports	1010030103000001														
Personnel Services	50100000 00														
Retirement and Life Insurance Premiums	50103010 00	27,825	11,343	39,168	39,165	9,791	9,791	9,791	9,792	39,165					
Coordination of the activities of the export control units of various ports	1010030103000002														
Personnel Services	50100000 00														
Retirement and Life Insurance Premiums	50103010 00	665	333	998	998	249	249	250	250	998					
Evaluation and classification of importation	1010030103000003														
Personnel Services	50100000 00														
Retirement and Life Insurance Premiums	50103010 00	451	226	677	677	169	169	169	170	677					
Surveillance and prevention of smuggling	1010030104000000														
Personnel Services	50100000 00														
Retirement and Life Insurance Premiums	50103010 00	13,163	9,935	23,098	23,095	5,773	5,774	5,774	5,774	23,095					

Particulars	UACS CODE	Current Year's Obligations			Budget Year Obligation Program											
		Actual Jan.1 to Sept. 30	Estimate Oct. 1- Dec. 31	Total	TOTAL	COMPREHENSIVE RELEASE					FOR LATER RELEASE (Negative List)					
						Q1	Q2	Q3	Q4	Sub-total	Q1	Q2	Q3	Q4	Sub-total	
1	2	3	4	5=3+4	6=11+16	7	8	9	10	11=7+8+9+10	12	13	14	15	16=12+13+14+15	
Warehousing Services	101003010500000															
Personnel Services	50100000 00															
Retirement and Life Insurance Premiums	50103010 00	7,435	3,502	10,937	10,936	2,734	2,734	2,734	2,734	10,936						
Special Account in the General Fund		148,714	185,756	334,470	344,504	86,126	86,126	86,126	86,126	344,504						
Container Security Fee (CSF)	104339	148,714	149,756	298,470	308,504	77,126	77,126	77,126	77,126	308,504						
PS	50100000 00															
MOOE	50200000 00	148,714	149,756	298,470	308,504	77,126	77,126	77,126	77,126	308,504						
CO	50600000 00															
Super Green Lane (SGL)	104340	-	36,000	36,000	36,000	9,000	9,000	9,000	9,000	36,000						
PS	50100000 00															
MOOE	50200000 00	-	36,000	36,000	36,000	9,000	9,000	9,000	9,000	36,000						
CO	50600000 00															
TOTAL, Current Year Budget/Appropriations		1,393,440	1,814,463	3,207,903	3,074,160	666,539	757,630	812,796	837,195	3,074,160	-	-	-	-	-	
PS	50100000 00	938,382	445,545	1,383,927	1,336,933	321,177	347,252	303,816	364,688	1,336,933						
MOOE - Regular	50200000 00	306,344	1,089,923	1,396,267	1,291,323	259,236	322,852	322,854	386,381	1,291,323						
- Special Account in the General Fund		148,714	185,756	334,470	344,504	86,126	86,126	86,126	86,126	344,504						
CO	50600000 00	-	93,239	93,239	101,400	-	1,400	100,000	-	101,400						
Recapitulation by MFO																
MFO I - Collection of Duties and Taxes	000003010000000	820,489	1,273,988	2,094,477	1,910,877	418,633	489,007	451,279	551,958	1,910,877	-	-	-	-	-	
Part B																
Major Programs/Projects																
A. KEY RESULT AREAS (KRAs)																
KRA No. 1 - Anti-Corruption, Transparent, Accountable & Participatory Governance																
A. MPP 1 - BOC Integrity Action Plan		14,264	17,086	31,350	32,350	6,470	8,088	8,088	9,704	32,350						
B. Anti-Smuggling Program (RATS)		26,425	28,250	54,675	54,782	12,194	14,215	12,833	15,540	54,782						
KRA No. III- Rapid, Inclusive and Sustained Economic Growth																
MPP I - Revenue Generation		728,063	1,086,534	1,814,597	1,625,264	359,610	416,861	381,219	467,574	1,625,264	-	-	-	-	-	
B. EASE OF DOING BUSINESS																
Trading Across Borders		51,737	142,118	193,855	198,481	40,359	49,843	49,139	59,140	198,481						

Prepared By:

RAFAEL M. CRISO, JR.
 Chief, Budget Division
 Date:

In coordination with:

DIMPNA O. LEJOS
 OIC, Internal Administration Group
 Date:

Approved by:

ALBERTO D. LINA
 Commissioner
 Date: