

QUARTERLY REPORT OF REVENUE AND OTHER RECEIPTS
As at the Quarter Ending December 31, 2022

Department : Department of Finance (DOF)
Agency : Bureau of Customs
Operating Unit : Central Office
Organization Code (UACS) : 11 002 0100000
Fund Cluster : 01 - Regular Agency Fund


| Classification/Sources of Revenue and Other Receipts | UACS CODE | REVENUE (Annual) per BESF | Actual Revenue and Other Receipts Collections | | | | | | | Total | Cumulative Remittance/Deposits to Date | | | | Variance | | Remarks |
|---|------------|---------------------------|---|----------------------------|-----------------------------|----------------------------|--------------------|--------------------|---------------------|--------------------|--|----------|------|--|----------|--|---------|
| | | | 1st Quarter Ending March 31 | 2nd Quarter Ending June 30 | 3rd Quarter Ending Sept. 30 | 4th Quarter Ending Dec. 31 | 8=(6+7)-8+9 | Remittance to BTR | Deposited with AGDB | | TOTAL | Amount | % | | | | |
| Regular Agency Fund | 1 | 670,719,423,000.00 | 182,249,059,906.00 | 204,075,839,959.00 | 235,210,178,239.00 | 221,502,050,776.00 | 843,037,128,880.00 | 817,520,076,989.00 | 25,517,051,889.00 | 843,037,128,878.00 | 172,317,705,880.00 | 12=(8-3) | 26% | | | | |
| Revenue Collections | 2 | 670,719,423,000.00 | 182,249,059,906.00 | 204,075,839,959.00 | 235,210,178,239.00 | 221,502,050,776.00 | 843,037,128,880.00 | 817,520,076,989.00 | 25,517,051,889.00 | 843,037,128,878.00 | 172,317,705,880.00 | | 26% | | | | |
| Cash Revenue | | 670,719,423,000.00 | 182,249,059,906.00 | 204,075,839,959.00 | 235,210,178,239.00 | 221,502,050,776.00 | 843,037,128,880.00 | 817,520,076,989.00 | 25,517,051,889.00 | 843,037,128,878.00 | 172,317,705,880.00 | | 26% | | | | |
| Tax | | 670,719,423,000.00 | 182,249,059,906.00 | 204,075,839,959.00 | 235,210,178,239.00 | 221,502,050,776.00 | 843,037,128,880.00 | 817,520,076,989.00 | 25,517,051,889.00 | 843,037,128,878.00 | 172,317,705,880.00 | | 26% | | | | |
| Other Import Duties | 4010301099 | 160,872,000,000.00 | 181,298,812,941.00 | 203,067,350,281.00 | 234,173,887,295.00 | 220,565,882,335.00 | 839,105,932,952.00 | 816,740,808,605.00 | 22,365,124,345.00 | 839,105,932,950.00 | 174,586,661,952.00 | | 26% | | | | |
| Excise - Others | 4010302099 | 160,872,000,000.00 | 142,699,165,952.00 | 17,333,056,482.00 | 21,347,566,347.00 | 54,121,778,619.00 | 202,313,402,739.00 | 199,428,195,590.00 | 2,885,207,149.00 | 202,313,402,739.00 | 41,441,402,739.00 | | -0% | | | | |
| Value Added Tax | 4010303001 | 406,913,000,000.00 | 50,155,550,064.00 | 45,865,917,140.00 | 158,471,759,674.00 | 146,695,802,220.00 | 561,330,502,541.00 | 545,430,129,298.00 | 15,900,373,242.00 | 561,330,502,540.00 | 154,417,502,541.00 | | 26% | | | | |
| Documentary Stamp Tax | 4010401000 | 20,764,000,000.00 | 116,626,245,658.00 | 139,626,694,989.00 | 143,724,200.00 | 155,724,395.00 | 145,134,636.00 | 304,641,555.00 | 276,732,388.00 | 581,373,951.00 | 154,417,502,541.00 | | 38% | | | | |
| Tax Revenue - Fines and Penalties - Taxes on Goods and Services | 4010503000 | 1,301,271,000.00 | 110,960,547.00 | 97,957,470.00 | 77,058,460.00 | 166,750,986.00 | 452,727,462.00 | 89,064,349.00 | 363,663,113.00 | 452,727,462.00 | (2,268,956,072.00) | | -97% | | | | |
| Non-Tax | | 6,200,152,000.00 | 950,246,965.00 | 1,008,889,678.00 | 1,006,290,844.00 | 936,168,441.00 | 3,931,195,928.00 | 779,268,384.00 | 3,151,927,544.00 | 3,931,195,928.00 | (2,268,956,072.00) | | -45% | | | | |
| Other Permit Fees | 4020101099 | 256,468,000.00 | 6,321,200.00 | 9,396,900.00 | 4,970,400.00 | 4,932,700.00 | 25,621,400.00 | 0.00 | 25,621,400.00 | 25,621,400.00 | (230,846,600.00) | | -90% | | | | |
| Import Processing Fees | 4020113009 | 3,973,346,000.00 | 179,464,530.00 | 192,718,830.00 | 219,620,180.00 | 203,984,494.00 | 795,728,024.00 | 750,151,700.00 | 45,576,324.00 | 795,728,024.00 | (3,177,617,976.00) | | -80% | | | | |
| Other Service Income | 4020199099 | 3,43,516,000.00 | 572,488,995.00 | 600,223,354.00 | 609,221,728.00 | 643,573,366.00 | 2,425,507,441.00 | 2,280,468.00 | 2,398,226,973.00 | 2,425,507,441.00 | (2,081,991,441.00) | | -60% | | | | |
| Warehousing Fees | 4020299003 | 92,291,000.00 | 14,911,943.00 | 8,650,236.00 | 9,336,803.00 | 29,782,168.00 | 62,681,150.00 | 0.00 | 62,681,150.00 | 62,681,150.00 | (29,609,850.00) | | -32% | | | | |
| Other Business Income | 4020299099 | 255,494,000.00 | 108,932,948.00 | 111,226,024.00 | 137,931,564.00 | 18,490,749.00 | 376,521,275.00 | 1,836,216.00 | 374,685,059.00 | 376,521,275.00 | (1,21,027,275.00) | | 47% | | | | |
| State of Government/Consolidated/Assigned/Separate Goods and Proceeds | 4060101000 | 1,279,037,000.00 | 68,189,359.00 | 86,294,334.00 | 55,209,981.00 | 35,442,944.00 | 245,136,638.00 | 0.00 | 245,136,638.00 | 245,136,638.00 | (1,033,900,362.00) | | -81% | | | | |
| TOTAL | | 670,719,423,000.00 | 182,249,059,906.00 | 204,075,839,959.00 | 235,210,178,239.00 | 221,502,050,776.00 | 843,037,128,880.00 | 817,520,076,989.00 | 25,517,051,889.00 | 843,037,128,878.00 | 172,317,705,880.00 | | 26% | | | | |
| Note: Total Tax Credit Utilized | | | 407,796,199.00 | 439,307,760.00 | 195,033,479.00 | 278,207,792.00 | 843,037,128,880.00 | 817,520,076,989.00 | 25,517,051,889.00 | 843,037,128,878.00 | (1,033,900,362.00) | | -81% | | | | |
| Utilized Advance duties | | | 455,701,524.00 | 607,703,408.00 | 642,438,222.00 | 728,462,175.00 | 2,484,305,429.00 | 2,484,305,429.00 | | | | | | | | | |
| Net Collections (TEFCARS Program Included) | | | 181,385,562,083.00 | 203,028,828,791.00 | 234,372,706,538.00 | 220,495,380,809.00 | 839,282,478,221.00 | | | | | | | | | | |

Certified Correct:

[Signature]
EMILIO C. JACINTO
CHIEF ACCOUNTANT
Date: 1-Feb-23

Approved By:

[Signature]
YOGI FILEMON L. RUIZ
ACTING COMMISSIONER
Date: FEB 06 2023



This report was generated using the Unified Reporting System on February 01, 2023 15:02 PM version:FAIS 1.1 : Status : FOR APPROVAL


Department : Department of Finance (DOF)
 Agency : Bureau of Customs
 Operating Unit : Central Office
 Organization Code (UACS) : 11 002 0100000
 Fund Cluster : 03 - Special Account - Locally Funded/Domestic Grants Fund


As at the Quarter Ending December 31, 2022

| Classification/Sources of Revenue and Other Receipts | UACS CODE | REVENUE TARGET (Annual) per BESF | Actual Revenue and Other Receipts Collections | | | | Total | Cumulative Remittance/Deposits to Date | | | Variance | | Remarks | |
|---|------------|----------------------------------|---|----------------------------|-----------------------------|----------------------------|-------------------|--|---------------------|-------------------|--------------------|----------|-----------|----|
| | | | 1st Quarter Ending March 31 | 2nd Quarter Ending June 30 | 3rd Quarter Ending Sept. 30 | 4th Quarter Ending Dec. 31 | | Remittance to BTR | Deposited with ASDB | TOTAL | Amount | % | | |
| Special Account - Locally Funded/Domestic Grants Fund | 1 | 9,292,575,000.00 | 6,919,506,261.42 | 6,951,010,585.05 | 8,276,285,932.08 | 5,923,300,228.67 | 28,070,103,007.22 | 27,979,876,860.63 | 90,226,146.59 | 28,070,103,007.22 | 18,777,528,007.22 | 12=(6-3) | 13=(12/3) | 14 |
| Revenue Collections | | 9,292,575,000.00 | 6,919,506,261.42 | 6,951,010,585.05 | 8,276,285,932.08 | 5,923,300,228.67 | 28,070,103,007.22 | 27,979,876,860.63 | 90,226,146.59 | 28,070,103,007.22 | 18,777,528,007.22 | | | |
| Cash Revenue | | 9,292,575,000.00 | 6,919,506,261.42 | 6,951,010,585.05 | 8,276,285,932.08 | 5,923,300,228.67 | 28,070,103,007.22 | 27,979,876,860.63 | 90,226,146.59 | 28,070,103,007.22 | 18,777,528,007.22 | | | |
| Tax | | 0.00 | 6,440,222,277.42 | 6,496,749,984.05 | 7,697,565,841.08 | 5,422,591,628.67 | 26,057,129,728.22 | 26,045,884,933.63 | 11,244,794.59 | 26,057,129,728.22 | 26,057,129,728.22 | | | |
| Other Import Duties | 4010301099 | 0.00 | 6,440,222,277.42 | 6,496,749,984.05 | 7,697,565,841.08 | 5,422,591,628.67 | 26,057,129,728.22 | 26,045,884,933.63 | 11,244,794.59 | 26,057,129,728.22 | 26,057,129,728.22 | | | |
| Non-Tax | | 9,292,575,000.00 | 479,283,984.00 | 454,260,601.00 | 578,720,091.00 | 500,708,603.00 | 2,012,973,279.00 | 1,933,991,927.00 | 78,981,352.00 | 2,012,973,279.00 | (7,279,601,721.00) | | | |
| Other Business Income | 4020299099 | 9,292,575,000.00 | 479,283,984.00 | 454,260,601.00 | 578,720,091.00 | 500,708,603.00 | 2,012,973,279.00 | 1,933,991,927.00 | 78,981,352.00 | 2,012,973,279.00 | (7,279,601,721.00) | | | |
| TOTAL | | 9,292,575,000.00 | 6,919,506,261.42 | 6,951,010,585.05 | 8,276,285,932.08 | 5,923,300,228.67 | 28,070,103,007.22 | 27,979,876,860.63 | 90,226,146.59 | 28,070,103,007.22 | 18,777,528,007.22 | | | |

Prepared By:

ARMY KRISTINA A. ALONZO
 CUSTOMS OPERATIONS OFFICER III
 Date: 1-Feb-23

Certified Correct:

 EMILINDA L. JACINTO
 CHIEF ACCOUNTANT
 Date: 1-Feb-23

Approved By:

 YOGI FILEMON L. RUIZ
 ACTING COMMISSIONER
 Date: 9 8 2023