





Department of Finance  
BUREAU OF CUSTOMS  
Financial Performance Report  
As of DECEMBER 31, 2012  
ALL FUNDS  
In Thousand Pesos

1. EXPENDITURES													
FUND SOURCE	FY 2011 APPROPRIATIONS (Full Year)	ALLOTMENT RECEIVED					OBLIGATIONS INCURRED					UTILIZATION RATE (In %)	REMARKS
		PS	MOOE	CO	SAGF	TOTAL	PS	MOOE	CO	SAGF	TOTAL		
		As of December 31, 2012											
Current Year Budget													
Agency Specific Budget	9,344,530	1,061,964	762,482	740,240	235,017	2,799,703	1,061,964	585,353	79,635	235,456	1,962,408	70.09	Continuing Appropriations CY 2013
Special Purpose Funds ( Terminal Leave/RG/3rd Tranche/PEI)	204,310	204,310				204,310	204,310			204,310	100.00		
Automatic Appropriation	96,743	96,743				96,743	96,743			96,743	100.00		
Continuing Appropriation													
Unobligated Allotment as of 12/31/11	338,913		144,451	192,640	1,822	338,913		46,198	192,640	23	238,861	70.48	P98M Subject for Re-alignment
<b>TOTAL</b>	<b>9,984,496</b>	<b>1,363,017</b>	<b>906,933</b>	<b>932,880</b>	<b>236,839</b>	<b>3,439,669</b>	<b>1,363,017</b>	<b>631,551</b>	<b>272,275</b>	<b>235,479</b>	<b>2,502,322</b>		
OF WHICH:													
Key Program/Projects													
I Anti-Corruption/Transparent, Accountable and Participatory Governance													
MPP 1 - BOC Integrity Action Plan	10,400		10,400			10,400		10,400			10,400	100.00	
III Rapid, Inclusive and Sustained Economic Growth													
MPP 1 - Enhanced Revenue Collection	9,673,043	1,061,964	896,533	932,880	236,839	3,128,216	1,061,964	621,151	272,275	235,479	2,190,869	70.04	
Regular Appropriations	9,334,130	1,061,964	752,082	740,240	235,017	2,789,303	1,061,964	574,953	79,635	235,456	1,952,008	69.98	
Continuing Appropriations	338,913		144,451	192,640	1,822	338,913		46,198	192,640	23	238,861	70.48	
<b>TOTAL</b>	<b>9,683,443</b>	<b>1,061,964</b>	<b>906,933</b>	<b>932,880</b>	<b>236,839</b>	<b>3,138,616</b>	<b>1,061,964</b>	<b>631,551</b>	<b>272,275</b>	<b>235,479</b>	<b>2,201,269</b>		
II. DISBURSEMENTS													
DISBURSEMENT AUTHORITY	FY 2012 CASH PROGRAM		DISBURSEMENT AUTHORITIES RECEIVED/ ISSUED	ACTUAL DISBURSEMENTS				DISBURSEMENT RATE (In %)	REMARKS				
				PS	MOOE	CO	TOTAL						
	FULL YEAR	JANUARY-DECEMBER	As of December 31, 2012										
Notice of Cash Allocation (NCA) for:													
Current Year	9,296,034	2,311,194			1,287,905	725,657	75,909	2,089,471	90%				
Prior Year's A/Ps		44,854			6,209	37,619		43,828	98%				
Non-Cash Availment Authority													
Cash Disbursement Ceiling													
Tax Remittance Advice					80,928	32,261	3,153	116,342					
<b>TOTAL</b>	<b>9,296,034</b>	<b>2,356,048</b>			<b>1,375,042</b>	<b>795,537</b>	<b>79,062</b>	<b>2,249,641</b>					
Note: NCAs net of Trust Liabilities													
APPROVED BY:			Certified Correct:										
 ATTY. JUAN LORENZO T. TAÑADA Deputy Commissioner, Internal Administration Group			 WILNORA L. CAWILE Head, Cashier's Unit				 MARLOU A. ADIGUE-CABIGON Head, Budget Unit				 ALFREDO A. PALMA Head, Accounting Unit		