

STATEMENT OF ALLOTMENTS, OBLIGATIONS AND BALANCES
AS of December 31, FY 2011

Department of Finance
BUREAU OF CUSTOMS
FUND 101

Government Accountancy Section
Office of the Director
RECEIVED



JAN 19 2012

PI/MP / ALLOTMENT CLASS / OBJECT OF EXPENDITURE	ALLOTMENT RECEIVED (Per ABM This Release)	OBLIGATIONS INCURRED		UNOBLIGATED BALANCE OF ALLOTMENT	REMARKS
		THIS REPORT	TO DATE		
CURRENT YEAR BUDGET					
Personal Services					
Salaries	761,655,000.00	215,994,622.55	761,655,000.00	0.00	
Salaries- Casual	2,502,000.00	2,089,097.83	2,502,000.00	0.00	
Step Increment	1,939,000.00	1,633,378.09	1,939,000.00	0.00	
PERA/ADCOM	100,272,000.00	35,789,409.35	100,272,000.00	0.00	
Representation Allowance	6,591,000.00	1,188,530.31	6,591,000.00	0.00	
Transportation Allowance	6,590,000.00	1,223,530.30	6,590,000.00	0.00	
Uniform/Clothing Allowance	16,712,000.00	2,028,000.00	16,712,000.00	0.00	
Subsistence/Laundry Allowance	5,926,000.00	1,232,689.20	5,926,000.00	0.00	
PIB	8,356,000.00		8,356,000.00	0.00	
Overseas Allowance	6,720,000.00	6,720,000.00	6,720,000.00	0.00	
Shoes Allowance	1,072,000.00	1,072,000.00	1,072,000.00	0.00	
Mid/Year End Bonus	63,503,000.00	31,751,500.00	63,503,000.00	0.00	
Cash Gift	20,890,000.00	10,445,000.00	20,890,000.00	0.00	
RLIP	91,428,000.00	22,978,000.00	91,428,000.00	0.00	
Pag-Ibig Contributions	5,042,000.00	1,260,500.00	5,042,000.00	0.00	
Philhealth Contributions	9,015,000.00	2,253,750.00	9,015,000.00	0.00	
ECIP	5,042,000.00	1,260,500.00	5,042,000.00	0.00	
Sub-Total	1,113,255,000.00	338,920,507.63	1,113,255,000.00	0.00	
MOOE					
Travelling Expenses - Local	9,764,000.00	2,355,829.74	8,908,057.20	855,942.80	Continuing Appropriations FY 2012
Travelling Expenses - Foreign	4,289,000.00	1,464,040.72	4,289,000.00	0.00	
Training/Seminar Expenses	8,400,000.00	2,222,048.15	6,391,622.60	2,008,377.40	Continuing Appropriations FY 2012
Office Supplies	51,477,000.00	1,102,999.82	47,829,929.37	3,647,070.63	Continuing Appropriations FY 2012
Accountable Forms	14,000,000.00	4,064,438.00	14,000,000.00	0.00	
Medical/Dental/Laboratory Supplies	207,000.00		207,000.00	0.00	
Gasoline, Oil & Lubricants Expense	23,620,000.00	528,796.16	12,228,618.24	11,391,381.76	Continuing Appropriations FY 2012
Other Supplies	794,000.00	494,584.19	794,000.00	0.00	
Water Expenses	9,533,000.00		9,533,000.00	0.00	
Electricity Expenses	178,999,000.00	0.00	124,342,829.05	54,656,170.95	Continuing Appropriations FY 2012
Postage & Deliveries	926,000.00		926,000.00	0.00	
Telephone Expenses	34,701,000.00	1,824,927.81	19,526,567.69	15,174,432.31	Continuing Appropriations FY 2012
Advertising Expenses	1,500,000.00	194,579.00	1,500,000.00	0.00	
Printing & Binding Expenses	26,910,000.00		26,910,000.00	0.00	
Rent Expenses	6,623,000.00	2,304,331.75	6,623,000.00	0.00	
Transportation & Delivery	2,261,000.00	1,272,876.17	2,261,000.00	0.00	
Subscriptions Expenses	207,000.00	62,517.60	207,000.00	0.00	
Legal Services	449,000.00	117,500.00	449,000.00	0.00	
Environment/Sanitary Services	1,760,000.00	586,260.61	1,760,000.00	0.00	
General Services	1,139,000.00	305,203.27	1,139,000.00	0.00	
Janitorial Services	20,089,000.00	2,009,682.45	18,189,000.37	1,899,999.63	Continuing Appropriations FY 2012
Other Professional Services	14,849,000.00	830,495.19	14,849,000.00	0.00	
Repair & Maintenance - Office Bldg	171,090,000.00	11,598,015.01	156,623,586.27	14,466,413.73	Continuing Appropriations FY 2012
Repair & Maintenance - Office Eqpt	51,193,000.00	0.00	39,981,025.83	11,211,974.17	Continuing Appropriations FY 2012
Repair & Maintenance - Other Machineries	69,478,000.00	1,338,161.09	54,388,502.65	15,089,497.35	Continuing Appropriations FY 2012
Repair & Maintenance - Motor Vehicles	20,512,000.00	0.00	11,456,434.85	9,055,565.15	Continuing Appropriations FY 2012
Repair & Maintenance - PPE	8,337,000.00	1,376,177.55	4,342,976.43	3,994,023.57	Continuing Appropriations FY 2012
Confidential Expenses - SARO # C-11-0013144	4,000,000.00	1,000,000.00	4,000,000.00	0.00	
Intelligence Expenses - SARO # C-11-0013144	500,000.00	125,000.00	500,000.00	0.00	
Miscellaneous Expenses	1,458,000.00	137,778.55	1,458,000.00	0.00	
Taxes, Duties & Licenses	518,000.00	478,982.13	518,000.00	0.00	
Fidelity Bond Premiums	2,934,000.00	1,942,755.00	2,934,000.00	0.00	
Insurance Expenses	2,200,000.00	896,289.74	1,200,000.00	1,000,000.00	Continuing Appropriations FY 2012
Sub-Total	744,717,000.00	40,634,269.70	600,266,150.55	144,450,849.45	Continuing Appropriations FY 2012
CO					
IT Equipment - Software/Hardware		0.00		0.00	
Sub-Total	0.00	0.00		0.00	
TOTAL - General Appropriations	1,857,972,000.00	379,554,777.33	1,713,521,150.55	144,450,849.45	* Continuing Appropriations FY 2012

RECEIVED
QA-BOE (HEAD OFFICE)
DATE _____ TIME _____
Norm B
11 JAN 2012
HOUSE OF REPRESENTATIVES
Committee on Appropriations
RECEIVED
JAN 19 2011
Control No. _____

SENATE OF THE PHILIPPINES
Legislative Budget Research
and Monitoring Office
RECEIVED
Date: JAN 09 2012
By: ACAPew

rec'd by 1/10/12

PI/AP / ALLOTMENT CLASS OBJECT OF EXPENDITURE	ALLOTMENT RECEIVED (Per ABM This Release)	OBLIGATIONS INCURRED		UNOBLIGATED BALANCE OF ALLOTMENT	REMARKS
		THIS REPORT	TO DATE		
SPECIAL PURPOSE FUNDS					
Terminal Leave					
SARO # C-11-0000064	3,743,964.00		3,743,964.00	0.00	
SARO # C-11-0000299	8,775,318.00		8,775,318.00	0.00	
SARO # C-11-0000562	2,795,229.00		2,795,229.00	0.00	
SARO # C-11-0001127	8,856,073.00		8,856,073.00	0.00	
SARO # C-11-0001159	2,703,822.00		2,703,822.00	0.00	
SARO # C-11-0001280	4,235,160.00		4,235,160.00	0.00	
SARO # C-11-0001507	5,295,038.00		5,295,038.00	0.00	
SARO # C-11-0002278	2,721,950.00		2,721,950.00	0.00	
SARO # C-11-0002445 - RLIP(SSL III 2ND TR)	9,109,000.00		9,109,000.00	0.00	
SARO # C-11-0002441 - (SSL III 2ND TR)	82,626,000.00		82,626,000.00	0.00	
SARO # C-11-0006431 - RLIP(SSL III 3RD TR)	5,180,000.00		5,180,000.00	0.00	
SARO # C-11-0002441 - (SSL III 3rd TR)	49,506,000.00	12,255,164.00	49,506,000.00	0.00	
SARO # C-11-0011277	18,438,342.00	0.00	18,438,342.00	0.00	
SARO # C-11-0013409	4,897,083.00	0.00	4,897,083.00	0.00	
SARO # C-11-0016360	2,150,705.00	0.00	2,150,705.00	0.00	
SARO # C-11-0017109	1,886,330.00	0.00	1,886,330.00	0.00	
SARO # C-11-0017492	2,892,085.00	0.00	2,892,085.00	0.00	
SARO # C-11-0018780	2,548,713.00	0.00	2,548,713.00	0.00	
SARO # C-11-0020729	2,883,121.00	0.00	2,883,121.00	0.00	
SARO # C-11-0021926	7,830,931.00	7,830,931.00	7,830,931.00	0.00	
SARO # C-11-0023468	4,812,203.00	4,812,203.00	4,812,203.00	0.00	
SARO # C-11-0023850	1,140,292.00	1,140,292.00	1,140,292.00	0.00	
SARO # C-11-0024785	6,402,095.00	6,402,095.00	6,402,095.00	0.00	
SARO # C-11-0026574	4,876,056.00	4,876,056.00	4,876,056.00	0.00	
SARO # C-11-0026600	4,143,955.00	4,143,955.00	4,143,955.00	0.00	
SARO # C-11-0032100	18,004,459.00	18,004,459.00	18,004,459.00	0.00	
SARO # C-11-01467 (Disbursement Acceleration Program- PDIC)	2,799,610,994.00	2,799,610,994.00	2,799,610,994.00	0.00	
SARO # C-11-00029997 (PEI)	40,190,000.00	40,190,000.00	40,190,000.00	0.00	
SARO # C-11-02096 (IT Infrastructure Project)	192,640,000.00	0.00	0.00	192,640,000.00	Continuing Appropriations FY 2012
Sub-Total	3,300,894,918.00	2,899,266,149.00	3,108,254,918.00	192,640,000.00	
TOTAL - Special Purpose Funds	3,300,894,918.00	2,899,266,149.00	3,108,254,918.00	192,640,000.00	** Continuing Appropriations FY 2012
PRIOR YEAR'S BUDGET (Continuing Appro)					
MOOE					
Regular Appropriation					
Travelling Expenses	2,137,198.88		2,137,198.88	0.00	
Training/ Seminar Expenses	0.00		0.00	0.00	
Gasoline, Oil & Lubricants	2,327,445.13		2,327,445.13	0.00	
Electricity	2,000,000.00		2,000,000.00	0.00	
Repairs & Maintenance - Office Equipments	11,345,537.85	0.00	10,874,480.83	471,057.02	
Sub-Total	17,810,181.86	0.00	17,339,124.84	471,057.02	FOR REVERSION FY 2012
National Single Window					
MOOE	222,557,182.71	222,557,182.71	222,557,182.71	0.00	Set-up as Accounts Payable to
Capital Outlay	246,000,000.00	246,000,000.00	246,000,000.00	0.00	Procurement Service
Sub-Total	468,557,182.71	468,557,182.71	468,557,182.71	0.00	
TOTAL - Continuing Appropriations	486,367,364.57	468,557,182.71	485,896,307.55	471,057.02	FOR REVERSION FY 2012
GRAND TOTAL	5,645,234,282.57	3,747,378,109.04	5,307,672,376.10	337,561,906.47	

HOUSE OF REPRESENTATIVES
Committee on Appropriations
RECEIVED
JAN 19 2011

By: _____ Control No. _____

Continuing Appropriations FY 2012

** Continuing Appropriations FY 2012

FOR REVERSION FY 2012

Set-up as Accounts Payable to Procurement Service

FOR REVERSION FY 2012

Continuing Appropriations CY 2012

* Regular Appropriations - MOOE	144,450,849.45
** SARO - IT Infrastructure Project - CO	192,640,000.00
TOTAL	<u>337,090,849.45</u>

Certified Correct:

100 d. / fe. Cabay
MARILOU A. ADIGUE-CABIGON
Chief, Budget Division

Submitted by:

Juan Lorenzo T. Tañada
ATTY. JUAN LORENZO T. TAÑADA
Deputy Commissioner
Internal Administration Group

Resident Auditor
COA Accountancy
Senate
Congress
DBM
DOF
File

FILE COPY



DEPARTMENT OF BUDGET AND MANAGEMENT

STATEMENT OF ALLOTMENTS, OBLIGATIONS AND BALANCES
AS of September 30, FY 2011

RECEIVED
COA-BOC (HEAD OFFICE)
DATE: 10/12/11 TIME: 10:40am

OCT 18 8 26 AM 11
RECEIVED
BMB - C

Department of Finance
BUREAU OF CUSTOMS
FUND 101

PIA/P / ALLOTMENT CLASS / OBJECT OF EXPENDITURE	ALLOTMENT RECEIVED (Per ABM This Release)	OBLIGATIONS INCURRED		UNOBLIGATED BALANCE OF ALLOTMENT	REMARKS
		THIS REPORT	TO DATE		
CURRENT YEAR BUDGET					
Personal Services					
Salaries	761,655,000.00	187,639,357.64	545,660,377.45	215,994,622.55	
Salaries- Casual	2,502,000.00	211,068.00	412,902.17	2,089,097.83	
Step Increment	1,939,000.00	101,738.97	305,621.91	1,633,378.09	
PERA/ADCOM	100,272,000.00	22,024,286.37	64,482,590.65	35,789,409.35	
Representation Allowance	6,591,000.00	1,460,383.33	5,402,469.69	1,188,530.31	
Transportation Allowance	6,590,000.00	1,428,383.34	5,366,469.70	1,223,530.30	
Uniform/Clothing Allowance	16,712,000.00		14,684,000.00	2,028,000.00	
Subsistence/Laundry Allowance	5,926,000.00	1,932,620.00	4,693,310.80	1,232,689.20	
PIB	8,356,000.00		8,356,000.00	0.00	
Overseas Allowance	6,720,000.00		0.00	6,720,000.00	
Shoes Allowance	1,072,000.00		0.00	1,072,000.00	
Mid/Year End Bonus	63,503,000.00	0.00	31,751,500.00	31,751,500.00	
Cash Gift	20,890,000.00	0.00	10,445,000.00	10,445,000.00	
RLIP	91,428,000.00	22,736,000.00	68,450,000.00	22,978,000.00	
Pag-Ibig Contributions	5,042,000.00	1,260,500.00	3,781,500.00	1,260,500.00	
Philhealth Contributions	9,015,000.00	2,253,750.00	6,761,250.00	2,253,750.00	
ECIP	5,042,000.00	1,260,500.00	3,781,500.00	1,260,500.00	
Sub-Total	1,113,255,000.00	242,308,587.65	774,334,492.37	338,920,507.63	
MOOE					
Travelling Expenses - Local	9,764,000.00	3,107,330.47	6,552,227.46	3,211,772.54	
Travelling Expenses - Foreign	4,289,000.00	280,718.25	2,824,959.28	1,464,040.72	
Training/Seminar Expenses	8,400,000.00	1,913,619.83	4,169,574.45	4,230,425.55	
Office Supplies	51,477,000.00	26,070,745.51	46,726,929.55	4,750,070.45	
Accountable Forms	14,000,000.00	2,765,308.00	9,935,562.00	4,064,438.00	
Medical/Dental/Laboratory Supplies	207,000.00	91,500.00	207,000.00	0.00	
Gasoline, Oil & Lubricants Expense	23,620,000.00	10,592,822.20	11,699,822.08	11,920,177.92	
Other Supplies	794,000.00	143,923.75	299,415.81	494,584.19	
Water Expenses	9,533,000.00	1,236,372.06	9,533,000.00	0.00	
Electricity Expenses	178,999,000.00	58,249,072.03	124,342,829.05	54,656,170.95	
Postage & Deliveries	926,000.00	265,783.33	926,000.00	0.00	
Telephone Expenses	34,701,000.00	5,307,147.50	17,701,639.88	16,999,360.12	
Advertising Expenses	1,500,000.00	678,816.80	1,305,421.00	194,579.00	
Printing & Binding Expenses	26,910,000.00	8,305,695.00	26,910,000.00	0.00	
Rent Expenses	6,623,000.00	1,572,397.72	4,318,668.25	2,304,331.75	
Transportation & Delivery	2,261,000.00	302,974.67	988,123.83	1,272,876.17	
Subscriptions Expenses	207,000.00	43,671.00	144,482.40	62,517.60	
Legal Services	449,000.00	0.00	331,500.00	117,500.00	
Environment/Sanitary Services	1,760,000.00	252,500.00	1,173,739.39	586,260.61	
General Services	1,139,000.00	735,296.73	833,796.73	305,203.27	
Janitorial Services	20,089,000.00	5,000,336.48	16,179,317.92	3,909,682.08	
Other Professional Services	14,849,000.00	5,329,099.33	14,018,504.81	830,495.19	
Repair & Maintenance - Office Bldg	171,090,000.00	55,758,002.87	145,025,571.26	26,064,428.74	
Repair & Maintenance - Office Eqp	51,193,000.00	8,287,146.22	39,981,025.83	11,211,974.17	
Repair & Maintenance - Other Machineries	69,478,000.00	11,873,942.89	53,050,341.56	16,427,658.44	
Repair & Maintenance - Motor Vehicles	20,512,000.00	119,450.55	11,456,434.85	9,055,565.15	
Repair & Maintenance - PPE	8,337,000.00	41,933.33	2,966,798.88	5,370,201.12	
Confidential Expenses - SARO # C-11-0013144	4,000,000.00	3,000,000.00	3,000,000.00	1,000,000.00	
Intelligence Expenses - SARO # C-11-0013144	500,000.00	375,000.00	375,000.00	125,000.00	
Miscellaneous Expenses	1,458,000.00	242,114.11	1,320,221.45	137,778.55	
Taxes, Duties & Licenses	518,000.00	0.00	39,017.87	478,982.13	
Fidelity Bond Premiums	2,934,000.00	227,403.75	991,245.00	1,942,755.00	
Insurance Expenses	2,200,000.00	105,683.56	303,710.26	1,896,289.74	
Sub-Total	744,717,000.00	212,275,807.94	559,631,880.85	185,085,119.15	
CO					
IT Equipment - Software/Hardware		0.00		0.00	
Sub-Total	0.00	0.00		0.00	
TOTAL - General Appropriations	1,857,972,000.00	454,584,395.59	1,333,966,373.22	524,005,626.78	

RECEIVED
 OCT 10 2011
 OFFICE OF THE DIRECTOR
 OF FINANCIAL ACCOUNTABILITY AND
 GOVERNANCE


RECEIVED
 Date: 10/25/11
 By: [Signature]

PIA/P / ALLOTMENT CLASS / OBJECT OF EXPENDITURE	ALLOTMENT RECEIVED (Per ABM This Release)	OBLIGATIONS INCURRED		UNOBLIGATED BALANCE OF ALLOTMENT	REMARKS
		THIS REPORT	TO DATE		
SPECIAL PURPOSE FUNDS					
Terminal Leave					
SARO # C-11-0000064	3,743,964.00		3,743,964.00	0.00	
SARO # C-11-0000299	8,775,318.00		8,775,318.00	0.00	
SARO # C-11-0000562	2,795,229.00		2,795,229.00	0.00	
SARO # C-11-0001127	8,856,073.00		8,856,073.00	0.00	
SARO # C-11-0001159	2,703,822.00		2,703,822.00	0.00	
SARO # C-11-0001280	4,235,160.00		4,235,160.00	0.00	
SARO # C-11-0001507	5,295,038.00		5,295,038.00	0.00	
SARO # C-11-0002278	2,721,950.00		2,721,950.00	0.00	
SARO # C-11-0002445 - RLIP(SSL III 2ND TR)	9,109,000.00		9,109,000.00	0.00	
SARO # C-11-0002441 - (SSL III 2ND TR)	82,626,000.00		82,626,000.00	0.00	
SARO # C-11-0006431 - RLIP(SSL III 3RD TR)	5,180,000.00		5,180,000.00	0.00	
SARO # C-11-0002441 - (SSL III 3rd TR)	49,506,000.00	31,250,836.00	37,250,836.00	12,255,164.00	
SARO # C-11-0011277	18,438,342.00	799,433.65	18,438,342.00	0.00	
SARO # C-11-0013409	4,897,083.00	4,897,083.00	4,897,083.00	0.00	
SARO # C-11-0016360	2,150,705.00	2,150,705.00	2,150,705.00	0.00	
SARO # C-11-0017109	1,886,330.00	1,886,330.00	1,886,330.00	0.00	
SARO # C-11-0017492	2,892,085.00	2,892,085.00	2,892,085.00	0.00	
SARO # C-11-0018780	2,548,713.00	2,548,713.00	2,548,713.00	0.00	
SARO # C-11-0020729	2,883,121.00	2,883,121.00	2,883,121.00	0.00	
Sub-Total	221,243,933.00	49,308,306.65	208,988,769.00	12,255,164.00	
TOTAL - Special Purpose Funds	221,243,933.00	49,308,306.65	208,988,769.00	12,255,164.00	
PRIOR YEAR'S BUDGET (Continuing Appro)					
MOOE					
Regular Appropriation					
Travelling Expenses	2,137,198.88		2,137,198.88	0.00	
Training/ Seminar Expenses	0.00		0.00	0.00	
Gasoline, Oil & Lubricants	2,327,445.13		2,327,445.13	0.00	
Electricity	2,000,000.00		2,000,000.00	0.00	
Repairs & Maintenance - Office Equipments	11,345,537.85	3,868,211.57	10,874,480.83	471,057.02	
Sub-Total	17,810,181.86	3,868,211.57	17,339,124.84	471,057.02	
National Single Window					
MOOE					
Capital Outlay	246,000,000.00	0.00	0.00	246,000,000.00	
Sub-Total	499,505,600.00	30,948,417.29	30,948,417.29	468,557,182.71	
TOTAL - Continuing Appropriations	517,315,781.86	34,816,628.86	48,287,542.13	469,028,239.73	
GRAND TOTAL	2,586,531,714.86	538,709,331.10	1,591,242,684.35	1,005,289,030.51	

Certified Correct:


MARILOU A. ADIGUE-CABIGON
 Chief, Budget Division

Submitted by:


MA. CORAZON C. AZANA
 OIC - Deputy Commissioner
 Internal Administration Group

Resident Auditor
 COA Accountancy
 Senate
 Congress
 DBM
 File

SENATE OF THE PHILIPPINES
 Legislative Budget Research
 and Monitoring Office
RECEIVED
 Date: AUG 12 2011 Time: 9:40
 By: Ricky M. Escobar

STATEMENT OF ALLOTMENTS, OBLIGATIONS AND BALANCES

AS of June 30, FY 2011

Office of the Director
RECEIVED



Department of Finance
 BUREAU OF CUSTOMS
 FUND 101

ST. DEB AUG 07 2011

P/A/P / ALLOTMENT CLASS / OBJECT OF EXPENDITURE	ALLOTMENT RECEIVED (Per ABM This Release)	OBLIGATIONS INCURRED		UNOBLIGATED BALANCE OF ALLOTMENT	REMARKS
		THIS REPORT	TO DATE		
CURRENT YEAR BUDGET					
Personal Services					
Salaries	761,655,000.00	112,195,832.61	358,021,019.81	403,633,980.19	
Salaries- Casual	2,502,000.00	201,834.17	201,834.17	2,300,165.83	
Step Increment	1,939,000.00	67,825.98	203,882.94	1,735,117.06	
PERA/ADCOM	100,272,000.00	13,055,324.83	42,458,304.28	57,813,695.72	
Representation Allowance	6,591,000.00	1,350,690.91	3,942,086.36	2,648,913.64	
Transportation Allowance	6,590,000.00	1,350,690.91	3,938,086.36	2,651,913.64	
Uniform/Clothing Allowance	16,712,000.00		14,684,000.00	2,028,000.00	
Subsistence/Laundry Allowance	5,926,000.00	1,265,465.00	2,760,690.80	3,165,309.20	
PIB	8,356,000.00		8,356,000.00	0.00	
Overseas Allowance	6,720,000.00		0.00	6,720,000.00	
Shoes Allowance	1,072,000.00		0.00	1,072,000.00	
Mid/Year End Bonus	63,503,000.00	31,751,500.00	31,751,500.00	31,751,500.00	
Cash Gift	20,890,000.00	10,445,000.00	10,445,000.00	10,445,000.00	
RLIP	91,428,000.00	22,857,000.00	45,714,000.00	45,714,000.00	
Pag-Ibig Contributions	5,042,000.00	1,260,500.00	2,521,000.00	2,521,000.00	
Philhealth Contributions	9,015,000.00	2,253,750.00	4,507,500.00	4,507,500.00	
ECIP	5,042,000.00	1,260,500.00	2,521,000.00	2,521,000.00	
Sub-Total	1,113,255,000.00	199,315,914.41	532,025,904.72	581,229,095.28	
M O O E					
Travelling Expenses - Local	9,764,000.00	1,996,530.15	3,444,896.99	6,319,103.01	
Travelling Expenses - Foreign	4,289,000.00	1,573,262.93	2,600,157.69	1,688,842.31	
Training/Seminar Expenses	8,400,000.00	1,588,860.08	2,255,954.62	6,144,045.38	
Office Supplies	51,477,000.00	8,505,295.46	20,600,267.38	30,876,732.62	
Accountable Forms	14,000,000.00	4,407,064.00	7,170,254.00	6,829,746.00	
Medical/Dental/Laboratory Supplies	207,000.00	21,465.00	115,500.00	91,500.00	
Gasoline, Oil & Lubricants Expense	23,620,000.00	554,853.36	1,106,999.88	22,513,000.12	
Other Supplies	794,000.00	100,365.84	155,492.06	638,507.94	
Water Expenses	9,533,000.00	5,126,802.60	8,296,627.94	1,236,372.06	
Electricity Expenses	178,999,000.00	31,851,996.27	66,093,757.02	112,905,242.98	
Postage & Deliveries	926,000.00	308,116.67	660,216.67	265,783.33	
Telephone Expenses	34,701,000.00	6,397,757.42	12,394,492.38	22,306,507.62	
Advertising Expenses	1,500,000.00	600,551.20	626,604.20	873,395.80	
Printing & Binding Expenses	26,910,000.00	10,817,842.00	18,604,305.00	8,305,695.00	
Rent Expenses	6,623,000.00	2,160,327.18	2,746,270.53	3,876,729.47	
Transportation & Delivery	2,261,000.00	383,523.84	685,149.16	1,575,850.84	
Subscriptions Expenses	207,000.00	48,051.40	100,811.40	106,188.60	
Legal Services	449,000.00		331,500.00	117,500.00	
Environment/Sanitary Services	1,760,000.00	320,039.00	921,239.39	838,760.61	
General Services	1,139,000.00	46,500.00	98,500.00	1,040,500.00	
Janitorial Services	20,089,000.00	6,119,659.33	11,178,981.44	8,910,018.56	
Other Professional Services	14,849,000.00	5,083,319.09	8,689,405.48	6,159,594.52	
Repair & Maintenance - Office Bldg	171,090,000.00	45,663,421.41	89,267,568.39	81,822,431.61	
Repair & Maintenance - Office Eqpt	51,193,000.00	25,994,718.11	31,693,879.61	19,499,120.39	
Repair & Maintenance - Other Machineries	69,478,000.00	28,339,393.17	41,176,398.67	28,301,601.33	
Repair & Maintenance - Motor Vehicles	20,512,000.00	6,288,379.40	11,336,984.30	9,175,015.70	
Repair & Maintenance - PPE	8,337,000.00	2,916,287.55	2,924,865.55	5,412,134.45	
Confidential Expenses - SARO # C-11-0013144	4,000,000.00		0.00	4,000,000.00	
Intelligence Expenses - SARO # C-11-0013144	500,000.00		0.00	500,000.00	
Miscellaneous Expenses	1,458,000.00	210,530.05	1,078,107.34	379,892.66	
Taxes, Duties & Licenses	518,000.00	4,831.05	39,017.87	478,982.13	
Fidelity Bond Premiums	2,934,000.00	442,833.75	763,841.25	2,170,158.75	
Insurance Expenses	2,200,000.00	49,896.36	198,026.70	2,001,973.30	
Sub-Total	744,717,000.00	197,922,273.67	347,356,072.91	397,360,927.09	
C O					
IT Equipment - Software/Hardware		0.00		0.00	
Sub-Total	0.00	0.00		0.00	
TOTAL - General Appropriations	1,857,972,000.00	397,238,188.08	879,381,977.63	978,590,022.37	

P/A/P / ALLOTMENT CLASS / OBJECT OF EXPENDITURE	ALLOTMENT RECEIVED (Per ABM This Release)	OBLIGATIONS INCURRED		UNOBLIGATED BALANCE OF ALLOTMENT	REMARKS
		THIS REPORT	TO DATE		
SPECIAL PURPOSE FUNDS					
Terminal Leave					
SARO # C-11-0000064	3,743,964.00		3,743,964.00	0.00	
SARO # C-11-0000299	8,775,318.00		8,775,318.00	0.00	
SARO # C-11-0000562	2,795,229.00		2,795,229.00	0.00	
SARO # C-11-0001127	8,856,073.00		8,856,073.00	0.00	
SARO # C-11-0001159	2,703,822.00		2,703,822.00	0.00	
SARO # C-11-0001280	4,235,160.00		4,235,160.00	0.00	
SARO # C-11-0001507	5,295,038.00	5,295,038.00	5,295,038.00	0.00	
SARO # C-11-0002278	2,721,950.00	2,721,950.00	2,721,950.00	0.00	
SARO # C-11-0002445 - RLIP(SSL III 2ND TR)	9,109,000.00	9,109,000.00	9,109,000.00	0.00	
SARO # C-11-0002441 - (SSL III 2ND TR)	82,626,000.00	82,626,000.00	82,626,000.00	0.00	
SARO # C-11-0006431	5,180,000.00	5,180,000.00	5,180,000.00	0.00	
SARO # C-11-0002441 - (SSL III 3rd TR)	49,506,000.00	6,000,000.00	6,000,000.00	43,506,000.00	
SARO # C-11-0011277	18,438,342.00	17,638,908.35	17,638,908.35	799,433.65	
Sub-Total	203,985,896.00	128,570,896.35	159,680,462.35	44,305,433.65	
TOTAL - Special Purpose Funds	203,985,896.00	128,570,896.35	159,680,462.35	44,305,433.65	
PRIOR YEAR'S BUDGET (Continuing Appro)					
MOOE					
Regular Appropriation					
Travelling Expenses	2,137,198.88	5,628.23	2,137,198.88	0.00	
Training/ Seminar Expenses	0.00		0.00	0.00	
Gasoline, Oil & Lubricants	2,327,445.13		2,327,445.13	0.00	
Electricity	2,000,000.00		2,000,000.00	0.00	
Repairs & Maintenance - Office Equipments	11,345,537.85	5,773,798.67	7,006,269.26	4,339,268.59	
Sub-Total	17,810,181.86	5,779,426.90	13,470,913.27	4,339,268.59	
National Single Window					
MOOE	253,505,600.00	0.00	0.00	253,505,600.00	
Capital Outlay	246,000,000.00	0.00	0.00	246,000,000.00	
Sub-Total	499,505,600.00	0.00	0.00	499,505,600.00	
TOTAL - Continuing Appropriations	517,315,781.86	5,779,426.90	13,470,913.27	503,844,868.59	
GRAND TOTAL	2,579,273,677.86	531,588,511.33	1,052,533,353.25	1,526,740,324.61	

Certified Correct:

Submitted by:

Mari Lou A. Adigue-Carignon
MARILOU A. ADIGUE-CARIGNON
 Chief, Budget Division

MA. Corazon C. Azana
MA. CORAZON C. AZANA
 OIC - Deputy Commissioner
 Internal Administration Group

Resident Auditor
 COA Accountancy
 Senate
 Congress
 DBM
 File

HOUSE OF REPRESENTATIVES
 Committee on Appropriations
RECEIVED
 AUG 09 2011
 By: _____ Control No. _____


RECEIVED
 COA-BDC (HEAD OFFICE)
 DATE 7-25-11 TIME 10:30am
 Normz

FILE COPY

STATEMENT OF ALLOTMENTS, OBLIGATIONS AND BALANCES

AS of March 31, FY 2011

Government Accountancy Section
Office of the Director
RECEIVED



RECEIVED
COA-BOC (HEAD OFFICE)
DATE 4/12/11 TIME 1:26 PM
JY

Department of Finance
BUREAU OF CUSTOMS
FUND 101

DATE 4/12/11

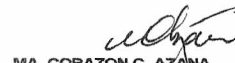
P/A/P / ALLOTMENT CLASS / OBJECT OF EXPENDITURE	ALLOTMENT RECEIVED (Per ABM This Release)	OBLIGATIONS INCURRED		UNOBLIGATED BALANCE OF ALLOTMENT	REMARKS
		THIS REPORT	TO DATE		
CURRENT YEAR BUDGET					
Personal Services					
Salaries	761,655,000.00	245,825,187.20	245,825,187.20	515,829,812.80	
Salaries- Casual	2,502,000.00	0.00	0.00	2,502,000.00	
Step Increment	1,939,000.00	136,056.96	136,056.96	1,802,943.04	
PERA/ADCOM	100,272,000.00	29,402,979.45	29,402,979.45	70,869,020.55	
Representation Allowance	6,591,000.00	2,591,395.45	2,591,395.45	3,999,604.55	
Transportation Allowance	6,590,000.00	2,587,395.45	2,587,395.45	4,002,604.55	
Uniform/Clothing Allowance	16,712,000.00	14,684,000.00	14,684,000.00	2,028,000.00	
Subsistence/Laundry Allowance	5,926,000.00	1,495,225.80	1,495,225.80	4,430,774.20	
PIB	8,356,000.00	8,356,000.00	8,356,000.00	0.00	
Overseas Allowance	6,720,000.00	0.00	0.00	6,720,000.00	
Shoes Allowance	1,072,000.00	0.00	0.00	1,072,000.00	
Mid/Year End Bonus	63,503,000.00	0.00	0.00	63,503,000.00	
Cash Gift	20,890,000.00	0.00	0.00	20,890,000.00	
RLIP	91,428,000.00	22,857,000.00	22,857,000.00	68,571,000.00	
Pag-Ibig Contributions	5,042,000.00	1,260,500.00	1,260,500.00	3,781,500.00	
Philhealth Contributions	9,015,000.00	2,253,750.00	2,253,750.00	6,761,250.00	
ECIP	5,042,000.00	1,260,500.00	1,260,500.00	3,781,500.00	
Sub-Total	1,113,255,000.00	332,709,990.31	332,709,990.31	780,545,009.69	
M O O E					
Travelling Expenses - Local	9,764,000.00	1,448,366.84	1,448,366.84	8,315,633.16	
Travelling Expenses - Foreign	4,289,000.00	1,026,894.76	1,026,894.76	3,262,105.24	
Training/Seminar Expenses	8,400,000.00	667,094.54	667,094.54	7,732,905.46	
Office Supplies	51,477,000.00	12,094,971.92	12,094,971.92	39,382,028.08	
Accountable Forms	14,000,000.00	2,763,190.00	2,763,190.00	11,236,810.00	
Medical/Dental/Laboratory Supplies	207,000.00	94,035.00	94,035.00	112,965.00	
Gasoline, Oil & Lubricants Expense	23,620,000.00	552,146.52	552,146.52	23,067,853.48	
Other Supplies	794,000.00	55,126.22	55,126.22	738,873.78	
Water Expenses	9,533,000.00	3,169,825.34	3,169,825.34	6,363,174.66	
Electricity Expenses	178,999,000.00	34,241,760.75	34,241,760.75	144,757,239.25	
Postage & Deliveries	926,000.00	352,100.00	352,100.00	573,900.00	
Telephone Expenses	34,701,000.00	5,996,734.96	5,996,734.96	28,704,265.04	
Advertising Expenses	1,500,000.00	26,053.00	26,053.00	1,473,947.00	
Printing & Binding Expenses	26,910,000.00	7,786,663.00	7,786,663.00	19,123,337.00	
Rent Expenses	6,623,000.00	585,943.35	585,943.35	6,037,056.65	
Transportation & Delivery	2,261,000.00	301,625.32	301,625.32	1,959,374.68	
Subscriptions Expenses	207,000.00	52,760.00	52,760.00	154,240.00	
Legal Services	449,000.00	331,500.00	331,500.00	117,500.00	
Environment/Sanitary Services	1,760,000.00	601,200.39	601,200.39	1,158,799.61	
General Services	1,139,000.00	52,000.00	52,000.00	1,087,000.00	
Janitorial Services	20,089,000.00	5,059,322.11	5,059,322.11	15,029,677.89	
Other Professional Services	14,849,000.00	3,606,086.39	3,606,086.39	11,242,913.61	
Repair & Maintenance - Office Bldg	171,090,000.00	43,604,146.98	43,604,146.98	127,485,853.02	
Repair & Maintenance - Office Eqpt	51,193,000.00	5,699,161.50	5,699,161.50	45,493,838.50	
Repair & Maintenance - Other Machineries	69,478,000.00	12,837,005.50	12,837,005.50	56,640,994.50	
Repair & Maintenance - Motor Vehicles	20,512,000.00	5,048,604.90	5,048,604.90	15,463,395.10	
Repair & Maintenance - PPE	8,337,000.00	8,578.00	8,578.00	8,328,422.00	
Confidential Expenses - NC	0.00	0.00	0.00	0.00	
Intelligence Expenses - NC	0.00	0.00	0.00	0.00	
Miscellaneous Expenses	1,458,000.00	867,577.29	867,577.29	590,422.71	
Taxes, Duties & Licenses	518,000.00	34,186.82	34,186.82	483,813.18	
Fidelity Bond Premiums	2,934,000.00	321,007.50	321,007.50	2,612,992.50	
Insurance Expenses	2,200,000.00	148,130.34	148,130.34	2,051,869.66	
Sub-Total	740,217,000.00	149,433,799.24	149,433,799.24	590,783,200.76	
C O					
IT Equipment - Software/Hardware		0.00		0.00	
Sub-Total	0.00	0.00		0.00	
TOTAL - General Appropriations	1,853,472,000.00	482,143,789.55	482,143,789.55	1,371,328,210.45	

P/A/P / ALLOTMENT CLASS / OBJECT OF EXPENDITURE	ALLOTMENT RECEIVED (Per ABM This Release)	OBLIGATIONS INCURRED		UNOBLIGATED BALANCE OF ALLOTMENT	REMARKS
		THIS REPORT	TO DATE		
SPECIAL PURPOSE FUNDS					
Terminal Leave					
SARO # C-11-0000064	3,743,964.00	3,743,964.00	3,743,964.00	0.00	
SARO # C-11-0000299	8,775,318.00	8,775,318.00	8,775,318.00	0.00	
SARO # C-11-0000562	2,795,229.00	2,795,229.00	2,795,229.00	0.00	
SARO # C-11-0001127	8,856,073.00	8,856,073.00	8,856,073.00	0.00	
SARO # C-11-0001159	2,703,822.00	2,703,822.00	2,703,822.00	0.00	
SARO # C-11-0001280	4,235,160.00	4,235,160.00	4,235,160.00	0.00	
SARO # C-11-0001280	5,295,038.00	0.00	0.00	5,295,038.00	
Sub-Total	36,404,604.00	31,109,566.00	31,109,566.00	5,295,038.00	
TOTAL - Special Purpose Funds	36,404,604.00	31,109,566.00	31,109,566.00	5,295,038.00	
PRIOR YEAR'S BUDGET (Continuing Appro)					
MOOE					
Regular Appropriation					
Travelling Expenses	2,137,198.88	2,131,570.65	2,131,570.65	5,628.23	
Training/ Seminar Expenses	0.00	0.00	0.00	0.00	
Gasoline, Oil & Lubricants	2,327,445.13	2,327,445.13	2,327,445.13	0.00	
Electricity	2,000,000.00	2,000,000.00	2,000,000.00	0.00	
Repairs & Maintenance - Office Equipments	11,345,537.85	1,232,470.59	1,232,470.59	10,113,067.26	
Sub-Total	17,810,181.86	7,691,486.37	7,691,486.37	10,118,695.49	
National Single Window					
MOOE	253,505,600.00			253,505,600.00	
Capital Outlay	246,000,000.00			246,000,000.00	
Sub-Total	499,505,600.00	0.00	0.00	499,505,600.00	
TOTAL - Continuing Appropriations	517,315,781.86	7,691,486.37	7,691,486.37	509,624,295.49	
GRAND TOTAL	2,407,192,385.86	520,944,841.92	520,944,841.92	1,886,247,543.94	

Certified Correct:

Submitted by:


MARILOU A. ADIGUE-CABIGON
 Chief, Budget Division


MA. CORAZON C. AZANA
 OIC - Deputy Commissioner
 Internal Administration Group

Resident Auditor
 COA Accountancy
 Senate
 Congress
 DBM
 File