



In following-up, pls. cite DMS ref #

**2019-BA-0039024**

REPUBLIC OF THE PHILIPPINES  
**DEPARTMENT OF BUDGET AND MANAGEMENT**  
GENERAL SOLANO STREET, SAN MIGUEL, MANILA

**ACKNOWLEDGEMENT RECEIPT**

The **DEPARTMENT OF BUDGET AND MANAGEMENT** hereby acknowledges the receipt of your letter/request which has been uploaded to the DBM-Document Management System and routed to the appropriate office/s with the following information:

Sender: DOF-BOC - PERSONAL DELIVERY

Document Title: DOF-BOC-FY 2019 QUARTERLY PHYSICAL REPORT OF OPERATIONS AS OF MARCH 31, 2019

Document Reference No: 2019-BA-0039024

Date and Time Uploaded: Thursday, May 2, 2019 8:13:01 AM

Uploaded By: Jayson RECEIVING

Routed To: BMB-A Elsa Abundo

CC:

Total no of pages received: 1 copy and 2 pages

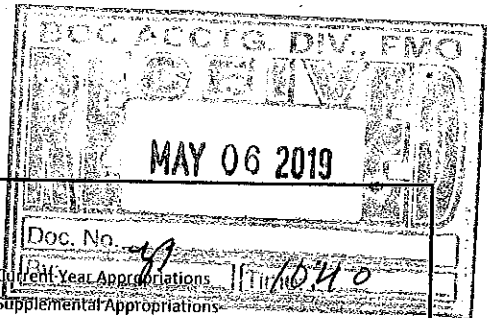
The determination of the completeness of the documentary requirements submitted, if any, is subject to the evaluation of the technical person in charge.

This receipt is system generated and does not require signature.

Received by:



DOCUMENT  
MANAGEMENT  
SYSTEM



**FY 2019 QUARTERLY PHYSICAL REPORT OF OPERATION**  
As of March 31, 2019

Department : Department of Finance  
 Agency : Bureau of Customs  
 Operating Unit :  
 Organization Code : 11-002-00-00000

x

Particulars	Responsible Offices	UACS Code	Unit of Measures	Physical Targets					Physical Accomplishments					Remarks	
				1st Quarter	2nd Quarter	3rd Quarter	4th Quarter	Total	1st Quarter	2nd Quarter	3rd Quarter	4th Quarter	Total		Variance
1	2	2	3	4	5	6	7	22	9	10	11	12	42	14	15
<b>I. Operations</b>															
<b>CUSTOMS REVENUE ENHANCEMENT PROGRAM</b>															
<b>Outcome Indicators</b>															
1. Percentage increase in revenue collection	Financial Service			8.3%	8.2%	11.8%	17.6%	11.6%	9.3%						
2. Proper/efficient examination and appraisal of imported goods resulted to additional revenues	Port Operations Service			0.86%	0.79%	1.50%	1.50%	4.65%	1.27%						
3. Apprehension of smuggling activities	Enforcement Group			10	20	20	10	60	80						
1. Amount of duties and taxes collected and percentage to BESF targets	Financial Service			P140,517	P161,812	P173,518	P186,318	P662,165M	P141,870						
2. Percentage of imported goods cleared within ten (10) days from filing of import declaration	Port Operations Service			23.65%	22.71%	25.12%	25.12%	96.61%	24.18%						

3	Number of cases filed under the Bureau's Action Team Against Smugglers (BATAS) Program within fifteen (15) days	Legal Service			6	6	6	6	24 cases	6					
---	---	---------------	--	--	---	---	---	---	----------	---	--	--	--	--	--


**CUSTOMS BORDER PROTECTION AND CARGO CONTROL AND CLEARANCE PROGRAM**


**Outcome Indicators**

1	Percentage of enforcement actions undertaken resulting to seizures	IG/EG			2%	2%	2%	2%	2%	1%					
2	Percentage of cargo clearance process improved	Port Operations Service			1.50%	1.50%	1.50%	1.50%	6%	1.45%					
3	Apprehension of anti-social goods from illegal drugs, counterfeit goods, product of environment crimes, etc.	IG/EG			5	15	15	15	50	88					

**Output Indicators**

1	Number of enforcement actions (alerts) undertaken	IG/EG			300	300	300	300	1200	55					
2	Percentage of shipment selected and physically examined or x-rayed	X-ray Inspection Project			2%	2%	2%	2%	2%	2%					
3	Number of cases of anti-social goods seized	IG/EG			5	15	15	15	50	45					

Prepared by:  
  
 ATTY. JENNIFER A. LAGBAS  
 Acting Chief, PPRD

Approved by:  
  
 Lt. Gen. DONATO B. SAN JUAN (ret)  
 Deputy Commissioner, IAG  
 Date: 30-Apr-19

Date: 30-Apr-19

