

Department of Finance  
**BUREAU OF CUSTOMS**  
 Financial Performance Report  
 As of JUNE 30, 2014  
**ALL FUNDS**  
 In Thousand Pesos

1. EXPENDITURES													
FUND SOURCE	FY 2014 APPROPRIATIONS (Full Year)	ALLOTMENT RECEIVED					OBLIGATIONS INCURRED					UTILIZATION RATE (In %)	REMARKS
		PS	MOOE	CO	SAGF	TOTAL	PS	MOOE	CO	SAGF	TOTAL		
		As of JUNE 30, 2014											
Current Year Budget	8,981,169	1,305,338	818,628	0	6,857,203	8,981,169	674,606	163,800	0	0	838,406	9.34	
Agency Specific Budget	8,794,638	1,118,807	818,628	0	6,857,203	8,794,638	546,549	163,800			710,349	8.08	
Special Purpose Funds( Terminal Leave)	82,398	82,398				82,398	82,398				82,398	100.00	
MPBF (PBB)													
PEI													
Automatic Appropriation	104,133	104,133				104,133	45,659				45,659	43.85	
Continuing Appropriation	274,186	0	274,036	0	150	274,186	0	5,914	0	37	5,951	2.17	
RA 10155 MOOE	274,036		274,036		150	274,186		5,914		37	5,951	2.17	
						0					0		
<b>TOTAL</b>	<b>9,255,355</b>	<b>1,305,338</b>	<b>1,092,664</b>	<b>0</b>	<b>6,857,353</b>	<b>9,255,355</b>	<b>674,606</b>	<b>169,714</b>	<b>0</b>	<b>37</b>	<b>844,357</b>	<b>9.12</b>	
OF WHICH:													
Key Program/Projects													
I	Anti-Corruption/Transparent, Accountable and Participatory Governance	12,350		12,350				840			840	6.80	
	MPP 1 - BOC Integrity Action Plan	12,350		12,350				840			840	6.80	
III	Rapid, Inclusive and Sustained Economic Growth												
	MPP 1 - Enhanced Revenue Collection	9,056,474	1,118,807	1,080,314	0	6,857,353	9,056,474	546,549	168,874	0	37	715,460	7.90
	Regular Appropriations	8,782,288	1,118,807	806,278	0	6,857,203	8,782,288	546,549	162,960	0	0	709,509	8.08
	Continuing Appropriations	274,186		274,036		150	274,186		5,914		37	5,951	2.17
<b>TOTAL</b>		<b>9,068,824</b>	<b>1,118,807</b>	<b>1,092,664</b>	<b>0</b>	<b>6,857,353</b>	<b>9,068,824</b>	<b>546,549</b>	<b>169,714</b>	<b>0</b>	<b>37</b>	<b>716,300</b>	<b>7.90</b>

II. DISBURSEMENTS													
DISBURSEMENT AUTHORITY	DISBURSEMENT AUTHORITIES							DISBURSEMENT RATE			REMARKS		
	FY 2014 CASH PROGRAM		RECEIVED/ ISSUED	ACTUAL DISBURSEMENTS				PS	MOOE	CO		TOTAL	(In %)
	FULL YEAR	Jan - June		PS	MOOE	CO	TOTAL						
As of JUNE 30, 2014													
Notice of Cash Allocation (NCA) for:													
Current Year	2,043,568	1,604,232			642,125	191,187	688,119	1,521,431				95%	
Prior Year's A/Ps								-					

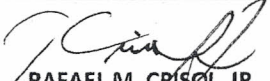
II. DISBURSEMENTS

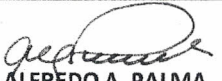
DISBURSEMENT AUTHORITY	DISBURSEMENT AUTHORITIES							DISBURSEMENT RATE			REMARKS	
	FY 2014 CASH PROGRAM		RECEIVED/ ISSUED	ACTUAL DISBURSEMENTS				RATE (In %)				
	FULL YEAR	Jan - June		PS	MOOE	CO	TOTAL					
Non-Cash Availment Authority Cash Disbursement Ceiling Tax Remittance Advice TOTAL												
	2,043,568	1,604,232	-	24,479	5,822	666,604	197,009	688,119	1,551,732			

Note: NCAs net of Trust Liabilities


CERTIFIED CORRECT:


  
ADELINA M. BAURA  
Head, Cashier's Unit

  
RAFAEL M. CRISOL, JR.  
Head, Budget Unit

  
ALFREDO A. PALMA  
Head, Accounting Unit

NOTED BY:

  
JOSE A. ABUNDO  
Director III - Financial Management Office

  
ARTURO M. LACHICA, CESO II  
Deputy Commissioner, Internal Administration Group