

PKD



REPUBLIC OF THE PHILIPPINES
DEPARTMENT OF BUDGET AND MANAGEMENT
GENERAL SOLANO STREET, SAN MIGUEL, MANILA
ACKNOWLEDGEMENT RECEIPT

In following-up, pls. cite DMS ref #
2021-BA-0006455

The **DEPARTMENT OF BUDGET AND MANAGEMENT** hereby acknowledges the receipt of your letter/request which has been uploaded to the DBM-Document Management System and routed to the appropriate office/s with the following information:

Sender: **BOC - PERSONAL DELIVERY**

Document Title: **BOC-BAR NO 5 AS OF QUARTER ENDING SEPTEMBER 30, 2020**

Document Reference No.: **2021-BA-0006455**

Date and Time Uploaded: **Wednesday, January 20, 2021 2:12:44 PM**

Uploaded By: **CRD RECEIVING**

Routed To: **BMB-A Christine P. Santos**


CC:

Total no of pages received: **1 copy and 2 pages**

The determination of the completeness of the documentary requirements submitted, if any, is subject to the evaluation of the technical person in charge.

This receipt is system generated and does not require signature.

Received by:




**DOCUMENT
MANAGEMENT
SYSTEM**

As at the Quarter Ending September 30, 2020


Department : Department of Finance (DOF)
 Agency : Bureau of Customs
 Operating Unit : Central Office
 Organization Code : 11 002 0100000
 Fund Cluster : 01 - Regular Agency Fund

Classification/Sources of Revenue and Other Receipts	UACS CODE	REVENUE TARGET (Annual) per BESF	Actual Revenue and Other Receipts Collections					Cumulative Remittance/Deposits to Date			Variance		Remarks
			1st Quarter Ending March 31	2nd Quarter Ending June 30	3rd Quarter Ending Sept. 30	4th Quarter Ending Dec. 31	Total	Remittance to BTr	Deposited with AGDB	TOTAL	Amount	%	
1	2	3	4	5	6	7	8=(6+(4+7)-8+9)	9	10	11=(9+10)	12=(8-3)	13=(12/3)	14
Regular Agency Fund		0.00	141,705,667.478.00	102,420,258,452.00	140,081,254,627.00	0.00	384,207,180,555.00	356,095,306,702.00	28,111,873,851.00	384,207,180,553.00	384,207,180,555.00	0 %	
Revenue Collections		0.00	141,705,667.478.00	102,420,258,452.00	140,081,254,627.00	0.00	384,207,180,555.00	356,095,306,702.00	28,111,873,851.00	384,207,180,553.00	384,207,180,555.00	0 %	
Cash Revenue		0.00	141,705,667.478.00	102,420,258,452.00	140,081,254,627.00	0.00	384,207,180,555.00	356,095,306,702.00	28,111,873,851.00	384,207,180,553.00	384,207,180,555.00	0 %	
Tax		0.00	141,147,292,048.00	102,082,037,102.00	138,503,292,289.00	0.00	382,732,621,439.00	355,641,338,386.00	27,091,283,051.00	382,732,621,437.00	382,732,621,438.00	0 %	
Other Import Duties	4010301099	0.00	14,088,509,034.00	13,892,405,528.00	12,198,523,666.00	0.00	39,959,438,146.00	27,884,100,964.00	11,895,337,184.00	39,959,438,146.00	39,959,438,146.00	0 %	
Excise - Others	4010302099	0.00	32,593,166,739.00	22,884,780,987.00	40,980,103,518.00	0.00	96,238,051,244.00	95,495,144,291.00	742,906,952.00	96,238,051,243.00	96,238,051,244.00	0 %	
Value Added Tax	4010303001	0.00	94,347,440,835.00	65,808,937,415.00	86,145,061,878.00	0.00	246,102,439,829.00	232,004,037,241.00	14,098,402,658.00	246,102,439,829.00	246,102,439,829.00	0 %	
Documentary Stamp Tax	4010401000	0.00	120,813,282.00	86,581,845.00	131,976,120.00	0.00	339,451,247.00	178,055,890.00	161,395,357.00	339,451,247.00	339,451,247.00	0 %	
Tax Revenue - Fines and Penalties - Taxes on Goods and Services	4010503000	0.00	17,262,158.00	8,351,327.00	87,827,368.00	0.00	93,240,871.00	0.00	93,240,870.00	93,240,870.00	93,240,871.00	0 %	
Non-Tax		0.00	568,375,428.00	338,221,350.00	577,962,338.00	0.00	1,474,559,116.00	453,968,316.00	1,020,590,800.00	1,474,559,116.00	1,474,559,116.00	0 %	
Other Permit Fees	4020101099	0.00	9,863,200.00	1,580,200.00	2,968,550.00	0.00	14,411,950.00	0.00	14,411,950.00	14,411,950.00	14,411,950.00	0 %	
Import Processing Fees	4020113009	0.00	180,627,030.00	135,039,830.00	180,997,119.00	0.00	476,663,979.00	445,445,500.00	31,218,479.00	476,663,979.00	476,663,979.00	0 %	
Other Service Income	4020199099	0.00	234,461,902.00	148,178,443.00	222,209,388.00	0.00	604,849,733.00	7,915,696.00	596,934,037.00	604,849,733.00	604,849,733.00	0 %	
Warehousing Fees	4020299003	0.00	18,583,233.00	4,383,500.00	11,763,680.00	0.00	34,710,413.00	0.00	34,710,413.00	34,710,413.00	34,710,413.00	0 %	
Other Business Income	4020299099	0.00	8,034,106.00	7,586,868.00	40,100,110.00	0.00	55,721,084.00	607,120.00	55,113,964.00	55,721,084.00	55,721,084.00	0 %	
Sale of Garnished/Confiscated/Abandoned/Seized Goods and Properties	4080101000	0.00	128,805,957.00	41,472,509.00	119,923,491.00	0.00	289,201,957.00	0.00	289,201,957.00	289,201,957.00	289,201,957.00	0 %	
TOTAL		0.00	141,705,667,478.00	102,420,258,452.00	140,081,254,627.00	0.00	384,207,180,555.00	356,095,306,702.00	28,111,873,851.00	384,207,180,553.00	384,207,180,555.00	0 %	
Note: Total Tax Credit utilized				42,751,392	180,235,078	77,124,890	310,111,157.98						
Utilized Advance duties				687,631,487	853,423,803	430,198,767	1,751,252,057.31						
Net Collections (TEF included)				140,995,284,597	101,576,599,573	139,573,933,170	382,145,817,339.71						



Prepared By:


ARMY KRISTINA A. ALONZO
 Customs Operations Officer III
 Date: 1/13/2021

Certified Correct


EMILIO L. JACINTO
 Chief Accountant
 Date: 1/13/2021

Approved By:



REY LEONARDO B. GUERRERO
 Commissioner
 Date: 

As at the Quarter Ending September 30, 2020


Department : Department of Finance (DOF)
 Agency : Bureau of Customs
 Operating Unit : Central Office
 Organization Code : 11 002 0100000
 Fund Cluster : 03 - Special Account - Locally Funded/Domestic Grants Fund

Classification/Sources of Revenue and Other Receipts	UACS CODE	REVENUE TARGET (Annual) per BESF	Actual Revenue and Other Receipts Collections					Cumulative Remittance/Deposits to Date			Variance		Remarks
			1st Quarter Ending March 31	2nd Quarter Ending June 30	3rd Quarter Ending Sept. 30	4th Quarter Ending Dec. 31	Total	Remittance to BTr	Deposited with AGDB	TOTAL	Amount	%	
1	2	3	4	5	6	7	8=[(6+(-7))-8+0]	9	10	11=(9+10)	12=(8-3)	13=(12/3)	14
Special Account - Locally Funded/Domestic Grants Fund		0.00	4,633,170,383.00	6,675,839,630.00	5,277,469,542.00	0.00	16,586,479,555.00	16,439,224,708.00	147,254,847.00	16,586,479,555.00	16,586,479,555.00	0 %	
Revenue Collections		0.00	4,633,170,383.00	6,675,839,630.00	5,277,469,542.00	0.00	16,586,479,555.00	16,439,224,708.00	147,254,847.00	16,586,479,555.00	16,586,479,555.00	0 %	
Cash Revenue		0.00	4,633,170,383.00	6,675,839,630.00	5,277,469,542.00	0.00	16,586,479,555.00	16,439,224,708.00	147,254,847.00	16,586,479,555.00	16,586,479,555.00	0 %	
Tax		0.00	4,465,649,864.00	6,532,405,055.00	5,026,725,569.00	0.00	16,024,780,488.00	15,911,226,638.00	113,553,850.00	16,024,780,488.00	16,024,780,488.00	0 %	
Other Import Duties	4010301099	0.00	4,465,649,864.00	6,532,405,055.00	5,026,725,569.00	0.00	16,024,780,488.00	15,911,226,638.00	113,553,850.00	16,024,780,488.00	16,024,780,488.00	0 %	
Non-Tax		0.00	167,520,519.00	143,434,575.00	250,743,973.00	0.00	561,699,067.00	527,998,070.00	33,700,997.00	561,699,067.00	561,699,067.00	0 %	
Other Service Income	4020199099	0.00	167,520,519.00	143,434,575.00	250,743,973.00	0.00	561,699,067.00	527,998,070.00	33,700,997.00	561,699,067.00	561,699,067.00	0 %	
TOTAL		0.00	4,633,170,383.00	6,675,839,630.00	5,277,469,542.00	0.00	16,586,479,555.00	16,439,224,708.00	147,254,847.00	16,586,479,555.00	16,586,479,555.00	0 %	


Prepared By:


 ARMY KRISTINA A. ALONZO
 Customs Operations Officer III
 Date: 1/13/2021

Certified Correct:


 EMILIO L. JACINTO
 Chief Accountant
 Date: 1/13/2021

Approved By:


 REY LEONARDO B. GUERRERO
 Commissioner
 Date: 1/13/2021