





STATEMENT OF APPROPRIATIONS, ALLOTMENTS, OBLIGATIONS, DISBURSEMENT AND BALANCES  
As of the Quarter Ending SEPTEMBER 30, 2014


FAR NO. 1

Department: DEPARTMENT OF FINANCE  
Agency/Operating Unit: BUREAU OF CUSTOMS  
Organization Code : 11 002 000000  
Funding Source : 01101101, 03104339, 03104340, 03104341, 01104102

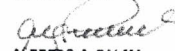
X	Current Year Appropriations
	Supplemental Appropriations
	Continuing Appropriations

PARTICULARS	UACS CODE	Appropriations				Allotments				Current Year Obligations				Current Year Disbursements				Balances			
		Authorized Appropriation	Adjustments (Transfer To/ From, Realignment)	Adjusted Appropriations	Alloyments Received	Adjustments (Withdrawal/ Realignment)	Transfer To	Transfer From	Adjusted Total Allotments	1st Quarter Ending March 31	2nd Quarter Ending June 30	3rd Quarter Ending September 30	Total	1st Quarter Ending March 31	2nd Quarter Ending June 30	3rd Quarter Ending September 30	Total	Unreleased Appropriation	Unobligated Allotment	Unpaid Obligations	
		3	4	5=(3+4)	6	7	8	9	10=6+(7-8+9)	11	12	13	15=(11+12+13+14)	16	17	18	20=(16+17+18+19)	21=(5-10)	22=(10-16)	Due and Demandable	Not Yet Due and Demandable
Financial Expenses	5030000000	0.00		0.00	0.00			0.00	0.00	0.00	0.00	0.00	0.00				0.00	0.00			
Capital Outlays	5060000000	0.00		0.00	0.00			0.00	0.00	0.00	0.00	0.00	0.00				0.00	0.00			
<b>II. Automatic Appropriation</b>		<b>6,961,336,000.00</b>	<b>0.00</b>	<b>6,961,336,000.00</b>	<b>239,764,100.00</b>	<b>0.00</b>	<b>0.00</b>	<b>0.00</b>	<b>239,764,100.00</b>	<b>27,341,612.20</b>	<b>18,317,775.64</b>	<b>168,936,632.22</b>	<b>1,003,670,944.16</b>	<b>198,262,957.62</b>	<b>168,402,993.90</b>	<b>167,368,810.04</b>	<b>846,070,648.08</b>	<b>80,184,719,700.00</b>	<b>105,504,539.82</b>		<b>137,209,403.04</b>
Retirement and Life Insurance Premium	1104102																				
Personnel Services	50103010	104,133,000.00		104,133,000.00	104,133,000.00				104,133,000.00	27,341,612.20	18,317,775.64	23,305,432.72	68,964,820.66	24,303,893.84	21,355,212.84	21,727,410.54	67,386,517.02	0.00	35,168,179.44	1,578,303.54	1,578,303.54
Customs Duties and Taxes																					
Maintenance & Other Operating Expenses																					
Others (please specify)																					
<b>SPECIAL ACCOUNT IN THE GF</b>																					
CONTAINER SECURITY FEES (CSF)	03 104339	288,728,000.00		288,728,000.00	135,631,100.00				135,631,100.00	0.00	0.00	135,631,099.50	135,631,099.50			135,631,099.50	0.00	153,096,900.00	0.50	135,631,099.50	
SUPER GREEN LANE (SGL)	03 104340	36,000,000.00		36,000,000.00	0.00				0.00				0.00				0.00	36,000,000.00	0.00	0.00	
TAX REFUNDS	03 104341	6,300,000,000.00		6,300,000,000.00	0.00				0.00				0.00				0.00	6,300,000,000.00	0.00	0.00	
TCC MONETIZATION PROGRAM	03 104341	232,475,000.00		232,475,000.00	0.00				0.00				0.00				0.00	232,475,000.00	0.00	0.00	
<b>Sub-Total, Automatic Appropriations</b>		<b>6,961,336,000.00</b>	<b>0.00</b>	<b>6,961,336,000.00</b>	<b>239,764,100.00</b>	<b>0.00</b>	<b>0.00</b>	<b>0.00</b>	<b>239,764,100.00</b>	<b>27,341,612.20</b>	<b>18,317,775.64</b>	<b>168,936,632.22</b>	<b>204,695,920.66</b>	<b>24,303,893.84</b>	<b>21,355,212.84</b>	<b>167,368,810.04</b>	<b>203,017,616.52</b>	<b>8,721,671,900.00</b>	<b>35,168,179.94</b>	<b>1,578,303.54</b>	<b>0.00</b>
Personnel Services	5010000000	104,133,000.00		104,133,000.00	104,133,000.00				104,133,000.00	27,341,612.20	18,317,775.64	23,305,432.72	68,964,820.66	24,303,893.84	21,355,212.84	21,727,410.54	67,386,517.02	0.00	35,168,179.44		
Maintenance & Other Operating Expenses	5020000000	6,657,203,000.00		6,657,203,000.00	135,631,100.00				135,631,100.00	0.00	0.00	135,631,099.50	135,631,099.50			135,631,099.50	0.00	153,096,900.00	0.50	135,631,099.50	
Financial Expenses	5030000000	0.00		0.00	0.00				0.00				0.00				0.00	0.00			
Capital Outlays	5060000000	0.00		0.00	0.00				0.00				0.00				0.00	0.00			
<b>III. Special Purpose Fund</b>																					
MPBF - Personnel Services	50104030	129,961,062.00		129,961,062.00	129,961,062.00				129,961,062.00	46,011,329.00	36,387,125.00	47,562,608.00	129,961,062.00	41,783,758.70	30,779,118.66	51,653,421.98	124,216,299.34	0.00	0.00	5,744,782.66	
<b>Sub-Total, Special Purpose Fund</b>		<b>129,961,062.00</b>	<b>0.00</b>	<b>129,961,062.00</b>	<b>129,961,062.00</b>	<b>0.00</b>	<b>0.00</b>	<b>0.00</b>	<b>129,961,062.00</b>	<b>46,011,329.00</b>	<b>36,387,125.00</b>	<b>47,562,608.00</b>	<b>129,961,062.00</b>	<b>41,783,758.70</b>	<b>30,779,118.66</b>	<b>51,653,421.98</b>	<b>124,216,299.34</b>	<b>0.00</b>	<b>0.00</b>	<b>5,744,782.66</b>	<b>0.00</b>
Personnel Services	5010000000	129,961,062.00		129,961,062.00	129,961,062.00				129,961,062.00	46,011,329.00	36,387,125.00	47,562,608.00	129,961,062.00	41,783,758.70	30,779,118.66	51,653,421.98	124,216,299.34	0.00	0.00		
Maintenance & Other Operating Expenses	5020000000																				
Financial Expenses	5030000000																				
Capital Outlays	5060000000																				
<b>GRAND TOTAL</b>		<b>8,030,732,062.00</b>	<b>0.00</b>	<b>8,030,732,062.00</b>	<b>2,309,160,162.00</b>	<b>0.00</b>	<b>0.00</b>	<b>0.00</b>	<b>2,309,160,162.00</b>	<b>416,327,084.01</b>	<b>420,079,358.05</b>	<b>616,399,276.49</b>	<b>1,354,805,718.65</b>	<b>377,324,480.27</b>	<b>435,456,961.74</b>	<b>621,956,065.98</b>	<b>1,334,737,507.99</b>	<b>8,721,671,900.00</b>	<b>954,354,443.45</b>	<b>20,068,210.56</b>	<b>0.00</b>
Personnel Services	5010000000	1,354,901,062.00		1,354,901,062.00	1,354,901,062.00				1,354,901,062.00	350,764,244.92	323,842,389.78	295,328,768.37	969,935,403.07	314,005,661.08	345,824,347.84	295,617,094.12	955,447,103.02	0.00	384,965,658.93	14,488,300.05	0.00
Maintenance & Other Operating Expenses	5020000000	7,675,831,000.00		7,675,831,000.00	954,259,100.00				954,259,100.00	67,562,839.09	96,236,968.27	221,070,508.12	384,870,316.48	63,316,819.21	89,632,613.90	226,338,971.86	379,290,404.67	6,721,671,900.00	569,368,784.62	5,579,910.51	0.00
Financial Expenses	5030000000	0.00		0.00	0.00				0.00				0.00				0.00	0.00			
Capital Outlays	5060000000	0.00		0.00	0.00				0.00				0.00				0.00	0.00			
<b>Recapitulation by MFO:</b>																					
MFO 1: Collection of Duties and Taxes	3010000000	1,538,657,000.00		1,538,657,000.00	1,538,657,000.00				1,538,657,000.00	270,695,933.03	308,169,108.74	256,208,194.72	835,073,236.49	247,811,809.13	325,657,955.75	253,018,526.62	826,688,291.50	0.00	703,563,763.51	8,384,944.99	0.00
<b>OF WHICH:</b>																					
KRA 1: Anti-Corruption, Transparent, Accountable		63,606,000.00		63,606,000.00	63,606,000.00				63,606,000.00	8,724,704.25	10,626,435.12	10,057,867.40	29,409,006.77	8,744,704.25	10,826,435.12	10,057,867.40	29,409,006.77	0.00	34,196,993.23	0.00	0.00
KRA 3: Rapid, Inclusive Growth		1,475,051,000.00		1,475,051,000.00	1,475,051,000.00				1,475,051,000.00	261,971,228.76	297,542,873.62	246,150,327.32	805,664,229.72	239,067,104.88	315,231,820.83	242,960,659.22	797,279,284.73	0.00	669,366,770.28	8,384,944.99	0.00

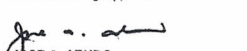
Certified Correct:

  
RAFAEL M. CRISOL, JR.  
Chief, Budget Division  
Date: October 6, 2014  
Resident Auditor  
COA - Accountancy  
Senate  
Congress  
DBM  
DOF  
File

Certified Correct:

  
ALFREDO A. PALMA  
Chief Accountant  
Date: October 15, 2014

Recommending Approval:

  
JOSE A. ABUDO  
Director III, Financial Management Office  
Date: 10/20/2014

Approved By:

  
ARTURO M. LACHICA, CESO II  
Deputy Commissioner, Internal Administration Group  
Date:



STATEMENT OF APPROPRIATIONS, ALLOTMENTS, OBLIGATIONS, DISBURSEMENT AND BALANCES  
As of the Quarter Ending SEPTEMBER 30, 2014

Department: DEPARTMENT OF FINANCE  
Agency/Operating Unit: BUREAU OF CUSTOMS  
Organization Code: 11002000000  
Funding Source: 01101101

	Current Year Appropriations
	Supplemental Appropriations
X	Continuing Appropriations

PARTICULARS	UACS CODE	Appropriations			Allotments					Current Year Obligations				Current Year Disbursements				Balances						
		Authorized Appropriation	Adjustments (Transfer To/From), Realignment)	Adjusted Appropriations	Allotments Received	Adjustments (Withdrawal/Realignment)	Transfer To	Transfer From	Adjusted Total Allotments	1st Quarter Ending March 31	2nd Quarter Ending June 30	3rd Quarter Ending September 30	Total	1st Quarter Ending March 31	2nd Quarter Ending June 30	3rd Quarter Ending September 30	Total	Unreleased Appropriation	Unobligated Allotment	Unpaid Obligations				
																				Due and Demandable	Not Yet Due and Demandable			
1	2	3	4	5(3+4)	6	7	8	9	10(5+(-7)+8+9)	11	12	13	14(11+12+13+14)	15	16	17	18	19(15+16+17+18)	20(5-10)	21(10-15)	22	23	24	
<b>1. AGENCY SPECIFIC BUDGET</b>	01 10 110																							
General Administration and Support	10000000	47,707,590.74	0.00	47,707,590.74	47,707,590.74	0.00	0.00	0.00	47,707,590.74	340,000.00	225,384.00	80,558.83	645,942.83	340,000.00	225,384.00	80,494.00	625,878.00	0.00	47,081,648.11	20,964.63				
General Management and Supervision	100010000	47,707,590.74	0.00	47,707,590.74	47,707,590.74	0.00	0.00	0.00	47,707,590.74	340,000.00	225,384.00	80,558.83	645,942.83	340,000.00	225,384.00	80,494.00	625,878.00	0.00	47,081,648.11	20,964.63				
Personnel Services	501000000			0.00					0.00															
Maintenance & Other Operating Expenses	502000000	47,707,590.74		47,707,590.74	47,707,590.74				47,707,590.74	340,000.00	225,384.00	80,558.83	645,942.83	340,000.00	225,384.00	80,494.00	625,878.00	0.00	47,081,648.11	20,964.63				
Financial Expenses	503000000	0.00		0.00	0.00				0.00															
Capital Outlays	506000000	0.00		0.00	0.00				0.00															
Operations	300000000	226,328,476.83	0.00	226,328,476.83	226,328,476.83	0.00	0.00	0.00	226,328,476.83	3,862,014.48	1,786,710.73	149,009.57	5,497,734.78	2,159,200.49	2,870,181.78	169,074.20	5,198,456.47	0.00	220,830,741.78	299,276.31				
MFO 1 - Collection of Duties and Taxes																								
Legal Services	301010000	3,647,909.85	0.00	3,647,909.85	3,647,909.85	0.00	0.00	0.00	3,647,909.85	107,528.76	1,260.00	0.00	108,778.76	16,977.27	1,260.00	0.00	18,227.27	0.00	3,539,131.09	90,551.49				
Personnel Services	501000000			0.00					0.00															
Maintenance & Other Operating Expenses	502000000	3,647,909.85		3,647,909.85	3,647,909.85				3,647,909.85	107,528.76	1,260.00	0.00	108,778.76	16,977.27	1,260.00		18,227.27	0.00	3,539,131.09	90,551.49				
Financial Expenses	503000000																							
Capital Outlays	506000000																							
Information communication and technology support services	301020000	56,359,047.13	0.00	56,359,047.13	56,359,047.13	0.00	0.00	0.00	56,359,047.13	1,671,721.43	1,099,132.81	138,490.04	2,909,344.08	1,582,736.92	1,132,350.42	158,554.87	2,873,642.01	0.00	53,449,703.05	38,702.07				
Personnel Services	501000000			0.00					0.00															
Maintenance & Other Operating Expenses	502000000	56,359,047.13		56,359,047.13	56,359,047.13				56,359,047.13	1,671,721.43	1,099,132.81	138,490.04	2,909,344.08	1,582,736.92	1,132,350.42	158,554.87	2,873,642.01	0.00	53,449,703.05	38,702.07				
Financial Expenses	503000000																							
Capital Outlays	506000000																							
Assessment and Collection Services	301030000	153,561,931.69	0.00	153,561,931.69	153,561,931.69	0.00	0.00	0.00	153,561,931.69	1,858,727.29	155,900.00	3,428.13	1,818,055.42	495,905.20	1,146,697.37	3,428.13	1,646,030.70	0.00	151,742,878.27	171,024.72				
Examination and appraisal of imports	301030001	80,669,700.65	0.00	80,669,700.65	80,669,700.65	0.00	0.00	0.00	80,669,700.65	400,481.95	152,900.00	1,028.00	554,409.95	340,785.12	38,572.11	1,028.00	381,385.23	0.00	80,115,290.70	171,024.72				
Personnel Services	501000000			0.00					0.00															
Maintenance & Other Operating Expenses	502000000	80,669,700.65		80,669,700.65	80,669,700.65				80,669,700.65	400,481.95	152,900.00	1,028.00	554,409.95	340,785.12	38,572.11	1,028.00	381,385.23	0.00	80,115,290.70	171,024.72				
Financial Expenses	503000000																							
Capital Outlays	506000000																							
Coordination of the activities of the export control units of various ports	301030002	72,892,231.04	0.00	72,892,231.04	72,892,231.04	0.00	0.00	0.00	72,892,231.04	1,259,245.34	3,000.00	2,400.13	1,264,645.47	155,120.08	1,107,125.26	2,400.13	1,264,645.47	0.00	71,627,585.57	0.00				
Personnel Services	501000000			0.00					0.00															
Maintenance & Other Operating Expenses	502000000	72,892,231.04		72,892,231.04	72,892,231.04				72,892,231.04	1,259,245.34	3,000.00	2,400.13	1,264,645.47	155,120.08	1,107,125.26	2,400.13	1,264,645.47	0.00	71,627,585.57	0.00				
Financial Expenses	503000000																							
Capital Outlays	506000000																							
Evaluation and classification of importation	301030003	0.00	0.00	0.00	0.00	0.00	0.00	0.00	0.00	0.00	0.00	0.00	0.00					0.00	0.00					
Personnel Services	501000000								0.00															
Maintenance & Other Operating Expenses	502000000																							
Financial Expenses	503000000																							
Capital Outlays	506000000																							
Burveillance and prevention of smuggling	301040000	12,693,587.86	0.00	12,693,587.86	12,693,587.86	0.00	0.00	0.00	12,693,587.86	123,037.00	630,428.12	7,091.40	660,556.52	63,581.10	589,883.99	7,091.40	660,556.49	0.00	12,033,031.34	0.00				
Personnel Services	501000000			0.00					0.00															
Maintenance & Other Operating Expenses	502000000	12,693,587.86		12,693,587.86	12,693,587.86				12,693,587.86	123,037.00	630,428.12	7,091.40	660,556.52	63,581.10	589,883.99	7,091.40	660,556.49	0.00	12,033,031.34	0.00				
Financial Expenses	503000000																							
Capital Outlays	506000000																							
Warehousing Services	301050000	66,000.00	0.00	66,000.00	66,000.00	0.00	0.00	0.00	66,000.00	0.00	0.00	0.00	0.00					0.00	66,000.00	0.00				
Personnel Services	501000000								0.00															
Maintenance & Other Operating Expenses	502000000	66,000.00		66,000.00	66,000.00				66,000.00	0.00	0.00		0.00					0.00	66,000.00					
Financial Expenses	503000000																							
Capital Outlays	506000000																							
Sub-Total, Agency Specific Budget	01101101	274,036,067.27	0.00	274,036,067.27	274,036,067.27	0.00	0.00	0.00	274,036,067.27	3,902,014.48	2,012,094.73	229,588.20	6,143,677.41	2,499,200.49	3,095,565.76	229,588.20	5,824,334.47	0.00	267,892,389.86	319,342.94				
Personnel Services	501000000	0.00		0.00					0.00	0.00	0.00	0.00	0.00					0.00	0.00					



DOLLARS	UACS CODE	Appropriations			Allotments					Current Year Obligations				Current Year Disbursements				Balances			
		Authorized Appropriation	Adjustments (Transfer To/ From, Realignment)	Adjusted Appropriations	Allotments Received	Adjustments (Withdrawal/ Realignment)	Transfer To	Transfer From	Adjusted Total Allotments	1st	2nd	3rd	Total	1st	2nd	3rd	Total	Unreleased Appropriation	Unobligated Allotment	Unpaid Obligations	
										Quarter Ending March 31	Quarter Ending June 30	Quarter Ending September 30		Quarter Ending March 31	Quarter Ending June 30	Quarter Ending September 30				Due and Demandable	Not Yet Due and Demandable
Maintenance & Other Operating Expenses	5020000000	274,036,067.27		274,036,067.27	274,036,067.27			274,036,067.27	3,902,014.48	2,012,094.73	229,568.20	6,143,677.41	2,499,200.49	3,095,565.78	229,568.20	5,824,334.47	0.00	267,692,389.86	\$19,342.94		
Financial Expenses	5030000000	0.00		0.00	0.00			0.00	0.00	0.00	0.00	0.00				0.00	0.00				
Capital Outlays	5060000000	0.00		0.00	0.00			0.00	0.00	0.00	0.00	0.00				0.00	0.00				
<b>II. Automatic Appropriation</b>		180,171.56	0.00	180,171.56	180,171.56	0.00	0.00	180,171.56	0.00	37,198.00	0.00	37,198.00					0.00	112,973.56		0.00	
Maintenance & Other Operating Expenses																					
Others (please specify)																					
<b>SPECIAL ACCOUNT IN THE GF</b>																					
CONTAINER SECURITY FEES (CSF)	03104339	150,171.56		150,171.56	150,171.56			150,171.56	0.00	37,198.00	0.00	37,198.00					0.00	112,973.56			
<b>Sub-Total, Automatic Appropriations</b>		180,171.56	0.00	180,171.56	180,171.56	0.00	0.00	180,171.56	0.00	37,198.00	0.00	37,198.00					0.00	112,973.56			
Personnel Services	5010000000	0.00		0.00	0.00			0.00	0.00	0.00	0.00	0.00					0.00	0.00			
Maintenance & Other Operating Expenses	5020000000	180,171.56		180,171.56	180,171.56			180,171.56	0.00	37,198.00	0.00	37,198.00					0.00	112,973.56			
Financial Expenses	5030000000	0.00		0.00	0.00			0.00													
Capital Outlays	5060000000	0.00		0.00	0.00			0.00													
<b>GRAND TOTAL</b>		274,186,238.83	0.00	274,186,238.83	274,186,238.83	0.00	0.00	274,186,238.83	3,902,014.48	2,049,292.73	229,568.20	6,180,875.41	2,499,200.49	3,095,565.78	229,568.20	5,824,334.47	0.00	268,005,363.42	\$19,342.94		
Personnel Services	5010000000	0.00		0.00	0.00			0.00	0.00	0.00	0.00	0.00					0.00	0.00			
Maintenance & Other Operating Expenses	5020000000	274,186,238.83		274,186,238.83	274,186,238.83			274,186,238.83	3,902,014.48	2,049,292.73	229,568.20	6,180,875.41	2,499,200.49	3,095,565.78	229,568.20	5,824,334.47	0.00	268,005,363.42	\$19,342.94		
Financial Expenses	5030000000	0.00		0.00	0.00			0.00				0.00					0.00	0.00			
Capital Outlays	5060000000	0.00		0.00	0.00			0.00				0.00					0.00	0.00			
<b>Recapitulation by MFO:</b>																					
MFO 1: Collection of Duties and Taxes	3010000000	226,326,476.53		226,326,476.53	226,326,476.53	0.00	0.00	226,326,476.53	3,862,014.48	1,786,710.73	149,009.57	5,497,734.78	2,159,200.49	2,870,181.78	169,074.20	5,198,456.47	0.00	220,630,741.75	299,278.31		
<b>OF WHICH:</b>																					
KRA 1: Anti-Corruption, Transparent, Accountable and Participatory Governance		1,822,727.55		1,822,727.55	1,822,727.55	0.00	0.00	1,822,727.55	0.00	6,000.00	0.00	6,000.00		6,000.00		6,000.00	0.00	1,816,727.55			
KRA 3: Rapid, Inclusive Growth		224,505,748.98		224,505,748.98	224,505,748.98	0.00	0.00	224,505,748.98	3,862,014.48	1,780,710.73	149,009.57	5,491,734.78	2,159,200.49	2,864,181.78	169,074.20	5,192,456.47	0.00	219,014,014.20	299,278.31		

Certified Correct:

*[Signature]*  
**RAFAEL M. CRISOL, JR.**  
 Chief, Budget Division  
 Date:

Certified Correct:

*[Signature]*  
**ALFREDO A. PALMA**  
 Chief Accountant  
 Date:

Recommending Approval:

*[Signature]*  
**JOSE A. ABUDO**  
 Director III, Financial Management Office  
 Date: 6/20/19

Approved By:

*[Signature]*  
**ARTURO M. LACHICA, CESO II**  
 Deputy Commissioner, Internal Administration Group  
 Date:

Resident Auditor  
 COA - Accountancy  
 Senate  
 Congress  
 DBM  
 DOF  
 File

Certified

R  
 C