



PARTICULARS	UACS CODE	Appropriations			Allotments					Current Year Obligations					Current Year Disbursements					Balances			
		Authorized Appropriation	Adjustments (Transfer To/ From), Realignment	Adjusted Appropriations	Allotments Received	Adjustments (Withdrawal/ Realignment)	Transfer To	Transfer From	Adjusted Total Allotments	1st Quarter	2nd Quarter	3rd Quarter	4th Quarter	Total	1st Quarter	2nd Quarter	3rd Quarter	4th Quarter	Total	Unreleased Appropriation	Unobligated Allotment	Unpaid Obligations	
										Ending March 31	Ending June 30	Ending September 30	Ending December 31		Ending March 31	Ending June 30	Ending September 30	Ending 31-Dec				Due and Demandable	Not Yet Due and Demandable
Maintenance & Other Operating Expenses	502000000	274,036,067.27		274,036,067.27	274,036,067.27				274,036,067.27	3,902,014.48	2,012,094.73	229,568.20	1,114,342.42	7,258,019.83	2,499,200.49	3,095,565.78	229,568.20	1,033,641.03	6,857,975.50	0.00	266,778,047.44	400,044.33	
Financial Expenses		0.00		0.00	0.00				0.00	0.00	0.00	0.00	0.00	0.00					0.00	0.00			
Capital Outlays		0.00		0.00	0.00				0.00	0.00	0.00	0.00	0.00	0.00					0.00	0.00			
II. Automatic Appropriation		150,171.56	0.00	150,171.56	150,171.56	0.00	0.00	0.00	150,171.56	0.00	37,198.00	0.00	0.00	37,198.00					0.00	112,973.56		0.00	
Maintenance & Other Operating Expenses																							
Others (please specify)																							
SPECIAL ACCOUNT IN THE GF																							
CONTAINER SECURITY FEES (CSF)		150,171.56		150,171.56	150,171.56				150,171.56	0.00	37,198.00	0.00	0.00	37,198.00					0.00	112,973.56			
Sub-Total, Automatic Appropriations		150,171.56	0.00	150,171.56	150,171.56	0.00	0.00	0.00	150,171.56	0.00	37,198.00	0.00	0.00	37,198.00					0.00	112,973.56		0.00	
Personnel Services		0.00		0.00	0.00				0.00	0.00	0.00	0.00	0.00	0.00					0.00	0.00			
Maintenance & Other Operating Expenses	502000000	150,171.56		150,171.56	150,171.56				150,171.56	0.00	37,198.00	0.00	0.00	37,198.00					0.00	112,973.56			
Financial Expenses		0.00		0.00	0.00				0.00					0.00					0.00	0.00			
Capital Outlays		0.00		0.00	0.00				0.00					0.00					0.00	0.00			
GRAND TOTAL		274,186,238.83	0.00	274,186,238.83	274,186,238.83	0.00	0.00	0.00	274,186,238.83	3,902,014.48	2,049,292.73	229,568.20	1,114,342.42	7,295,217.83	2,499,200.49	3,095,565.78	229,568.20	1,033,641.03	6,857,975.50	0.00	266,891,021.00	437,242.33	
Personnel Services		0.00		0.00	0.00				0.00	0.00	0.00	0.00	0.00	0.00					0.00	0.00			
Maintenance & Other Operating Expenses	502000000	274,186,238.83		274,186,238.83	274,186,238.83				274,186,238.83	3,902,014.48	2,049,292.73	229,568.20	1,114,342.42	7,295,217.83	2,499,200.49	3,095,565.78	229,568.20	1,033,641.03	6,857,975.50	0.00	266,891,021.00	437,242.33	
Financial Expenses		0.00		0.00	0.00				0.00					0.00					0.00	0.00			
Capital Outlays		0.00		0.00	0.00				0.00					0.00					0.00	0.00			
Recapitulation by MFO:																							
MFO 1: Collection of Duties and Taxes	301000000	226,328,476.53		226,328,476.53	226,328,476.53	0.00	0.00	0.00	226,328,476.53	3,562,014.48	1,786,710.73	149,009.57	881,441.61	6,379,176.39	2,159,200.49	2,864,181.78	169,074.20	800,740.22	5,999,196.69	0.00	219,949,300.14	379,979.70	
OF WHICH:																							
KRA 1: Anti-Corruption, Transparent, Accountable and Participatory Governance		1,822,727.55		1,822,727.55	1,822,727.55	0.00	0.00	0.00	1,822,727.55	0.00	6,000.00	0.00	0.00	6,000.00		6,000.00			6,000.00	0.00	1,816,727.55		
KRA 3: Rapid, Inclusive Growth		224,505,748.98		224,505,748.98	224,505,748.98	0.00	0.00	0.00	224,505,748.98	3,562,014.48	1,780,710.73	149,009.57	881,441.61	6,373,176.39	2,159,200.49	2,864,181.78	169,074.20	800,740.22	5,993,196.69	0.00	218,132,572.59	379,979.70	


Certified Correct


RAFAEL M. CRISOL, JR.
 Chief, Budget Division
 Date: February 6, 2015

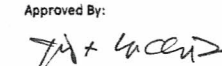
Certified Correct


ALFREDO A. PALMA
 Chief Accountant
 Date: February 20, 2015

Recommending Approval:


JOSE A. ABUNDO
 Director III, Financial Management Office
 Date:

Approved By:


ARTURO M. LACHICA, CESO II
 Deputy Commissioner, Internal Administration Group
 Date:

Resident Auditor
 COA - ACCOUNTANCY
 SENATE
 CONGRESS
 DBM
 DOF
 FIL

STATEMENT OF APPROPRIATIONS, ALLOTMENTS, OBLIGATIONS, DISBURSEMENT AND BALANCES

As of the Period Ending December 31, 2014

Department: DEPARTMENT OF FINANCE
Agency/Operating Unit: BUREAU OF CUSTOMS
Organization Code : 11 002 000000
Funding Source : 01101101, 03104338, 03104340, 03104341, 01104102

X Current Year Appropriations
Supplemental Appropriations
Continuing Appropriations

Table with columns: PARTICULARS, UACS CODE, Appropriations (Authorized, Adjusted), Allotments (Allocations, Adjustments, Transfer To, Transfer From), Current Year Obligations (1st, 2nd, 3rd, 4th Quarter Ending, Total), Current Year Disbursements (1st, 2nd, 3rd, 4th Quarter Ending, Total), and Balances (Unreleased Appropriation, Unobligated Allotment, Due and Demandable, Not Yet Due and Demandable).

STATEMENT OF APPROPRIATIONS, ALLOTMENTS, OBLIGATIONS, DISBURSEMENT AND BALANCES
As of the Period Ending December 31, 2014

Department: DEPARTMENT OF FINANCE
Agency/Operating Unit: BUREAU OF CUSTOMS
Organization Code : 11 002 000000
Funding Source : 01101101, 03104339, 03104340, 03104341, 01104102

X Current Year Appropriations
Supplemental Appropriations
Continuing Appropriations

PARTICULARS	UACS CODE	Appropriations				Allotments				Current Year Obligations					Current Year Disbursements				Balances				
		Authorized Appropriation	Adjustments (Transfer To/ From, Realignment)	Adjusted Appropriations	Alloyments Received	Adjustments (Withdrawal/ Realignment)	Transfer To	Transfer From	Adjusted Total Allotments	1st Quarter Ending March 31	2nd Quarter Ending June 30	3rd Quarter Ending September 30	4th Quarter Ending December 31	Total	1st Quarter Ending March 31	2nd Quarter Ending June 30	3rd Quarter Ending September 30	4th Quarter Ending December 31	Total	Unreleased Appropriation	Unobligated Allotment	Unpaid Obligations	
		3	4	5=(3+4)	6	7	8	9	10=6+(-)7-8+9	11	12	13	14	15=(11+12+13+14)	16	17	18	19	20=(16-17+18+19)	21=(5-15)	22=(10-15)	23	24
Personnel Services	60103010	104,133,000.00		104,133,000.00	104,133,000.00			104,133,000.00	27,341,612.20	18,317,776.64	23,305,432.72	35,166,179.44	104,133,000.00	24,303,893.84	21,355,212.64	21,727,410.84	20,372,158.05	67,768,675.07	0.00	0.00	16,374,324.93		
Customs Duties and Taxes																							
Maintenance & Other Operating Expenses																							
Others (please specify)																							
SPECIAL ACCOUNT IN THE OF																							
CONTAINER SECURITY FEES (CSF)	01 104339	286,726,000.00		286,726,000.00	278,547,768.00			278,547,768.00	0.00	0.00	135,631,099.50	142,916,656.00	278,547,767.50			135,631,099.50	142,916,656.00	278,547,767.50	10,180,242.00	0.00	0.00	0.00	
SUPER GREEN LANE (SGL)	01 104340	36,000,000.00		36,000,000.00	0.00			0.00					0.00					0.00	36,000,000.00	0.00	0.00	0.00	
TAX REFUNDS	01 104341	6,300,000,000.00		6,300,000,000.00	0.00			0.00					0.00					0.00	6,300,000,000.00	0.00	0.00	0.00	
TCC MONETIZATION PROGRAM	01 104341	232,475,000.00		232,475,000.00	0.00			0.00					0.00					0.00	232,475,000.00	0.00	0.00	0.00	
Sub-Total, Automatic Appropriations		6,961,336,000.00	0.00	6,961,336,000.00	382,680,768.00	0.00	0.00	382,680,768.00	27,341,612.20	18,317,776.64	158,936,532.22	178,084,837.44	382,680,767.50	24,303,893.84	21,355,212.64	157,358,910.04	163,288,816.05	366,306,432.57	6,878,655,242.00	0.00	0.00	16,374,324.93	
Personnel Services	5010000000	104,133,000.00		104,133,000.00	104,133,000.00			104,133,000.00	27,341,612.20	18,317,776.64	23,305,432.72	35,166,179.44	104,133,000.00	24,303,893.84	21,355,212.64	21,727,410.84	20,372,158.05	67,768,675.07	0.00	0.00			
Maintenance & Other Operating Expenses	5020000000	6,857,203,000.00		6,857,203,000.00	278,547,768.00			278,547,768.00	0.00	0.00	135,631,099.50	142,916,656.00	278,547,767.50			135,631,099.50	142,916,656.00	278,547,767.50	6,878,655,242.00	0.00	0.00		
Financial Expenses	5030000000	0.00		0.00				0.00															
Capital Outlays	5060000000	0.00		0.00				0.00															
iii. Special Purpose Fund																							
MPBF - Personnel Services	80104030	176,069,023.00		176,069,023.00	176,069,023.00			176,069,023.00	46,011,329.00	36,387,125.00	47,562,806.00	46,107,961.00	176,069,023.00	41,783,758.70	30,779,118.88	61,653,421.98	46,107,961.10	170,324,280.44	0.00	0.00	1,744,762.56		
Productivity Enhancement Incentive Pay	8010000000	16,780,000.00		16,780,000.00	16,780,000.00			16,780,000.00					16,780,000.00	16,780,000.00				11,000,000.00	11,000,000.00	0.00	0.00	1,780,000.00	
Sub-Total, Special Purpose Fund		192,849,023.00	0.00	192,849,023.00	192,849,023.00	0.00	0.00	192,849,023.00	46,011,329.00	36,387,125.00	47,562,806.00	46,287,961.00	192,849,023.00	41,783,758.70	30,779,118.88	61,653,421.98	57,107,961.10	181,324,280.44	0.00	0.00	11,524,762.56		
Personnel Services	5010000000	192,849,023.00		192,849,023.00	192,849,023.00			192,849,023.00	46,011,329.00	36,387,125.00	47,562,806.00	46,287,961.00	192,849,023.00	41,783,758.70	30,779,118.88	61,653,421.98	57,107,961.10	181,324,280.44	0.00	0.00			
Maintenance & Other Operating Expenses	5020000000			0.00				0.00	0.00	0.00	0.00	0.00	0.00										
Financial Expenses	5030000000	0.00		0.00				0.00															
Capital Outlays	5060000000	0.00		0.00				0.00															
GRAND TOTAL		9,093,620,023.00	0.00	9,093,620,023.00	2,514,964,781.00	0.00	0.00	2,514,964,781.00	418,327,084.01	420,079,358.05	516,399,276.49	642,108,788.50	2,196,914,477.05	377,324,480.27	435,408,061.74	621,036,065.98	565,146,821.38	1,899,884,329.37	6,878,655,242.00	318,050,303.85	297,030,147.88		
Personnel Services	5010000000	1,417,789,023.00		1,417,789,023.00	1,417,789,023.00			1,417,789,023.00	350,784,244.92	323,842,389.78	295,328,768.37	447,653,619.93	1,417,789,023.00	314,005,861.06	345,824,347.84	295,617,094.12	304,873,622.39	1,280,120,625.41	0.00	0.00	157,656,397.59		
Maintenance & Other Operating Expenses	5020000000	7,875,831,000.00		7,875,831,000.00	1,067,175,759.00			1,067,175,759.00	67,662,839.09	66,238,968.27	221,070,505.12	394,255,136.57	779,125,454.05	63,316,819.21	89,632,613.90	226,338,971.86	280,473,269.99	639,763,703.96	6,878,655,242.00	318,050,303.85	139,361,750.09		
Financial Expenses	5030000000	0.00		0.00	0.00			0.00	0.00	0.00	0.00	0.00	0.00	0.00	0.00	0.00	0.00	0.00	0.00	0.00	0.00	0.00	
Capital Outlays	5060000000	0.00		0.00	0.00			0.00	0.00	0.00	0.00	0.00	0.00	0.00	0.00	0.00	0.00	0.00	0.00	0.00	0.00	0.00	
Recapitulation by MFO:																							
MFO 1: Collection of Duties and Taxes	3010000000	1,538,657,000.00		1,538,657,000.00	1,538,657,000.00			1,538,657,000.00	270,665,933.03	306,169,108.74	258,208,194.72	453,838,376.99	1,288,911,613.48	247,811,809.13	325,857,955.75	253,018,526.82	247,335,702.41	1,074,023,993.91	0.00	249,743,386.52	214,887,819.87		
OF WHICH:																							
KRA 1: Anti-Corruption, Transparent, Accountable		63,606,000.00		63,606,000.00	63,606,000.00			63,606,000.00	8,744,794.25	10,626,435.12	10,057,867.40	10,057,867.40	39,486,874.17	8,744,794.25	10,626,435.12	10,057,867.40	10,057,867.40	39,486,874.17	0.00	24,119,125.83	0.00		
KRA 3: Rapid, Inclusive Growth		1,475,051,000.00		1,475,051,000.00	1,475,051,000.00			1,475,051,000.00	261,951,226.78	297,542,673.62	246,150,327.32	443,780,509.59	1,249,424,739.31	239,067,104.88	315,231,520.63	242,960,659.22	237,277,835.01	1,034,537,119.74	0.00	225,626,260.69	214,887,819.87		

Certified Correct:

RAFAEL M. CRISOL, JR.
Chief, Budget Division
Date: February 6, 2015

Certified Correct:

ALFREDO A. PALMA
Chief Accountant
Date: February 20, 2015

Recommending Approval:

JOSE A. ABUNDO
Director III, Financial Management Office
Date:

Approved By:

ARTURO M. LACHICA
Deputy Commissioner, Internal Administration Group
Date:

Resident Auditor
COA - ACCOUNTANCY
SENATE
CONGRESS
DBM
DOF
HLE