

BUREAU OF CUSTOMS
Financial Performance Report
As of SEPTEMBER 30, 2015
ALL FUNDS
In Thousand Pesos


1. EXPENDITURES													
FUND SOURCE	FY 2015 APPROPRIATIONS (Full Year)	ALLOTMENT RECEIVED					OBLIGATIONS INCURRED					UTILIZATION RATE (In %)	REMARKS
		PS	MOOE	CO	SAGF	TOTAL	PS	MOOE	CO	SAGF	TOTAL		
		As of September 30, 2015											
Current Year Budget	10,203,747	1,359,316	1,396,267	0	148,714	2,904,297	938,381	306,345	0	148,714	1,393,440	47.98%	
Agency Specific Budget	9,922,865	1,078,434	1,396,267	-	148,714	2,623,415	693,191	306,345	0	148,714	1,148,250	43.77%	
Special Purpose Funds (Terminal Leave)	121,568	121,568				121,568	121,568				121,568	100.00%	
MPBF (PBB)						0					0	0.00%	
PEI	59,163	59,163				59,163	59,163				59,163	100.00%	
Automatic Appropriation	100,151	100,151				100,151	64,459				64,459	64.36%	
Continuing Appropriation	318,050	0	318,050	0	0	318,050	0	1,612	0	0	1,612	0.51%	
Regular Appropriation - MOOE RA 10633	318,050		318,050			318,050		1,612			1,612	0.51%	
						0					0		
TOTAL	10,521,797	1,359,316	1,714,317	0	148,714	3,222,347	938,381	307,957	0	148,714	1,395,052	43.29%	
OF WHICH:													
A. Key Result Areas (KRA)													
I Anti-Corruption/Transparent, Accountable and Participatory Governance	86,025	35,007	50,918	0	0	85,925	25,522	15,167	0	0	40,689	47.35%	
a. BOC Integrity Action Plan	31,350		31,350			31,350		14,264			14,264	45.50%	
b. Anti-Smuggling Program (RATS)	54,675	35,007	19,568	0		54,575	25,522	903			26,425	48.42%	
III Rapid, Inclusive and Sustained Economic Growth													
a. Revenue Generation	9,961,035	1,025,690	1,487,281	0	148,714	2,661,685	654,585	254,137	0	148,714	1,057,436	39.73%	
Regular Appropriations	9,642,985	1,025,690	1,169,231	0	148,714	2,343,635	654,585	252,525	0	148,714	1,055,824	45.05%	
Continuing Appropriations	318,050		318,050		0	318,050		1,612		0	1,612	0.51%	
B. Ease of Doing Business Targets													
I. Trading Across Borders	193,855	17,737	176,118	0	0	193,855	13,084	38,653	0	0	51,737	26.69%	
TOTAL	10,240,915	1,078,434	1,714,317	0	148,714	2,941,465	693,191	307,957	0	148,714	1,149,862	39.09%	


II. DISBURSEMENTS

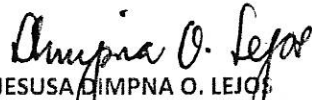
DISBURSEMENT AUTHORITY	DISBURSEMENT AUTHORITIES							DISBURSEMENT RATE			REMARKS
	FY 2015 CASH PROGRAM		RECEIVED/ ISSUED	ACTUAL DISBURSEMENTS				RATE (In %)			
	FULL YEAR	Jan - Sept		PS	MOOE	CO	TOTAL				
				As of September 30, 2015							
Notice of Cash Allocation (NCA) for:											
Current Year	2,574,852	1,876,980			853,074	431,580		1,284,654			
Prior Year's A/Ps					19,198	62,913	44,812	126,923			
TOTAL		1,876,980			872,272	494,493	44,812	1,411,577		75%	
Non-Cash Availment Authority											
Cash Disbursement Ceiling											
Tax Remittance Advice					40,043	14,513		54,556			
TOTAL	2,574,852	1,876,980		-	912,315	509,006	44,812	1,466,133			
Note: NCAs net of Trust Liabilities											

CERTIFIED CORRECT:


ADELINA M. BAURA
 Head, Cashier's Unit


RAFAEL M. CRISOL, JR.
 Head, Budget Unit


ALFREDO A. PALMA
 Head, Accounting Unit


JESUSA JEMPINA O. LEJOS
 OIC, Deputy Commissioner
 Internal Administration Group