

**MONTHLY REPORT OF DISBURSEMENTS**  
For the month of April 2015

Department **FINANCE**  
 Agency **Bureau of Customs**  
 Operating Unit  
 Organization Code (UACS) 110020000000  
 Funding Source Code 101101


PARTICULARS	CURRENT YEAR'S BUDGET					PRIOR YEAR'S BUDGET										GRAND TOTAL					REMARKS		
	PS	MOOE	Fin. Exp.	CO	TOTAL	PRIOR YEAR'S ACCOUNTS PAYABLE					CURRENT YEAR'S ACCOUNTS PAYABLE					TOTAL	SUB-TOTAL	PS	MOOE	Fin. Exp.		CO	TOTAL
						PS	MOOE	Fin. Exp.	CO	Sub-total	PS	MOOE	Fin. Exp.	CO	Sub-total								
(1)	(2)	(3)	(4)	(5)	6=(2+3+4+5)	(7)	(8)	(9)	(10)	11=7+8+9+10	(12)	(13)	(14)	(15)	16=12+13+14	17=11+16	18=6+17	23	24	25	26	27 (23+24+25)	
Notice of Cash Allocation (NCA)					-					-					-	-	-	-	-	-	-	-	-
Account 2028-90033-4																							
LDDAP-ADA	13,260,682.59	24,998,631.07			38,259,313.66	3,638,719.01	5,331,729.92			8,970,448.93	269,164.40			269,164.40	9,239,613.33	47,498,926.99	16,899,401.60	30,599,525.39					47,498,926.99
MDS Checks Issued	8,088,431.65	4,264,458.74			12,352,890.39					-				-	-	12,352,890.39	8,088,431.65	4,264,458.74					12,352,890.39
Working Fund (NCA Issued to BTR)																							
Tax Remittance Advice Issued (TRA)	8,652,706.54	1,247,891.27			9,900,597.81	46,881.32	379,494.00			426,375.32				-	426,375.32	10,326,973.13	8,699,587.86	1,627,385.27					10,326,973.13
Cash Disbursement Ceiling (CDC)																							
Non Cash Availment Authority																							
Others (CDT, BTr Docs. Stamps, etc)																							
	30,001,820.78	30,510,981.08	-	-	60,512,801.86	3,685,600.33	5,711,223.92	-	-	9,396,824.25	-	269,164.40	-	-	269,164.40	9,665,988.65	70,178,790.51	33,687,421.11	36,491,369.40	-	-		70,178,790.51


SUMMARY:

	Previous Report	This month	As of Date
Total Disbursement Authorities Received			
NCA	456,760,000.00	167,329,000.00	624,089,000.00
Working Fund			
TRA	12,232,138.92	10,326,973.13	22,559,112.05
CDC			
NCAA			
Others (CDT, BTr Docs. Stamps, etc)			
Total Disbursement Authorities Available	468,992,138.92	177,655,973.13	646,648,112.05
Less: Lapsed NCA	86,639,827.71		86,639,827.71
Disbursements*	382,352,311.21	70,178,790.51	452,531,101.72
Balance as of April 30, 2015	-	107,477,182.62	107,477,182.62


	Previous Report	This month	As of Date
Total Disbursement Program	519,301,000.00	184,325,000.00	703,626,000.00
Less: Actual Disbursement	382,352,311.21	70,178,790.51	452,531,101.72
(Over)Underspending	136,948,688.79	114,146,209.49	251,094,898.28

CERTIFIED CORRECT:

  
**ADELINA M. BAURA**  
 Acting Chief  
 Cashier's Office  
 Date: May 26, 2015

  
**ALFREDO A. PALMA**  
 Chief Accountant  
 Accounting Division  
 Date: May 26, 2015

NOTED:

  
**JOSE A. ABUNDO**  
 Director III  
 Financial Management Office

APPROVED:

  
**ATTY. ARTURO M. LACHICA, CESO II**  
 Deputy Commissioner  
 Internal Administration Group

**MONTHLY REPORT OF DISBURSEMENTS**  
For the month of May 2015

Department FINANCE  
 Agency Bureau of Customs  
 Operating Unit  
 Organization Code (UACS) 110020000000  
 Funding Source Code 101101


PARTICULARS	CURRENT YEAR'S BUDGET					PRIOR YEAR'S BUDGET										GRAND TOTAL					REMARKS				
	PS	MOOE	Fin.	CO	TOTAL	PRIOR YEAR'S ACCOUNTS PAYABLE					CURRENT YEAR'S ACCOUNTS PAYABLE					TOTAL	SUB-TOTAL	PS	MOOE	Fin. Exp		CO	TOTAL		
						PS	MOOE	n. E	CO	Sub-total	PS	MOOE	n. E	CO	Sub-total										
(1)	(2)	(3)	(4)	(5)	6=(2+3+4+5)	(7)	(8)	(9)	(10)	11=7+8+9+10	(12)	(13)	(14)	(15)	16=12+13+14	17=11+16	18=6+17	23	24	25	26	27 (23+24+25+26)	28		
Notice of Cash Allocation (NCA)					-					-					-										
Account 2028-90033-4					-					-					-										
LDDAP-ADA	98,959,335.81	25,421,412.38			124,380,748.19	955,765.59	6,891,124.13			7,846,889.72	116,713.64			116,713.64	7,963,603.36	132,344,351.55			99,915,101.40	32,429,250.15			132,344,351.55		
MDS Checks Issued	8,257,966.03	2,519,922.45			10,777,888.48					-				-	-	10,777,888.48			8,257,966.03	2,519,922.45			10,777,888.48		
Working Fund (NCA Issued to BTR)					-					-					-										
Tax Remittance Advice Issued (TRA)	5,048,309.32	1,048,111.09			6,096,420.41	6,479.40	686,173.80			692,653.20					-	692,653.20	6,789,073.61			5,054,788.72	1,734,284.89			6,789,073.61	
Cash Disbursement Ceiling (CDC)					-					-					-										
Non Cash Availment Authority					-					-					-										
Others (CDT, BTr Docs. Stamps, etc)					-					-					-										
	112,265,611.16	28,989,445.92	-	-	141,255,057.08	962,244.99	7,577,297.93	-	-	8,539,542.92	116,713.64	-	-	116,713.64	8,656,256.56	149,911,313.64			113,227,856.15	36,683,457.49	-	-	149,911,313.64		

**SUMMARY:**


	Previous Report	This month	As of Date	Previous Report	This month	As of Date	
Total Disbursement Authorities Received				Total Disbursement F	703,626,000.00	243,504,000.00	947,130,000.00
NCA	624,089,000.00	193,408,000.00	817,497,000.00	Less: Actual Disburse	452,531,101.72	149,911,313.64	602,442,415.36
Working Fund				(Over)Underspending	251,094,898.28	93,592,686.36	344,687,584.64
TRA	22,559,112.05	6,789,073.61	29,348,185.66				
CDC							
NCAA							
Others (CDT, BTr Docs. Stamps, etc)							
Total Disbursement Authorities Available	646,648,112.05	200,197,073.61	846,845,185.66				
Less: Lapsed NCA	86,639,827.71		86,639,827.71				
Disbursements*	452,531,101.72	149,911,313.64	602,442,415.36				
Balance as of May 31, 2015	107,477,182.62	50,285,759.97	157,762,942.59				

CERTIFIED CORRECT:

  
 ADELINA M. BAURA  
 Acting Chief  
 Cashier's Office  
 Date: June 23, 2015

  
 ALFREDO A. PALMA  
 Chief Accountant  
 Accounting Division  
 Date: June 23, 2015

NOTED:

  
 JOSE A. ABUNDO  
 Director III  
 Financial Management Office

APPROVED:

  
 JESUSA DIMPNA O. LEJOS  
 OIC- Deputy Commissioner  
 Internal Administration Group

**MONTHLY REPORT OF DISBURSEMENTS**  
For the month of June 2015

Department **FINANCE**  
Agency **Bureau of Customs**  
Operating Unit  
Organization Code (UACS) **110020000000**  
Funding Source Code


PARTICULARS (1)	CURRENT YEAR'S BUDGET					PRIOR YEAR'S BUDGET										TOTAL 17=11+16	SUB-TOTAL 18=6+17	GRAND TOTAL					REMARK S 28			
	PS (2)	MOOE (3)	Fin. (4)	CO (5)	TOTAL 6=(2+3+4+5)	PRIOR YEAR'S ACCOUNTS PAYABLE					CURRENT YEAR'S ACCOUNTS PAYABLE							PS 23	MOOE 24	Fin. Exp. 25	CO 26	TOTAL 27 (23+24+25)				
						PS (7)	MOOE (8)	h. E. (9)	CO (10)	Sub-total 11=7+8+9+10	PS (12)	MOOE (13)	Fin. Exp. (14)	CO (15)	Sub-total 16=12+13+14+15											
Notice of Cash Allocation (NCA)					-					-					-					-					-	
LBP Account 2028-90033-4																										
LDP - ADA	156,208,519.78	38,624,499.48			194,833,019.26	643,779.98	6,796,583.92		39,210,937.50	46,651,301.40		328,077.83		328,077.83	46,979,379.23	241,812,398.49	156,852,299.76	45,749,161.23		39,210,937.50	241,812,398.49					
MD Checks Issued	14,709,948.78	7,498,363.22			22,208,312.00					-				-	-	22,208,312.00	14,709,948.78	7,498,363.22		-	22,208,312.00					
Working Fund (NCA Issued to BTR)																										
Tax Remittance Advice Issued (TRA)	4,508,482.68	846,936.98			5,355,419.66		3,024,843.04			3,024,843.04				-	3,024,843.04	8,380,262.70	4,508,482.68	3,871,780.02		-	8,380,262.70					
Cash Disbursement Ceiling (CDC)																										
Non Cash Availment Authority																										
Others (CDT, BTR Docs. Stamps, etc)																										
	175,426,951.24	46,969,799.68	-	-	222,396,750.92	643,779.98	9,821,426.96	-	39,210,937.50	49,676,144.44	-	328,077.83	-	328,077.83	50,004,222.27	272,400,973.19	176,070,731.22	57,119,304.47	-	39,210,937.50	272,400,973.19					


**SUMMARY:**

	Previous Report	This month	As of Date
Total Disbursement Authorities Received			
NCA	817,497,000.00	209,096,775.00	1,026,593,775.00
Working Fund			
TRA	29,348,185.66	8,380,262.70	37,728,448.36
CDC			
NCAA			
Others (CDT, BTR Docs. Stamps, etc)			
Total Disbursement Authorities Available	846,845,185.66	217,477,037.70	1,064,322,223.36
Less: Less than NCA	86,639,827.71	102,839,007.10	189,478,834.81
Disbursements*	602,442,415.36	272,400,973.19	874,843,388.55
Balance as of June 30, 2015	157,762,942.59	(157,762,942.59)	-


	Previous Report	This month	As of Date
Total Disbursement Program	947,130,000.00	207,280,000.00	1,154,410,000.00
Less: Actual Disbursements	602,442,415.36	272,400,973.19	874,843,388.55
(Over)Underspending	344,687,584.64	(65,120,973.19)	279,566,611.45

CERTIFIED CORRECT:

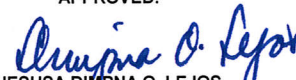
  
ADELINA M. BAURA  
Acting Chief  
Cashier's Office  
Date: July 22, 2015

  
ALFREDO A. PALMA  
Chief Accountant  
Accounting Division  
Date: July 22, 2015

NOTED:

  
JOSE A. ABUNDO  
Director III  
Financial Management Office

APPROVED:

  
JESUSA DIMPNA O. LEJOS  
OIC- Deputy Commissioner  
Internal Administration Group