

# FILE COPY

**BUREAU OF CUSTOMS**  
**Financial Performance Report**  
**As of SEPTEMBER 30, 2017**  
**ALL FUNDS**  
**In Thousand Pesos**

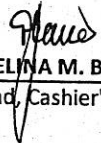
1. EXPENDITURES															
FUND SOURCE	FY 2017 APPROPRIATIONS (Full Year)	ALLOTMENT RECEIVED						OBLIGATIONS INCURRED						UTILIZATION RATE (In %)	REMARKS
		PS	MOOE	CO	LFP	SAGF	TOTAL	PS	MOOE	CO	LFP	SAGF	TOTAL		
		As of MARCH 31, 2017													
Current Year Budget	4,300,582	1,459,096	1,273,951	1,174,765	734,650	0	4,642,462	949,330	821,808	208,773	323,931	0	2,303,842	49.63%	
Agency Specific Budget	3,517,862	1,111,924	976,523	694,765	734,650	0	3,517,862	779,859	535,292	208,773	323,931	0	1,847,855	52.53%	
Administration of Personnel Benefits (	305,102	216,982					216,982	67,659					67,659	31.18%	
Special Purpose Funds ( Terminal Leav	33,315	33,315					33,315	33,010					33,010	99.08%	
Automatic Appropriation - RLIP	96,875	96,875					96,875	68,802					68,802	71.02%	
Special Account in the General Fund															
CSF	297,428		297,428	480,000		0	777,428	0	286,516		0	0	286,516	36.85%	
SGL	50,000						0		0		0		0	0.00%	
Continuing Appropriation	585,384	0	582,829	2,555		0	585,384	0	25,141	0	0	0	25,141	4.29%	
Regular Appropriation - MOOE	583,984		582,829				582,829		25,141				25,141	4.31%	
- CO	1,400			2,555			2,555		0	0			0	0.00%	
<b>TOTAL</b>	<b>4,885,966</b>	<b>1,459,096</b>	<b>1,856,780</b>	<b>1,177,320</b>	<b>734,650</b>	<b>0</b>	<b>5,227,846</b>	<b>949,330</b>	<b>846,949</b>	<b>208,773</b>	<b>323,931</b>	<b>0</b>	<b>2,328,983</b>	<b>44.55%</b>	
<b>OF WHICH:</b>															
<b>A. Key Result Areas (KRA)</b>															
I Anti-Corruption/Transparent, Account	94,225	37,012	50,166	0		0	87,178	28,334	21,268	0	0		49,602	56.90%	
and Participatory Governance															
a. BOC Integrity Action Plan	38,043		38,043				38,043		14,633				14,633	38.46%	
b. BATAS	56,182	37,012	12,123				49,135	28,334	6,635				34,969	71.17%	
III Rapid, Inclusive and Sustained Economic															
Growth															
a. Revenue Generation	2,475,099	887,339	950,785	636,975		0	2,475,099	658,437	410,007	198,810	0		1,267,254	51.20%	
Regular Appropriations	2,099,974	887,339	575,660	636,975		0	2,099,974	658,437	389,431	198,810	0		1,246,678	59.37%	
Continuing Appropriations	375,125		375,125	0		0	375,125		20,576		0		20,576	5.49%	
<b>B. Ease of Doing Business Targets</b>															
I. Trading Across Borders	198,481	18,900	88,808	816		0	108,524	14,567	57,414	24	0		72,005	66.35%	
<b>TOTAL</b>	<b>4,885,966</b>	<b>1,459,096</b>	<b>1,856,780</b>	<b>1,177,320</b>	<b>734,650</b>	<b>0</b>	<b>5,227,846</b>	<b>949,330</b>	<b>846,949</b>	<b>208,773</b>	<b>323,931</b>	<b>0</b>	<b>2,328,983</b>	<b>44.55%</b>	


Rec'd: Incheon 12/22/17

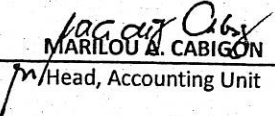
II. DISBURSEMENTS

DISBURSEMENT AUTHORITY	FY 2016 CASH PROGRAM		MENT AUTHORITI ES RECEIVED /	ACTUAL DISBURSEMENTS				DISBURSEMENT RATE (In %)	REMARKS
	FULL YEAR	SEPTEMBER		PS	MOOE	CO	TOTAL		
				As of September 30, 2017					
Notice of Cash Allocation (NCA) for:									
Current Year	4,267,267	4,231,244		861,015	1,019,693	527,991	2,408,699		
Prior Year's A/Ps									
TOTAL		4,231,244		861,015	1,019,693	527,991	2,408,699	57%	
Non-Cash Availment Authority									
Cash Disbursement Ceiling									
Tax Remittance Advice				67,336	27,088	2,519	96,943		
TOTAL	4,267,267	4,231,244	-	928,351	1,046,781	530,510	2,505,642		
Note: NCAs net of Trust Liabilities									

CERTIFIED CORRECT:

  
**ADELINA M. BAURA**  
 Head, Cashier's Unit

  
**RAFAEL M. CRISOL, JR.**  
 Head, Budget Unit

  
**MARILOU B. CABIGON**  
 Head, Accounting Unit