

**FY 2017 FINANCIAL PLAN**  
(In Thousand Pesos)

Department : Department of Finance (DOF)  
 Agency : Bureau of Customs  
 Operating Unit : ALL  
 Organization Code (UACS) : 110020000000

Particulars	UACS CODE	Current Year's Obligation			Budget Year Obligation Program										
		Actual	Estimate	Total	Total	COMPREHENSIVE RELEASE					FOR LATER RELEASE(Negative List)				
		Jan.1-Sept.30	Oct.1-Dec.30			Q1	Q2	Q3	Q4	Sub Total	Q1	Q2	Q3	Q4	Sub Total
1	2	3	4	5=3+4	6=11+16	7	8	9	10	11=7+8+9+10	12	13	14	15	16=12+13+14+15
<b>Part A</b>		1,279,301	1,336,462	2,615,763	4,267,267	1,033,521	1,464,397	501,377	615,442	3,614,737	137,280	97,948	350,110	67,192	652,530
<b>Specific Budgets of National Government Agencies</b>	101101	1,151,574	990,538	2,142,112	3,822,964	1,009,300	1,440,176	477,155	591,231	3,517,862	137,280	47,948	52,682	67,192	305,102
<b>General Administration and Support</b>	1000000000	314,430	251,942	566,372	752,638	120,509	127,761	91,456	107,810	447,536	137,280	47,948	52,682	67,192	305,102
<b>General management and supervision</b>	103001000100000	242,455	183,069	425,524	443,070	119,392	126,644	90,339	106,695	443,070					
National Capital Region (NCR)		158,586	112,318	270,904	282,677	80,175	78,711	57,234	66,557	282,677					
Central Office		113,044	69,785	182,829	202,559	61,118	51,307	42,165	47,969	202,559					
PS		18,887	37,822	56,709	61,929	14,076	16,573	13,431	17,849	61,929					
MOOE		94,157	30,563	124,720	114,930	27,342	28,734	28,734	30,120	114,930					
CO			1,400	1,400	25,700	19,700	6,000			25,700					
Collection District II - A - Port of Manila		17,827	26,130	43,957	28,525	7,096	9,060	5,325	7,044	28,525					
PS		9,692	4,068	13,760	12,392	2,784	3,310	2,574	3,724	12,392					
MOOE		8,135	22,062	30,197	11,431	2,610	2,750	2,751	3,320	11,431					
CO					4,702	1,702	3,000			4,702					
Collection District II - B - Manila International Container Port		17,674	1,961	19,635	26,595	6,486	9,765	4,799	5,545	26,595					
PS		5,648	714	6,362	7,595	1,687	2,073	1,607	2,228	7,595					
MOOE		12,026	1,247	13,273	12,761	3,060	3,192	3,192	3,317	12,761					
CO					6,239	1,739	4,500			6,239					
Collection District III - Ninoy Aquino International Airport		10,041	14,442	24,483	24,998	5,475	8,579	4,945	5,999	24,998					
PS		6,652	4,291	10,943	10,501	2,338	2,857	2,223	3,083	10,501					
MOOE		3,389	10,151	13,540	10,872	2,512	2,722	2,722	2,916	10,872					
CO					3,625	625	3,000			3,625					
Region I - Ilocos		4,687	4,041	8,728	10,174	2,756	2,490	2,246	2,682	10,174					
Collection District I - Port of San Fernando		4,687	4,041	8,728	10,174	2,756	2,490	2,246	2,682	10,174					
PS		2,405	1,801	4,206	4,061	905	1,104	860	1,192	4,061					
MOOE		2,282	2,240	4,522	5,531	1,269	1,386	1,386	1,490	5,531					
CO					582	582				582					
Region II - Cagayan Valley		2,522	678	3,200	2,374	587	604	532	651	2,374					
Collection District XV - Port of Aparri		2,522	678	3,200	2,374	587	604	532	651	2,374					
PS		1,284	315	1,599	1,161	260	310	239	352	1,161					
MOOE		1,238	363	1,601	1,163	277	294	293	299	1,163					
CO					50	50				50					
Region III - Central Luzon		15,314	11,105	26,419	29,960	6,674	9,986	5,794	7,506	29,960					
Collection District XIII - Port of Subic		6,219	4,349	10,568	10,854	2,229	3,930	2,109	2,586	10,854					
PS		4,265	3,928	8,193	5,327	1,192	1,433	1,112	1,590	5,327					
MOOE		1,954	421	2,375	3,977	987	997	997	996	3,977					
CO					1,550	50	1,500			1,550					

Particulars	UACS CODE	Current Year's Obligation			Budget Year Obligation Program										
		Actual Jan.1-Sept.30	Estimate Oct.1-Dec.30	Total	Total	COMPREHENSIVE RELEASE					FOR LATER RELEASE(Negative List)				
						Q1	Q2	Q3	Q4	Sub Total	Q1	Q2	Q3	Q4	Sub Total
Collection District XIV - Port of Clark		7,719	4,879	12,598	14,860	3,439	4,944	2,749	3,728	14,860					
PS		6,821	4,138	10,959	11,275	2,508	3,058	2,363	3,346	11,275					
MOOE		898	741	1,639	1,524	370	386	386	382	1,524					
CO					2,061	561	1,500			2,061					
Collection District XVI - Port of Limay		1,376	1,877	3,253	4,246	1,006	1,112	936	1,192	4,246					
PS		1,147	1,309	2,456	3,011	673	814	638	886	3,011					
MOOE		229	568	797	1,185	283	298	298	306	1,185					
CO					50	50				50					
Region IVA - CALABARZON		6,613	5,917	12,530	10,861	2,979	2,676	2,369	2,837	10,861					
Collection District IV - Port of Batangas		6,613	5,917	12,530	10,861	2,979	2,676	2,369	2,837	10,861					
PS		3,385	1,933	5,318	5,122	1,143	1,385	1,078	1,516	5,122					
MOOE		3,228	3,984	7,212	5,158	1,255	1,291	1,291	1,321	5,158					
CO					581	581				581					
Region V - Bicol		3,178	3,032	6,210	7,561	1,871	1,924	1,701	2,065	7,561					
Collection District V - Port of Legaspi		3,178	3,032	6,210	7,561	1,871	1,924	1,701	2,065	7,561					
PS		1,912	2,427	4,339	3,809	854	1,027	804	1,124	3,809					
MOOE		1,266	605	1,871	3,577	842	897	897	941	3,577					
CO					175	175				175					
Region VI - Western Visayas		3,106	6,757	9,863	5,483	1,383	1,375	1,245	1,480	5,483					
Collection District VI - Port of Iloilo		3,106	6,757	9,863	5,483	1,383	1,375	1,245	1,480	5,483					
PS		1,839	245	2,084	2,163	483	588	458	634	2,163					
MOOE		1,267	6,512	7,779	3,145	725	787	787	846	3,145					
CO					175	175				175					
Region VII - Central Visayas		9,170	2,950	12,120	14,889	4,224	3,561	3,261	3,843	14,889					
Collection District VII - Port of Cebu		9,170	2,950	12,120	14,889	4,224	3,561	3,261	3,843	14,889					
PS		5,058	962	6,020	4,988	1,117	1,342	1,042	1,487	4,988					
MOOE		4,112	1,988	6,100	8,866	2,072	2,219	2,219	2,356	8,866					
CO					1,035	1,035				1,035					
Region VIII - Eastern Visayas		4,753	11,409	16,162	9,873	2,317	3,549	1,813	2,194	9,873					
Collection District VIII - Port of Tacloban		4,753	11,409	16,162	9,873	2,317	3,549	1,813	2,194	9,873					
PS		1,948	2,977	4,925	3,990	892	1,078	842	1,178	3,990					
MOOE		2,805	8,432	11,237	3,873	915	971	971	1,016	3,873					
CO					2,010	510	1,500			2,010					
Region IX - Zamboanga Peninsula		4,763	3,067	7,830	9,519	2,608	2,331	2,072	2,508	9,519					
Collection District XI - Port of Zamboanga		4,763	3,067	7,830	9,519	2,608	2,331	2,072	2,508	9,519					
PS		2,825	1,357	4,182	4,361	978	1,167	908	1,308	4,361					
MOOE		1,938	1,710	3,648	4,643	1,115	1,164	1,164	1,200	4,643					
CO					515	515				515					
Region X - Northern Mindanao		6,439	3,118	9,557	16,386	3,960	6,184	2,792	3,450	16,386					
Collection District X - Port of Cagayan de Oro		6,439	3,118	9,557	16,386	3,960	6,184	2,792	3,450	16,386					
PS		3,833	1,514	5,347	6,443	1,436	1,748	1,356	1,903	6,443					
MOOE		2,606	1,604	4,210	5,724	1,305	1,436	1,436	1,547	5,724					
CO					4,219	1,219	3,000			4,219					
Region XI - Davao		16,943	16,667	33,610	32,804	7,484	10,521	6,865	7,934	32,804					
Collection District XII - Port of Davao		16,943	16,667	33,610	32,804	7,484	10,521	6,865	7,934	32,804					

Particulars	UACS CODE	Current Year's Obligation			Budget Year Obligation Program										
		Actual		Total	Total	COMPREHENSIVE RELEASE					FOR LATER RELEASE(Negative List)				
		Jan.1-Sept.30	Oct.1-Dec.30			Q1	Q2	Q3	Q4	Sub Total	Q1	Q2	Q3	Q4	Sub Total
PS		4,562	4,081	8,643	10,779	2,399	2,930	2,274	3,176	10,779					
MOOE		12,381	12,586	24,967	18,345	4,405	4,591	4,591	4,758	18,345					
CO					3,680	680	3,000			3,680					
Region XIII - CARAGA		6,381	2,010	8,391	10,509	2,374	2,732	2,415	2,988	10,509					
Collection District IX - Port of Surigao		6,381	2,010	8,391	10,509	2,374	2,732	2,415	2,988	10,509					
PS		3,728	536	4,264	5,300	1,185	1,432	1,115	1,568	5,300					
MOOE		2,653	1,474	4,127	5,184	1,164	1,300	1,300	1,420	5,184					
CO					25	25				25					
<b>Administration of Personnel Benefits</b>	<b>103001000200000</b>	<b>71,975</b>	<b>68,873</b>	<b>140,848</b>	<b>309,568</b>	<b>1,117</b>	<b>1,117</b>	<b>1,117</b>	<b>1,115</b>	<b>4,466</b>	<b>137,280</b>	<b>47,948</b>	<b>52,682</b>	<b>67,192</b>	<b>305,102</b>
National Capital Region (NCR)		71,975	68,873	140,848	309,568	1,117	1,117	1,117	1,115	4,466	137,280	47,948	52,682	67,192	305,102
Central Office		71,975	68,873	140,848	309,568	1,117	1,117	1,117	1,115	4,466	137,280	47,948	52,682	67,192	305,102
PS		71,975	68,873	140,848	309,568	1,117	1,117	1,117	1,115	4,466	137,280	47,948	52,682	67,192	305,102
<b>Operations</b>	<b>3000000000</b>	<b>837,144</b>	<b>738,596</b>	<b>1,575,740</b>	<b>2,335,676</b>	<b>818,791</b>	<b>647,765</b>	<b>385,699</b>	<b>483,421</b>	<b>2,335,676</b>					
<b>MFO 1: COLLECTION OF DUTIES AND TAXES</b>	<b>3010000000</b>	<b>837,144</b>	<b>738,596</b>	<b>1,575,740</b>	<b>2,335,676</b>	<b>818,791</b>	<b>647,765</b>	<b>385,699</b>	<b>483,421</b>	<b>2,335,676</b>					
<b>Legal Services</b>	<b>101003010100000</b>	<b>90,945</b>	<b>51,278</b>	<b>142,223</b>	<b>148,088</b>	<b>34,119</b>	<b>39,128</b>	<b>32,904</b>	<b>41,937</b>	<b>148,088</b>					
National Capital Region (NCR)		86,049	49,176	135,225	141,752	32,275	37,576	31,595	40,306	141,752					
Central Office		83,579	48,165	131,744	138,246	31,452	36,642	30,800	39,352	138,246					
PS		68,926	24,160	93,086	93,946	20,850	25,567	19,725	27,804	93,946					
MOOE		14,653	24,005	38,658	44,300	10,602	11,075	11,075	11,548	44,300					
Collection District II - A - Port of Manila		440	322	762	495	124	125	125	121	495					
MOOE		440	322	762	495	124	125	125	121	495					
Collection District II - B - Manila International Container Port		321	219	540	482	132	117	117	116	482					
MOOE		321	219	540	467	117	117	117	116	467					
CO					15	15				15					
Collection District III - Ninoy Aquino International Airport		1,709	470	2,179	2,529	567	692	553	717	2,529					
PS		1,327	300	1,627	2,086	456	580	441	609	2,086					
MOOE		382	170	552	443	111	112	112	108	443					
Region I - Ilocos		91	38	129	125	32	33	33	27	125					
Collection District I - Port of San Fernando		91	38	129	125	32	33	33	27	125					
MOOE		91	38	129	125	32	33	33	27	125					
Region III - Central Luzon		2,575	288	2,863	2,828	631	766	597	834	2,828					
Collection District XIII - Port of Subic		2,575	288	2,863	2,828	631	766	597	834	2,828					
PS		2,450	266	2,716	2,685	596	730	561	798	2,685					
MOOE		125	22	147	143	35	36	36	36	143					
Region IVA - CALABARZON		817	358	1,175	662	161	167	167	167	662					
Collection District IV - Port of Batangas		817	358	1,175	662	161	167	167	167	662					
PS		318	36	354											
MOOE		499	322	821	662	161	167	167	167	662					
Region VII - Central Visayas		279	37	316	260	64	66	66	64	260					
Collection District VII - Port of Cebu		279	37	316	260	64	66	66	64	260					
MOOE		279	37	316	260	64	66	66	64	260					
Region VIII - Eastern Visayas		133	258	391	259	65	65	65	64	259					
Collection District VIII - Port of Tacloban		133	258	391	259	65	65	65	64	259					
MOOE		133	258	391	259	65	65	65	64	259					
Region IX - Zamboanga Peninsula		10		10											



Particulars	UACS CODE	Current Year's Obligation			Budget Year Obligation Program																
		Actual	Estimate	Total	Total	COMPREHENSIVE RELEASE					FOR LATER RELEASE(Negative List)										
		Jan.1-Sept.30	Oct.1-Dec.30			Q1	Q2	Q3	Q4	Sub Total	Q1	Q2	Q3	Q4	Sub Total						
Collection District XI - Port of Zamboanga		10		10																	
MOOE		10		10																	
Region X - Northern Mindanao		372	283	655	1,139	560	204	167	208	1,139											
Collection District X - Port of Cagayan de Oro		372	283	655	1,139	560	204	167	208	1,139											
PS		321	146	467	569	127	156	119	167	569											
MOOE		51	137	188	184	47	48	48	41	184											
CO					386	386				386											
Region XI - Davao		532	840	1,372	970	309	228	191	242	970											
Collection District XII - Port of Davao		532	840	1,372	970	309	228	191	242	970											
PS		422	45	467	569	127	156	119	167	569											
MOOE		110	795	905	291	72	72	72	75	291											
CO					110	110				110											
Region XIII - CARAGA		87		87	93	22	23	23	25	93											
Collection District IX - Port of Surigao		87		87	93	22	23	23	25	93											
MOOE		87		87	93	22	23	23	25	93											
<b>Information communication and technology support services</b>	<b>101003010200000</b>	<b>70,403</b>	<b>165,960</b>	<b>236,363</b>	<b>318,639</b>	<b>68,293</b>	<b>80,574</b>	<b>78,262</b>	<b>91,510</b>	<b>318,639</b>											
National Capital Region (NCR)		70,403	165,960	236,363	318,639	68,293	80,574	78,262	91,510	318,639											
Central Office		70,403	165,960	236,363	318,639	68,293	80,574	78,262	91,510	318,639											
PS		21,268	7,433	28,701	36,352	8,014	10,001	7,689	10,648	36,352											
MOOE		49,135	158,527	207,662	282,287	60,279	70,573	70,573	80,862	282,287											
<b>Assessment and Collection Services</b>	<b>3010300000</b>	<b>418,861</b>	<b>280,971</b>	<b>699,832</b>	<b>685,245</b>	<b>167,634</b>	<b>178,563</b>	<b>149,167</b>	<b>189,881</b>	<b>685,245</b>											
<b>Examination and appraisal of imports</b>	<b>101003010300001</b>	<b>342,466</b>	<b>259,745</b>	<b>602,211</b>	<b>570,721</b>	<b>139,997</b>	<b>149,729</b>	<b>121,509</b>	<b>159,486</b>	<b>570,721</b>											
National Capital Region (NCR)		267,963	199,958	467,921	439,097	104,379	115,766	94,246	124,706	439,097											
Central Office		57,029	32,522	89,551	77,099	18,026	20,009	17,895	21,169	77,099											
PS		24,951	8,395	33,346	33,355	7,361	9,155	7,041	9,798	33,355											
MOOE		32,078	24,127	56,205	43,412	10,333	10,854	10,854	11,371	43,412											
CO					332	332				332											
Collection District II - A - Port of Manila		96,600	85,687	182,287	159,193	38,619	41,807	33,829	44,938	159,193											
PS		82,480	50,040	132,520	125,591	27,776	34,289	26,311	37,215	125,591											
MOOE		14,120	35,647	49,767	30,060	7,301	7,518	7,518	7,723	30,060											
CO					3,542	3,542				3,542											
Collection District II - B - Manila International Container		38,451	40,370	78,821	72,047	17,671	18,909	15,100	20,367	72,047											
PS		32,239	23,795	56,034	59,758	13,199	16,353	12,544	17,662	59,758											
MOOE		6,212	16,575	22,787	10,222	2,405	2,556	2,556	2,705	10,222											
CO					2,067	2,067				2,067											
Collection District III - Ninoy Aquino International Airport		75,883	41,379	117,262	130,758	30,063	35,041	27,422	38,232	130,758											
PS		71,606	37,160	108,766	121,185	26,879	32,928	25,309	36,069	121,185											
MOOE		4,277	4,219	8,496	8,448	2,059	2,113	2,113	2,163	8,448											
CO					1,125	1,125				1,125											
Region I - Ilocos		2,535	11,557	14,092	8,013	2,584	1,855	1,570	2,004	8,013											
Collection District I - Port of San Fernando		2,535	11,557	14,092	8,013	2,584	1,855	1,570	2,004	8,013											
PS		2,298	1,602	3,900	4,454	983	1,218	933	1,320	4,454											
MOOE		237	9,955	10,192	2,539	581	637	637	684	2,539											
CO					1,020	1,020				1,020											
Region II - Cagayan Valley		60	916	976	667	218	150	150	149	667											

Particulars	UACS CODE	Current Year's Obligation			Budget Year Obligation Program											
		Actual		Estimate	Total	Total	COMPREHENSIVE RELEASE					FOR LATER RELEASE(Negative List)				
		Jan.1-Sept.30	Oct.1-Dec.30				Q1	Q2	Q3	Q4	Sub Total	Q1	Q2	Q3	Q4	Sub Total
Collection District XV - Port of Aparri		60	916	976	667	218	150	150	149	667						
MOOE		60	916	976	592	143	150	150	149	592						
CO					75	75				75						
Region III - Central Luzon		4,944	7,401	12,345	9,225	2,747	2,167	2,057	2,254	9,225						
Collection District XIII - Port of Subic		2,506	4,083	6,589	3,465	938	850	795	882	3,465						
PS		1,379	147	1,526	819	183	225	170	241	819						
MOOE		1,127	3,936	5,063	2,496	605	625	625	641	2,496						
CO					150	150				150						
Collection District XIV - Port of Clark		1,536	2,390	3,926	3,649	1,253	786	786	824	3,649						
MOOE		1,536	2,390	3,926	3,139	743	786	786	824	3,139						
CO					510	510				510						
Collection District XVI - Port of Limay		902	928	1,830	2,111	556	531	476	548	2,111						
PS		516	629	1,145	843	184	232	177	250	843						
MOOE		386	299	685	1,193	297	299	299	298	1,193						
CO					75	75				75						
Region IVA - CALABARZON		6,757	3,394	10,151	8,299	2,565	1,932	1,741	2,061	8,299						
Collection District IV - Port of Batangas		6,757	3,394	10,151	8,299	2,565	1,932	1,741	2,061	8,299						
PS		4,317	465	4,782	3,044	678	829	638	899	3,044						
MOOE		2,440	2,929	5,369	4,400	1,032	1,103	1,103	1,162	4,400						
CO					855	855				855						
Region V - Bicol		3,038	1,754	4,792	4,351	1,164	1,093	912	1,182	4,351						
Collection District V - Port of Legaspi		3,038	1,754	4,792	4,351	1,164	1,093	912	1,182	4,351						
PS		2,090	1,114	3,204	2,894	644	785	604	861	2,894						
MOOE		948	640	1,588	1,232	295	308	308	321	1,232						
CO					225	225				225						
Region VI - Western Visayas		5,819	2,931	8,750	10,215	2,454	2,670	2,194	2,897	10,215						
Collection District VI - Port of Iloilo		5,819	2,931	8,750	10,215	2,454	2,670	2,194	2,897	10,215						
PS		4,313	1,291	5,604	7,485	1,657	2,043	1,567	2,218	7,485						
MOOE		1,506	1,640	3,146	2,505	572	627	627	679	2,505						
CO					225	225				225						
Region VII - Central Visayas		19,837	7,483	27,320	31,209	7,867	9,038	6,237	8,067	31,209						
Collection District VII - Port of Cebu		19,837	7,483	27,320	31,209	7,867	9,038	6,237	8,067	31,209						
PS		13,083	5,745	18,828	20,446	4,523	5,579	4,278	6,066	20,446						
MOOE		6,754	1,738	8,492	7,830	1,911	1,959	1,959	2,001	7,830						
CO					2,933	1,433	1,500			2,933						
Region VIII - Eastern Visayas		2,499	5,242	7,741	7,316	2,046	1,844	1,439	1,987	7,316						
Collection District VIII - Port of Tacloban		2,499	5,242	7,741	7,316	2,046	1,844	1,439	1,987	7,316						
PS		2,345	3,638	5,983	6,351	1,405	1,735	1,330	1,881	6,351						
MOOE		154	1,604	1,758	431	107	109	109	106	431						
CO					534	534				534						
Region IX - Zamboanga Peninsula		5,716	3,477	9,193	9,507	2,456	2,459	1,937	2,655	9,507						
Collection District XI - Port of Zamboanga		5,716	3,477	9,193	9,507	2,456	2,459	1,937	2,655	9,507						
PS		4,999	3,277	8,276	8,182	1,809	2,236	1,714	2,423	8,182						
MOOE		717	200	917	890	212	223	223	232	890						
CO					435	435				435						

Particulars	UACS CODE	Current Year's Obligation			Budget Year Obligation Program											
		Actual		Estimate	Total	Total	COMPREHENSIVE RELEASE					FOR LATER RELEASE(Negative List)				
		Jan.1-Sept.30	Oct.1-Dec.30				Q1	Q2	Q3	Q4	Sub Total	Q1	Q2	Q3	Q4	Sub Total
Region X - Northern Mindanao		8,954	7,083	16,037	15,177	4,233	3,789	3,100	4,055	15,177						
Collection District X - Port of Cagayan de Oro		8,954	7,083	16,037	15,177	4,233	3,789	3,100	4,055	15,177						
PS		6,269	4,077	10,346	10,784	2,384	2,948	2,259	3,193	10,784						
MOOE		2,685	3,006	5,691	3,353	809	841	841	862	3,353						
CO					1,040	1,040				1,040						
Region XI - Davao		11,406	4,634	16,040	21,845	5,918	5,433	4,678	5,816	21,845						
Collection District XII - Port of Davao		11,406	4,634	16,040	21,845	5,918	5,433	4,678	5,816	21,845						
PS		8,081	925	9,006	12,019	2,668	3,263	2,508	3,580	12,019						
MOOE		3,325	3,709	7,034	8,680	2,104	2,170	2,170	2,236	8,680						
CO					1,146	1,146				1,146						
Region XIII - CARAGA		2,938	3,915	6,853	5,800	1,366	1,533	1,248	1,653	5,800						
Collection District IX - Port of Surigao		2,938	3,915	6,853	5,800	1,366	1,533	1,248	1,653	5,800						
PS		1,669	2,869	4,538	4,494	994	1,224	939	1,337	4,494						
MOOE		1,269	1,046	2,315	1,231	297	309	309	316	1,231						
CO					75	75				75						
<b>Coordination of the activities of the export control units of</b>	<b>101003010300002</b>	<b>71,148</b>	<b>19,501</b>	<b>90,649</b>	<b>106,867</b>	<b>25,947</b>	<b>26,737</b>	<b>26,053</b>	<b>28,130</b>	<b>106,867</b>						
National Capital Region (NCR)		71,148	19,501	90,649	106,867	25,947	26,737	26,053	28,130	106,867						
Central Office		71,148	19,501	90,649	106,867	25,947	26,737	26,053	28,130	106,867						
PS		8,404	2,517	10,921	11,243	2,510	3,034	2,350	3,349	11,243						
MOOE		62,744	16,984	79,728	94,808	22,621	23,703	23,703	24,781	94,808						
CO					816	816				816						
<b>Evaluation and classification of importation</b>	<b>101003010300003</b>	<b>5,247</b>	<b>1,725</b>	<b>6,972</b>	<b>7,657</b>	<b>1,690</b>	<b>2,097</b>	<b>1,605</b>	<b>2,265</b>	<b>7,657</b>						
National Capital Region (NCR)		5,247	1,725	6,972	7,657	1,690	2,097	1,605	2,265	7,657						
Central Office		5,247	1,725	6,972	7,657	1,690	2,097	1,605	2,265	7,657						
PS		5,247	1,725	6,972	7,657	1,690	2,097	1,605	2,265	7,657						
<b>Surveillance and prevention of smuggling</b>	<b>101003010400000</b>	<b>181,389</b>	<b>191,482</b>	<b>372,871</b>	<b>1,072,610</b>	<b>521,737</b>	<b>320,499</b>	<b>102,679</b>	<b>127,695</b>	<b>1,072,610</b>						
National Capital Region (NCR)		144,966	176,652	321,618	1,008,676	502,802	305,046	90,428	110,400	1,008,676						
Central Office		97,538	116,611	214,149	901,943	473,396	278,593	69,700	80,254	901,943						
PS		62,465	52,858	115,323	112,574	25,469	29,870	23,569	33,666	112,574						
MOOE		35,073	63,753	98,826	184,518	45,668	46,131	46,131	46,588	184,518						
CO					604,851	402,259	202,592			604,851						
Collection District II - A - Port of Manila		26,343	50,673	77,016	72,908	18,598	18,545	14,473	21,292	72,908						
PS		25,524	49,582	75,106	69,095	15,583	18,280	14,208	21,024	69,095						
MOOE		819	1,091	1,910	1,061	263	265	265	268	1,061						
CO					2,752	2,752				2,752						
Collection District II - B - Manila International Container Port		12,591	3,566	16,157	17,271	5,715	3,965	3,151	4,440	17,271						
PS		11,631	1,809	13,440	13,526	3,036	3,610	2,796	4,084	13,526						
MOOE		960	1,757	2,717	1,421	355	355	355	356	1,421						
CO					2,324	2,324				2,324						
Collection District III - Ninoy Aquino International Airport		8,494	5,802	14,296	16,554	5,093	3,943	3,104	4,414	16,554						
PS		7,754	5,663	13,417	13,988	3,139	3,738	2,899	4,212	13,988						
MOOE		740	139	879	816	204	205	205	202	816						
CO					1,750	1,750				1,750						
Region I - Ilocos		2,078	2,051	4,129	7,137	1,926	1,802	1,402	2,007	7,137						
Collection District I - Port of San Fernando		2,078	2,051	4,129	7,137	1,926	1,802	1,402	2,007	7,137						



Particulars	UACS CODE	Current Year's Obligation			Budget Year Obligation Program										
		Actual	Estimate	Total	Total	COMPREHENSIVE RELEASE					FOR LATER RELEASE(Negative List)				
		Jan.1-Sept.30	Oct.1-Dec.30			Q1	Q2	Q3	Q4	Sub Total	Q1	Q2	Q3	Q4	Sub Total
PS		2,008	1,953	3,961	6,582	1,475	1,765	1,365	1,977	6,582					
MOOE		70	98	168	140	36	37	37	30	140					
CO					415	415				415					
Region II - Cagayan Valley		684	231	915	878	257	214	166	241	878					
Collection District XV - Port of Aparri		684	231	915	878	257	214	166	241	878					
PS		634	75	709	803	182	214	166	241	803					
MOOE		50	156	206											
CO					75	75				75					
Region III - Central Luzon		996	1,459	2,455	2,600	891	585	474	650	2,600					
Collection District XIII - Port of Subic		350	688	1,038	1,053	361	236	195	261	1,053					
PS		316	516	832	704	161	186	145	212	704					
MOOE		34	172	206	199	50	50	50	49	199					
CO					150	150				150					
Collection District XIV - Port of Clark		84	76	160	291	186	36	36	33	291					
MOOE		84	76	160	141	36	36	36	33	141					
CO					150	150				150					
Collection District XVI - Port of Limay		562	695	1,257	1,256	344	313	243	356	1,256					
PS		562	695	1,257	1,181	269	313	243	356	1,181					
CO					75	75				75					
Region IVA - CALABARZON		4,012	579	4,591	6,619	1,972	1,594	1,268	1,785	6,619					
Collection District IV - Port of Batangas		4,012	579	4,591	6,619	1,972	1,594	1,268	1,785	6,619					
PS		3,498	464	3,962	5,447	1,225	1,451	1,125	1,646	5,447					
MOOE		514	115	629	566	141	143	143	139	566					
CO					606	606				606					
Region V - Bicol		1,822	990	2,812	3,352	879	848	690	935	3,352					
Collection District V - Port of Legaspi		1,822	990	2,812	3,352	879	848	690	935	3,352					
PS		1,367	940	2,307	2,614	586	699	541	788	2,614					
MOOE		455	50	505	588	143	149	149	147	588					
CO					150	150				150					
Region VI - Western Visayas		2,778	564	3,342	5,084	1,263	1,313	1,038	1,470	5,084					
Collection District VI - Port of Iloilo		2,778	564	3,342	5,084	1,263	1,313	1,038	1,470	5,084					
PS		2,676	418	3,094	4,565	1,025	1,220	945	1,375	4,565					
MOOE		102	146	248	369	88	93	93	95	369					
CO					150	150				150					
Region VII - Central Visayas		6,395	966	7,361	10,521	3,373	2,463	1,977	2,708	10,521					
Collection District VII - Port of Cebu		6,395	966	7,361	10,521	3,373	2,463	1,977	2,708	10,521					
PS		5,507	698	6,205	7,930	1,772	2,133	1,647	2,378	7,930					
MOOE		888	268	1,156	1,318	328	330	330	330	1,318					
CO					1,273	1,273				1,273					
Region VIII - Eastern Visayas		1,584	1,768	3,352	3,230	1,138	718	557	817	3,230					
Collection District VIII - Port of Tacloban		1,584	1,768	3,352	3,230	1,138	718	557	817	3,230					
PS		1,584	1,504	3,088	2,699	607	718	557	817	2,699					
MOOE			264	264											
CO					531	531				531					
Region IX - Zamboanga Peninsula		617	1,030	1,647	2,358	810	532	416	600	2,358					

Particulars	UACS CODE	Current Year's Obligation			Budget Year Obligation Program										
		Actual		Total	Total	COMPREHENSIVE RELEASE					FOR LATER RELEASE(Negative List)				
		Jan.1-Sept.30	Oct.1-Dec.30			Q1	Q2	Q3	Q4	Sub Total	Q1	Q2	Q3	Q4	Sub Total
Collection District IV - Port of Batangas		3,420	432	3,852	3,400	836	875	688	1,001	3,400					
PS		3,306	409	3,715	3,192	722	844	657	969	3,192					
MOOE		114	23	137	123	29	31	31	32	123					
CO					85	85				85					
Region V - Bicol		457	307	764	869	202	228	192	247	869					
Collection District V - Port of Legaspi		457	307	764	869	202	228	192	247	869					
PS		195	307	502	568	129	152	116	171	568					
MOOE		262		262	301	73	76	76	76	301					
Region VII - Central Visayas		5,775	1,569	7,344	7,694	2,310	1,851	1,458	2,075	7,694					
Collection District VII - Port of Cebu		5,775	1,569	7,344	7,694	2,310	1,851	1,458	2,075	7,694					
PS		5,323	1,514	6,837	6,522	1,463	1,741	1,348	1,970	6,522					
MOOE		452	55	507	435	110	110	110	105	435					
CO					737	737				737					
Region VIII - Eastern Visayas		10	729	739	423	236	65	50	72	423					
Collection District VIII - Port of Tacloban		10	729	739	423	236	65	50	72	423					
PS		10	532	542	234	55	62	47	70	234					
MOOE			197	197	10	2	3	3	2	10					
CO					179	179				179					
Region IX - Zamboanga Peninsula		772	291	1,063	1,228	327	304	249	348	1,228					
Collection District XI - Port of Zamboanga		772	291	1,063	1,228	327	304	249	348	1,228					
PS		555	275	830	936	212	246	191	287	936					
MOOE		217	16	233	232	55	58	58	61	232					
CO					60	60				60					
Region X - Northern Mindanao		3,077	3,632	6,709	7,225	2,092	1,760	1,373	2,000	7,225					
Collection District X - Port of Cagayan de Oro		3,077	3,632	6,709	7,225	2,092	1,760	1,373	2,000	7,225					
PS		3,018	3,540	6,558	6,477	1,455	1,722	1,335	1,965	6,477					
MOOE		59	92	151	146	35	38	38	35	146					
CO					602	602				602					
Region XI - Davao		4,273	5,245	9,518	7,919	1,928	2,041	1,610	2,340	7,919					
Collection District XII - Port of Davao		4,273	5,245	9,518	7,919	1,928	2,041	1,610	2,340	7,919					
PS		4,057	4,672	8,729	7,352	1,660	1,941	1,510	2,241	7,352					
MOOE		216	573	789	397	98	100	100	99	397					
CO					170	170				170					
Region XIII - CARAGA		931	611	1,542	1,403	320	374	297	412	1,403					
Collection District IX - Port of Surigao		931	611	1,542	1,403	320	374	297	412	1,403					
PS		834	611	1,445	1,287	292	343	266	386	1,287					
MOOE		97		97	116	28	31	31	26	116					
<b>Locally-Funded Projects</b>	<b>4000000000</b>				<b>734,650</b>	<b>70,000</b>	<b>664,650</b>			<b>734,650</b>					
<b>Buildings and Other Structures</b>	<b>4010000000</b>				<b>320,000</b>	<b>70,000</b>	<b>250,000</b>			<b>320,000</b>					
Government Buildings	4010500000				320,000	70,000	250,000			320,000					
Construction of Customs Building at the Port of Cebu (Phase 2)	103004010500010				250,000		250,000			250,000					
Region VII - Central Visayas					250,000		250,000			250,000					
Collection District VII - Port of Cebu					250,000		250,000			250,000					
CO					250,000		250,000			250,000					
Construction of Customs Building at the Port of Legazpi	103004010500011				20,000	20,000				20,000					


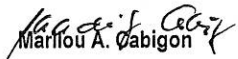



Particulars	UACS CODE	Current Year's Obligation			Budget Year Obligation Program										
		Actual	Estimate	Total	Total	COMPREHENSIVE RELEASE					FOR LATER RELEASE(Negative List)				
		Jan.1-Sept.30	Oct.1-Dec.30			Q1	Q2	Q3	Q4	Sub Total	Q1	Q2	Q3	Q4	Sub Total
Collection District VI - Port of Iloilo		188		188	187	47	47	47	46	187					
PS		188		188	187	47	47	47	46	187					
Region VII - Central Visayas		539		539	432	108	108	108	108	432					
Collection District VII - Port of Cebu		539		539	432	108	108	108	108	432					
PS		539		539	432	108	108	108	108	432					
Region VIII - Eastern Visayas		175	261	436	340	85	85	85	85	340					
Collection District VIII - Port of Tacloban		175	261	436	340	85	85	85	85	340					
PS		175	261	436	340	85	85	85	85	340					
Region IX - Zamboanga Peninsula		274	94	368	373	93	93	94	93	373					
Collection District XI - Port of Zamboanga		274	94	368	373	93	93	94	93	373					
PS		274	94	368	373	93	93	94	93	373					
Region X - Northern Mindanao		378	105	483	565	141	141	141	142	565					
Collection District X - Port of Cagayan de Oro		378	105	483	565	141	141	141	142	565					
PS		378	105	483	565	141	141	141	142	565					
Region XI - Davao		422	359	781	944	236	236	236	236	944					
Collection District XII - Port of Davao		422	359	781	944	236	236	236	236	944					
PS		422	359	781	944	236	236	236	236	944					
Region XIII - CARAGA		348	29	377	456	114	114	114	114	456					
Collection District IX - Port of Surigao		348	29	377	456	114	114	114	114	456					
PS		348	29	377	456	114	114	114	114	456					
<b>Operations</b>	<b>3000000000</b>	<b>54,403</b>	<b>32,466</b>	<b>86,869</b>	<b>83,478</b>	<b>20,871</b>	<b>20,871</b>	<b>20,871</b>	<b>20,865</b>	<b>83,478</b>					
<b>MFO 1: COLLECTION OF DUTIES AND TAXES</b>	<b>3010000000</b>	<b>54,403</b>	<b>32,466</b>	<b>86,869</b>	<b>83,478</b>	<b>20,871</b>	<b>20,871</b>	<b>20,871</b>	<b>20,865</b>	<b>83,478</b>					
<b>Legal Services</b>	<b>101003010100000</b>	<b>6,331</b>	<b>2,949</b>	<b>9,280</b>	<b>8,965</b>	<b>2,242</b>	<b>2,242</b>	<b>2,242</b>	<b>2,239</b>	<b>8,965</b>					
National Capital Region (NCR)		5,972	2,919	8,891	8,613	2,153	2,153	2,153	2,154	8,613					
Central Office		5,810	2,916	8,726	8,413	2,103	2,103	2,103	2,104	8,413					
PS		5,810	2,916	8,726	8,413	2,103	2,103	2,103	2,104	8,413					
Collection District III - Ninoy Aquino International Airport		162	3	165	200	50	50	50	50	200					
PS		162	3	165	200	50	50	50	50	200					
Region III - Central Luzon		261		261	244	61	61	61	61	244					
Collection District XIII - Port of Subic		261		261	244	61	61	61	61	244					
PS		261		261	244	61	61	61	61	244					
Region IVA - CALABARZON		16	18	34											
Collection District IV - Port of Batangas		16	18	34											
PS		16	18	34											
Region X - Northern Mindanao		35	12	47	54	14	14	14	12	54					
Collection District X - Port of Cagayan de Oro		35	12	47	54	14	14	14	12	54					
PS		35	12	47	54	14	14	14	12	54					
Region XI - Davao		47		47	54	14	14	14	12	54					
Collection District XII - Port of Davao		47		47	54	14	14	14	12	54					
PS		47		47	54	14	14	14	12	54					
Information communication and technology support services	101003010200000	1,780	938	2,718	3,329	832	832	832	833	3,329					
National Capital Region (NCR)		1,780	938	2,718	3,329	832	832	832	833	3,329					
Central Office		1,780	938	2,718	3,329	832	832	832	833	3,329					
PS		1,780	938	2,718	3,329	832	832	832	833	3,329					
Assessment and Collection Services	3010300000	27,519	13,321	40,840	40,167	10,041	10,041	10,041	10,044	40,167					

Particulars	UACS CODE	Current Year's Obligation			Budget Year Obligation Program										
		Actual	Estimate	Total	Total	COMPREHENSIVE RELEASE					FOR LATER RELEASE(Negative List)				
		Jan.1-Sept.30	Oct.1-Dec.30			Q1	Q2	Q3	Q4	Sub Total	Q1	Q2	Q3	Q4	Sub Total
Examination and appraisal of imports	101003010300001	26,473	12,692	39,165	38,473	9,618	9,618	9,618	9,619	38,473					
National Capital Region (NCR)		21,154	10,558	31,712	30,990	7,747	7,747	7,747	7,749	30,990					
Central Office		2,131	1,030	3,161	3,045	761	761	761	762	3,045					
PS		2,131	1,030	3,161	3,045	761	761	761	762	3,045					
Collection District II - A - Port of Manila		8,134	4,602	12,736	11,489	2,872	2,872	2,872	2,873	11,489					
PS		8,134	4,602	12,736	11,489	2,872	2,872	2,872	2,873	11,489					
Collection District II - B - Manila International Container		3,370	2,046	5,416	5,485	1,371	1,371	1,371	1,372	5,485					
PS		3,370	2,046	5,416	5,485	1,371	1,371	1,371	1,372	5,485					
Collection District III - Ninoy Aquino International Airport		7,519	2,880	10,399	10,971	2,743	2,743	2,743	2,742	10,971					
PS		7,519	2,880	10,399	10,971	2,743	2,743	2,743	2,742	10,971					
Region I - Ilocos		241	140	381	411	103	103	103	102	411					
Collection District I - Port of San Fernando		241	140	381	411	103	103	103	102	411					
PS		241	140	381	411	103	103	103	102	411					
Region III - Central Luzon		115	146	261	152	38	38	38	38	152					
Collection District XIII - Port of Subic		61	88	149	75	19	19	19	18	75					
PS		61	88	149	75	19	19	19	18	75					
Collection District XVI - Port of Limay		54	58	112	77	19	19	19	20	77					
PS		54	58	112	77	19	19	19	20	77					
Region IVA - CALABARZON		449	10	459	276	69	69	69	69	276					
Collection District IV - Port of Batangas		449	10	459	276	69	69	69	69	276					
PS		449	10	459	276	69	69	69	69	276					
Region V - Bicol		199	111	310	261	65	65	65	66	261					
Collection District V - Port of Legaspi		199	111	310	261	65	65	65	66	261					
PS		199	111	310	261	65	65	65	66	261					
Region VI - Western Visayas		446	94	540	685	171	171	171	172	685					
Collection District VI - Port of Iloilo		446	94	540	685	171	171	171	172	685					
PS		446	94	540	685	171	171	171	172	685					
Region VII - Central Visayas		1,464	355	1,819	1,873	468	468	468	469	1,873					
Collection District VII - Port of Cebu		1,464	355	1,819	1,873	468	468	468	469	1,873					
PS		1,464	355	1,819	1,873	468	468	468	469	1,873					
Region VIII - Eastern Visayas		240	342	582	583	146	146	146	145	583					
Collection District VIII - Port of Tacloban		240	342	582	583	146	146	146	145	583					
PS		240	342	582	583	146	146	146	145	583					
Region IX - Zamboanga Peninsula		467	334	801	752	188	188	188	188	752					
Collection District XI - Port of Zamboanga		467	334	801	752	188	188	188	188	752					
PS		467	334	801	752	188	188	188	188	752					
Region X - Northern Mindanao		661	344	1,005	992	248	248	248	248	992					
Collection District X - Port of Cagayan de Oro		661	344	1,005	992	248	248	248	248	992					
PS		661	344	1,005	992	248	248	248	248	992					
Region XI - Davao		853	5	858	1,087	272	272	272	271	1,087					
Collection District XII - Port of Davao		853	5	858	1,087	272	272	272	271	1,087					
PS		853	5	858	1,087	272	272	272	271	1,087					
Region XIII - CARAGA		184	253	437	411	103	103	103	102	411					
Collection District IX - Port of Surigao		184	253	437	411	103	103	103	102	411					
PS		184	253	437	411	103	103	103	102	411					

Particulars	UACS CODE	Current Year's Obligation			Budget Year Obligation Program										
		Actual	Estimate	Total	Total	COMPREHENSIVE RELEASE					FOR LATER RELEASE(Negative List)				
		Jan.1-Sept.30	Oct.1-Dec.30			Q1	Q2	Q3	Q4	Sub Total	Q1	Q2	Q3	Q4	Sub Total
Collection District XI - Port of Zamboanga		57	85	142	167	42	42	42	41	167					
PS		57	85	142	167	42	42	42	41	167					
Region X - Northern Mindanao		733	255	988	948	237	237	237	237	948					
Collection District X - Port of Cagayan de Oro		733	255	988	948	237	237	237	237	948					
PS		733	255	988	948	237	237	237	237	948					
Region XI - Davao		499	2	501	419	105	105	105	104	419					
Collection District XII - Port of Davao		499	2	501	419	105	105	105	104	419					
PS		499	2	501	419	105	105	105	104	419					
Region XIII - CARAGA		256		256	248	62	62	62	62	248					
Collection District IX - Port of Surigao		256		256	248	62	62	62	62	248					
PS		256		256	248	62	62	62	62	248					
<b>Warehousing Services</b>	<b>101003010500000</b>	<b>7,393</b>	<b>3,543</b>	<b>10,936</b>	<b>9,087</b>	<b>2,274</b>	<b>2,274</b>	<b>2,274</b>	<b>2,265</b>	<b>9,087</b>					
National Capital Region (NCR)		5,693	2,532	8,225	6,749	1,688	1,688	1,688	1,685	6,749					
Collection District II - A - Port of Manila		3,811	1,932	5,743	4,598	1,150	1,150	1,150	1,148	4,598					
PS		3,811	1,932	5,743	4,598	1,150	1,150	1,150	1,148	4,598					
Collection District II - B - Manila International Container Port		619	77	696	717	179	179	179	180	717					
PS		619	77	696	717	179	179	179	180	717					
Collection District III - Ninoy Aquino International Airport		1,263	523	1,786	1,434	359	359	359	357	1,434					
PS		1,263	523	1,786	1,434	359	359	359	357	1,434					
Region II - Cagayan Valley		5	24	29											
Collection District XV - Port of Aparri		5	24	29											
PS		5	24	29											
Region III - Central Luzon			55	55	67	17	17	17	16	67					
Collection District XIII - Port of Subic			55	55	67	17	17	17	16	67					
PS			55	55	67	17	17	17	16	67					
Region IVA - CALABARZON		329		329	270	68	68	68	66	270					
Collection District IV - Port of Batangas		329		329	270	68	68	68	66	270					
PS		329		329	270	68	68	68	66	270					
Region V - Bicol		19	27	46	49	12	12	12	13	49					
Collection District V - Port of Legaspi		19	27	46	49	12	12	12	13	49					
PS		19	27	46	49	12	12	12	13	49					
Region VII - Central Visayas		503	122	625	566	142	142	142	140	566					
Collection District VII - Port of Cebu		503	122	625	566	142	142	142	140	566					
PS		503	122	625	566	142	142	142	140	566					
Region VIII - Eastern Visayas			50	50	20	5	5	5	5	20					
Collection District VIII - Port of Tacloban			50	50	20	5	5	5	5	20					
PS			50	50	20	5	5	5	5	20					
Region IX - Zamboanga Peninsula		54	19	73	78	20	20	20	18	78					
Collection District XI - Port of Zamboanga		54	19	73	78	20	20	20	18	78					
PS		54	19	73	78	20	20	20	18	78					
Region X - Northern Mindanao		298	297	595	557	139	139	139	140	557					
Collection District X - Port of Cagayan de Oro		298	297	595	557	139	139	139	140	557					
PS		298	297	595	557	139	139	139	140	557					
Region XI - Davao		399	379	778	621	155	155	155	156	621					
Collection District XII - Port of Davao		399	379	778	621	155	155	155	156	621					



Particulars	UACS CODE	Current Year's Obligation			Budget Year Obligation Program										
		Actual	Estimate	Total	Total	COMPREHENSIVE RELEASE					FOR LATER RELEASE(Negative List)				
		Jan.1-Sept.30	Oct.1-Dec.30			Q1	Q2	Q3	Q4	Sub Total	Q1	Q2	Q3	Q4	Sub Total
PS		399	379	778	621	155	155	155	156	621					
Region XIII - CARAGA		93	38	131	110	28	28	28	26	110					
Collection District IX - Port of Surigao		93	38	131	110	28	28	28	26	110					
PS		93	38	131	110	28	28	28	26	110					
<b>Non-Intrusive Container Inspection System Project Fund</b>	<b>104339</b>		<b>308,504</b>	<b>308,504</b>	<b>297,428</b>									<b>297,428</b>	<b>297,428</b>
Operations	3000000000		308,504	308,504	297,428									297,428	297,428
MFO 1: COLLECTION OF DUTIES AND TAXES	3010000000		308,504	308,504	297,428									297,428	297,428
Assessment and Collection Services	3010300000		308,504	308,504	297,428									297,428	297,428
Examination and appraisal of imports	101003010300001		308,504	308,504	297,428									297,428	297,428
National Capital Region (NCR)			308,504	308,504	297,428									297,428	297,428
Central Office			308,504	308,504	297,428									297,428	297,428
MOOE			308,504	308,504	297,428									297,428	297,428
<b>Super Green Lane Trust Fund</b>	<b>104340</b>	<b>65,000</b>		<b>65,000</b>	<b>50,000</b>								<b>50,000</b>		<b>50,000</b>
Operations	3000000000	65,000		65,000	50,000								50,000		50,000
MFO 1: COLLECTION OF DUTIES AND TAXES	3010000000	65,000		65,000	50,000								50,000		50,000
Assessment and Collection Services	3010300000	65,000		65,000	50,000								50,000		50,000
Examination and appraisal of imports	101003010300001	65,000		65,000	50,000								50,000		50,000
National Capital Region (NCR)		65,000		65,000	50,000								50,000		50,000
Central Office		65,000		65,000	50,000								50,000		50,000
MOOE		65,000		65,000	50,000								50,000		50,000
<b>Recapitulation by MFO:</b>		<b>956,547</b>	<b>1,079,566</b>	<b>2,036,113</b>	<b>2,766,582</b>	<b>839,662</b>	<b>668,636</b>	<b>406,570</b>	<b>504,286</b>	<b>2,419,154</b>	<b>50,000</b>	<b>297,428</b>	<b>347,428</b>		
MFO 1: COLLECTION OF DUTIES AND TAXES	3010000000	956,547	1,079,566	2,036,113	2,766,582	839,662	668,636	406,570	504,286	2,419,154	50,000	297,428	347,428		
Prepared By:	In coordination with:					Approved By:									
 Genie A. Felisario Budget Officer III Date:	 Marlou A. Fabigon Assistant Chief, Budget Division Date:					 Rafael M. Crisol, Jr. Chief, Budget Division Date:									