

BUREAU OF CUSTOMS
Financial Performance Report
As of MARCH 31, 2015
ALL FUNDS
In Thousand Pesos


1. EXPENDITURES													
FUND SOURCE	FY 2015 APPROPRIATIONS (Full Year)	ALLOTMENT RECEIVED					OBLIGATIONS INCURRED					UTILIZATION RATE (In %)	REMARKS
		PS	MOOE	CO	SAGF	TOTAL	PS	MOOE	CO	SAGF	TOTAL		
		As of March 31, 2015											
Current Year Budget	10,073,128	1,228,697	1,396,267	581,219	0	3,206,183	337,425	82,671	0	0	420,096	13.10	
Agency Specific Budget	9,922,865	1,078,434	1,396,267	581,219	0	3,055,920	263,785	82,671	0	0	346,456	11.34	
Special Purpose Funds (Terminal Leave)	50,112	50,112				50,112	50,112				50,112	100.00	
MPBF (PBB)						0					0	0.00	
PEI													
Automatic Appropriation	100,151	100,151				100,151	23,528				23,528	23.49	
Continuing Appropriation	318,050	0	318,050	0	0	318,050	0	705	0	0	705	0.22	
Regular Appropriation - MOOE RA 10633	318,050		318,050			318,050		705			705	0.22	
						0					0		
TOTAL	10,391,178	1,228,697	1,714,317	581,219	0	3,524,233	337,425	83,376	0	0	420,801	11.94	
OF WHICH:													
A. Key Result Areas (KRA)													
I Anti-Corruption/Transparent, Accountable and Participatory Governance	86,025	35,007	50,918	100	0	86,025	10,224	1,448	0	0	11,672	13.57	
a. BOC Integrity Action Plan	31,350		31,350			31,350		1,322			1,322	4.22	
b. Anti-Smuggling Program	54,675	35,007	19,568	100		54,675	10,224	126			10,350	18.93	
III Rapid, Inclusive and Sustained Economic Growth													
a. Revenue Generation	9,961,035	1,025,690	1,487,281	581,119	0	3,094,090	248,146	68,336	0	0	316,482	10.23	
Regular Appropriations	9,642,985	1,025,690	1,169,231	581,119	0	2,776,040	248,146	67,631	0	0	315,777	11.38	
Continuing Appropriations	318,050		318,050		0	318,050		705		0	705	0.22	
B. Ease of Doing Business Targets													
I. Trading Across Borders	193,855	17,737	176,118	0	0	193,855	5,415	13,592	0	0	19,007	9.80	
TOTAL	10,240,915	1,078,434	1,714,317	581,219	0	3,373,970	263,785	83,376	0	0	347,161	10.29	

II. DISBURSEMENTS


DISBURSEMENT AUTHORITY	DISBURSEMENT AUTHORITIES							DISBURSEMENT RATE			REMARKS		
	FY 2015 CASH PROGRAM		RECEIVED/ ISSUED	ACTUAL DISBURSEMENTS				(In %)					
	FULL YEAR	Jan - March		PS	MOOE	CO	TOTAL						
Notice of Cash Allocation (NCA) for: Current Year	2,574,852	506,492			310,739	109,049		419,788			83%		
Prior Year's A/Ps								-					
Non-Cash Availment Authority													
Cash Disbursement Ceiling													
Tax Remittance Advice					8,824	3,408		12,232					
TOTAL	2,574,852	506,492			-	319,563	112,457	-	432,020				

Note: NCAs net of Trust Liabilities

CERTIFIED CORRECT:

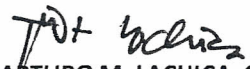

ADELINA M. BAURA
 Head, Cashier's Unit


RAFAEL M. CRISOL, JR.
 Head, Budget Unit


ALFREDO A. PALMA
 Head, Accounting Unit

NOTED BY:


JOSE A. ABUNDO
 Director III - Financial Management Office


ARTURO M. LACHICA, CESO II
 Deputy Commissioner, Internal Administration Group