


BUREAU OF CUSTOMS
Financial Performance Report
As of DECEMBER 31, 2015
ALL FUNDS
In Thousand Pesos


1. EXPENDITURES														
FUND SOURCE	FY 2015 APPROPRIATIONS (Full Year)	ALLOTMENT RECEIVED					OBLIGATIONS INCURRED					UTILIZATION RATE (In %)	REMARKS	
		PS	MOOE	CO	SAGF	TOTAL	PS	MOOE	CO	SAGF	TOTAL			
		As of December 31, 2015												
Current Year Budget	10,290,432	1,446,001	1,396,267	300,335	148,714	3,291,317	1,446,001	608,049	259,120	148,714	2,461,884	74.80%		
Agency Specific Budget	9,922,865	1,078,434	1,396,267	300,335	148,714	2,923,750	1,078,434	608,049	259,120	148,714	2,094,317	71.63%		
Special Purpose Funds (Terminal Leave)	152,751	152,751				152,751	152,751				152,751	100.00%		
MPBF (PBB)	55,502	55,502				55,502	55,502				55,502	100.00%		
PEI	59,163	59,163				59,163	59,163				59,163	100.00%		
Automatic Appropriation	100,151	100,151				100,151	100,151				100,151	100.00%		
Continuing Appropriation	318,050	0	318,050	0	0	318,050	0	3,875	0	0	3,875	1.22%		
Regular Appropriation - MOOE RA 10633	318,050		318,050			318,050		3,875			3,875	1.22%		
						0					0			
TOTAL	10,608,482	1,446,001	1,714,317	300,335	148,714	3,609,367	1,446,001	611,924	259,120	148,714	2,465,759	68.32%		
OF WHICH:														
A. Key Result Areas (KRA)														
I	Anti-Corruption/Transparent, Accountable and Participatory Governance	86,025	35,007	50,918	100	0	86,025	35,007	23,861	100	0	58,968	68.55%	
a.	BOC Integrity Action Plan	31,350		31,350			31,350		4,293			4,293	13.69%	
b.	Anti-Smuggling Program (RATS)	54,675	35,007	19,568	100		54,675	35,007	19,568	100		54,675	100.00%	
III	Rapid, Inclusive and Sustained Economic Growth													
a.	Revenue Generation	9,961,035	1,025,690	1,487,281	300,235	148,714	2,961,920	1,025,690	508,605	259,020	148,714	1,942,029	65.57%	
Regular Appropriations		9,642,985	1,025,690	1,169,231	300,235	148,714	2,643,870	1,025,690	504,730	259,020	148,714	1,938,154	73.31%	
Continuing Appropriations		318,050		318,050		0	318,050		3,875		0	3,875	1.22%	
B. Ease of Doing Business Targets														
I.	Trading Across Borders	193,855	17,737	176,118	0	0	193,855	17,737	79,458	0	0	97,195	50.14%	
TOTAL		10,240,915	1,078,434	1,714,317	300,335	148,714	3,241,800	1,078,434	611,924	259,120	148,714	2,098,192	64.72%	


II. DISBURSEMENTS

DISBURSEMENT AUTHORITY	DISBURSEMENT AUTHORITIES								DISBURSEMENT RATE			REMARKS
	FY 2015 CASH PROGRAM		RECEIVED/ ISSUED	ACTUAL DISBURSEMENTS					RATE			
	FULL YEAR	Jan - Dec		PS	MOOE	CO	TOTAL	(In %)				
				As of December 31, 2015								
Notice of Cash Allocation (NCA) for:												
Current Year	2,574,852	2,557,757			1,138,440	556,383	5,465	1,700,288				
Prior Year's A/Ps		224			44,934	81,912	136,055	262,901				
TOTAL		2,557,981			1,183,374	638,295	141,520	1,963,189			77%	
Non-Cash Availment Authority												
Cash Disbursement Ceiling												
Tax Remittance Advice					71,578	20,234		91,812				
TOTAL	2,574,852	2,557,981		-	1,254,952	658,529	141,520	2,055,001				
Note: NCAs net of Trust Liabilities												


CERTIFIED CORRECT:


ADELINA M. BAURA
 Head, Cashier's Unit


RAFAEL M. CRISOL, JR.
 Head, Budget Unit


ALFREDO A. PALMA
 Head, Accounting Unit

APPROVED:


EXEQUIEL C. CEMPRON
 OIC, Deputy Commissioner
 Internal Administration Group