
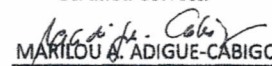



Department of Finance  
**BUREAU OF CUSTOMS**  
 Financial Performance Report  
 As of **NOVEMBER 30, 2012**  
**ALL FUNDS**  
 In Thousand Pesos

1. EXPENDITURES													
FUND SOURCE	FY 2012 APPROPRIATIONS (Full Year)	ALLOTMENT RECEIVED					OBLIGATIONS INCURRED					UTILIZATION RATE (In %)	REMARKS
		PS	MOOE	CO	SAGF	TOTAL	PS	MOOE	CO	SAGF	TOTAL		
		As of November 30, 2012											
Current Year Budget													
Agency Specific Budget	9,344,530	1,061,964	762,482	740,240	235,017	2,799,703	1,058,889	486,800	54,242	213,708	1,813,639	64.78	
Special Purpose Funds ( Terminal Leave/RG/3rd Tranche/PEI)	185,536	185,536				185,536	185,536				185,536	100.00	
Automatic Appropriation	96,743	96,743				96,743	96,743				96,743	100.00	
Continuing Appropriation													
Unobligated Allotment as of 12/31/11	338,913		144,451	192,640	1,822	338,913		26,198	0	23	26,221	7.74	P98M Subject for Re-alignment
<b>TOTAL</b>	<b>9,965,722</b>	<b>1,344,243</b>	<b>906,933</b>	<b>932,880</b>	<b>236,839</b>	<b>3,420,895</b>	<b>1,341,168</b>	<b>512,998</b>	<b>54,242</b>	<b>213,731</b>	<b>2,122,139</b>		
OF WHICH:													
Key Program/Projects													
I Anti-Corruption/Transparent, Accountable and Participatory Governance													
MPP 1 - BOC Integrity Action Plan	10,400		10,400			10,400		9,642			9,642	92.71	
III Rapid, Inclusive and Sustained Economic Growth													
MPP 1 - Enhanced Revenue Collection	9,673,043	1,061,964	896,533	932,880	236,839	3,128,216	1,058,889	503,356	54,242	213,731	1,830,218	58.51	
Regular Appropriations	9,334,130	1,061,964	752,082	740,240	235,017	2,789,303	1,058,889	477,158	54,242	213,708	1,803,997	64.68	
Continuing Appropriations	338,913		144,451	192,640	1,822	338,913		26,198	0	23	26,221	7.74	
<b>TOTAL</b>	<b>9,683,443</b>	<b>1,061,964</b>	<b>906,933</b>	<b>932,880</b>	<b>236,839</b>	<b>3,138,616</b>	<b>1,058,889</b>	<b>512,998</b>	<b>54,242</b>	<b>213,731</b>	<b>1,839,860</b>		
II. DISBURSEMENTS													
DISBURSEMENT AUTHORITY	FY 2012 CASH PROGRAM		DISBURSEMENT AUTHORITIES RECEIVED/ ISSUED	ACTUAL DISBURSEMENTS				DISBURSEMENT RATE (In %)	REMARKS				
	FULL YEAR	JANUARY-NOVEMBER		PS	MOOE	CO	TOTAL						
	As of November 30, 2012												
Notice of Cash Allocation (NCA) for:													
Current Year	9,296,034	2,137,176				1,225,317	742,397	54,716	2,022,430	95%			
Prior Year's A/Ps		44,854				6,209	37,619		43,828	98%			
Non-Cash Availment Authority													
Cash Disbursement Ceiling													
Tax Remittance Advice						74,229	28,470		102,699				
<b>TOTAL</b>	<b>9,296,034</b>	<b>2,182,030</b>				<b>1,305,755</b>	<b>808,486</b>	<b>54,716</b>	<b>2,168,957</b>				
Note: NCAs net of Trust Liabilities													
APPROVED BY:			Certified Correct:										
<u>ATTY. JUAN LORENZO T. TAÑADA</u> Deputy Commissioner, Internal Administration Group			 <u>WILNORA L. CAWILE</u> Head, Cashier's Unit				 <u>MARILOU A. ADIGUE-CABIGON</u> Head, Budget Unit				 <u>ALFREDO A. PALMA</u> Head, Accounting Unit		