




FY 2018 QUARTERLY PHYSICAL REPORT OF OPERATION
As of June 30, 2018
(REVISED)

Department : Department of Finance
Agency : Bureau of Customs
Operating Unit :
Organization Code : 11-002-00-00000

x	Current Year Appropriations
	Supplemental Appropriations
	Continuing Appropriations
	Off-Budget Account

Particulars	Responsible Offices	Unit of Measures	Physical Targets					Physical Accomplishments					Variance	Remarks
			1st Quarter	2nd Quarter	3rd Quarter	4th Quarter	Total	1st Quarter	2nd Quarter	3rd Quarter	4th Quarter	Total		
1	2	3	4	5	6	7	8=(4+5+6+7)	9	10	11	12	13=(9+10+11+12)	14	15
I. Operations														
CUSTOMS REVENUE ENHANCEMENT PROGRAM														
Outcome Indicators														
1. Percentage increase in revenue collection	Financial Service		44.1%	47.1%	42.3%	34.9%	59.9%	24.7%	41.2%					June collection is still preliminary
2. Proper/efficient examination and appraisal of imported goods resulted to additional revenues	Port Operations Service		4.65%	4.65%	4.65%	4.65%	4.65%	2.10%	1.94%					
3. Apprehension of smuggling activities	Enforcement Group		10	20	20	10	60	19	158					
Output Indicators														
1. Amount of duties and taxes collected and percentage to BESF targets	Financial Service		150,114	156,155	161,638	169,172	P637,079M	P129,798M	P149,872M					
2. Percentage of imported goods cleared within ten (10) days from filing of import declaration	Port Operations Service		96.30%	92.31%	98.91%	98.91%	96.61%	96%	85%					
3. Number of cases filed under the Bureau's Action Team Against Smugglers (BATAS) Program within fifteen (15) days	Legal Service		6	6	6	6	24 cases	5 cases	8 cases					
CUSTOMS BORDER PROTECTION AND CARGO CONTROL AND CLEARANCE PROGRAM														
Outcome Indicators														
1. Percentage of enforcement actions undertaken resulting to seizures	IG/EG		2%	2%	2%	2%	2%	7.91%	47%					
2. Percentage of cargo clearance process improved	Port Operations Service		6%	6%	6%	6%	6%	-1%	-2%					
3. Apprehension of anti-social goods from illegal drugs, counterfeit goods, product of environment crimes, etc.	IG/EG		5	15	15	15	50	13	158					<p>In order to safeguard revenue collection and to intensify campaign against smuggling, Memorandum dated September 28, 2017 on the Mandatory X-ray Inspection of All Shipments tagged as RED and adjustment in the parameter threshold in the Selectivity System. Although subsequent memoranda were issued providing exemption thereto, it has increased the cargo clearance processing time of cargoes</p>



Particulars	Responsible Offices	Unit of Measures	Physical Targets					Physical Accomplishments					Variance	Remarks
			1st Quarter	2nd Quarter	3rd Quarter	4th Quarter	Total	1st Quarter	2nd Quarter	3rd Quarter	4th Quarter	Total		
Output Indicators														
1. Number of enforcement actions (alerts) undertaken	IG/EG		120	250	283	225	878	1,577	1,267					
2. Percentage of shipment selected and physically examined or x-rayed	X-ray Inspection Project		2%	2%	2%	2%	2%	2%	2%					
3. Number of cases of anti-social goods seized	IG/EG		5	15	15	15	50	2	118					
Prepared by:  RAFAEL M. CRISOL, JR. Chief, Budget Division Date:														
Approved by:  GLADYS F. ROSALES, CESE Deputy Commissioner, IAG Date:														