



# MIDYEAR

ACCOMPLISHMENT REPORT

# 2021



# CONTENTS

## Revenue Collection (pp 2-5)

- Midyear 2021 Revenue Collection
- Additional Revenue Collected
- Donations to NGAs

## Trade Facilitation (pp 6-16)

- Implementation of the Philippine Customs Modernization Program
- ICT Systems Developed
- National Single Window
- Released PPE & Covid-19 Vaccines
- Processed Customs Accreditation
- Disposal of Overstaying Containers
- Yard Utilization Rate
- Time Release Study
- Efficiency in Trade Facilitation
- Growth in Trade Facilitation
- Online Tickets Processed
- ASEAN Directors-General of Customs

## Border Protection (pp 17-24)

- Seized Smuggled Goods
- Intensified Intelligence & Enforcement Operations
- Intensified Examination and Port Inspection
- Drug Busts
- Condemned Forfeited Goods
- Cases Filed against Unscrupulous Stakeholders
- Revoked Customs Accreditations
- Fuel Marking Program Implementation

## Anti-Graft and Corruption Efforts (pp 25-29)

- BOC Anti-Corruption Manifesto
- Action Against Errant Employees
- Enhanced Feedback Mechanism
- ISO Certification of Offices & Ports

## 10-Point Priority Program (pp 30-33)

- Status & Updates





REVENUE

COLLECTION

## 2021 Midyear Revenue Collection

BOC posted a total collection of P302.026 Billion from January 1 to June 30, 2021. This is 3.5% or P10.193 Billion over the target for the period.

Collection Performance	Jan-Jun 2021			Collection vs Target		2021 Collection vs 2020 Collection	
	Jan-Jun 2021 Collection	Jan-Jun 2021 Target	Jan-Jun 2020 Collection	Amount	%	Amount	%
Cash	301.600	291.833	251.325	9.767	3.3	50.274	20.0
TEF	0.427	0.0	1.766	0.427	0.0	-1.339	-75.8
<b>Total</b>	<b>302.026</b>	<b>291.833</b>	<b>253.091</b>	<b>10.193</b>	<b>3.5</b>	<b>48.935</b>	<b>19.3</b>

# 103.5%

Collection Efficiency

## Monthly Collection Performance

Target revenue collections in 2021 broken down by month highlight the consistent performance in achieving targets.

Monthly Revenue Collection January 2021 - June 2021			
Month	Actual	Target	Target vs Actual
January	47.270	47.270	100.00%
February	47.185	47.185	100.00%
March	54.727	54.727	100.00%
April	51.781	49.200	104.22%
May	48.617	46.276	106.61%
June	52.447	47.175	111.17%


# ADDITIONAL REVENUE COLLECTED

The BOC collected P279.5 million additional revenue from Public Auctions conducted from January to June 2021.

The BOC also generated additional P540.56 million customs duties and taxes through intensified post-clearance audit efforts.

Collection from Public Auctions January - June 2021	
Port	Total Proceeds
POM	54,406,875.00
MICP	186,979,163.00
Batangas	6,440,640.64
Cebu	8,087,900.00
Zamboanga	750,200.00
Davao	16,631,642.00
Subic	6,041,500.00
Clark	182,100.00
<b>TOTAL</b>	<b>P279,520,020.64</b>

Collection from Post-Clearance Audits January - June 2021	
Audit Notification Letter (ANL)	Prior Disclosure Program (PDP)
152 Issued	76 Applications
16 Companies Approved	29 Applications Approved
P57,232,675.05	P483,328,226.96
<b>TOTAL: P540,560,902.01</b>	







# 1,762

Electronic Devices,  
School Bags, Books,  
Shoes from Port of  
NAIA

# 5,038

Electronic Devices  
from Port of Clark

# DONATION TO NATIONAL GOVERNMENT AGENCIES

The Bureau of Customs donated gadgets, school bags, educational books, and shoes to the Department of Education (DepEd) for use in the online learning program.

The donations were part of the seized items by the Port of Clark and Port of NAIA.



# TRADE FACILITATION



# GROWTH IN TRADE FACILITATION

2021

Trade facilitation score of 86.02%

Transparency: 100%; Formalities: 100%;  
Institutional Arrangement and Cooperation:  
77.78%; Paperless Trade: 85.19%; Cross-Border  
Paperless Trade: 61.11%.



2019

Trade facilitation score of 80.65%

Transparency: 100%; Formalities: 100%;  
Institutional Arrangement and Cooperation:  
55.56%; Paperless Trade: 77.78%; Cross-Border  
Paperless Trade: 55.56%.



2017

Trade facilitation score of 69.89%

Transparency: 93.33%; Formalities: 87.5%;  
Institutional Arrangement and Cooperation:  
55.56%; Paperless Trade: 70.37%; Cross-Border  
Paperless Trade: 33.33%.



2015

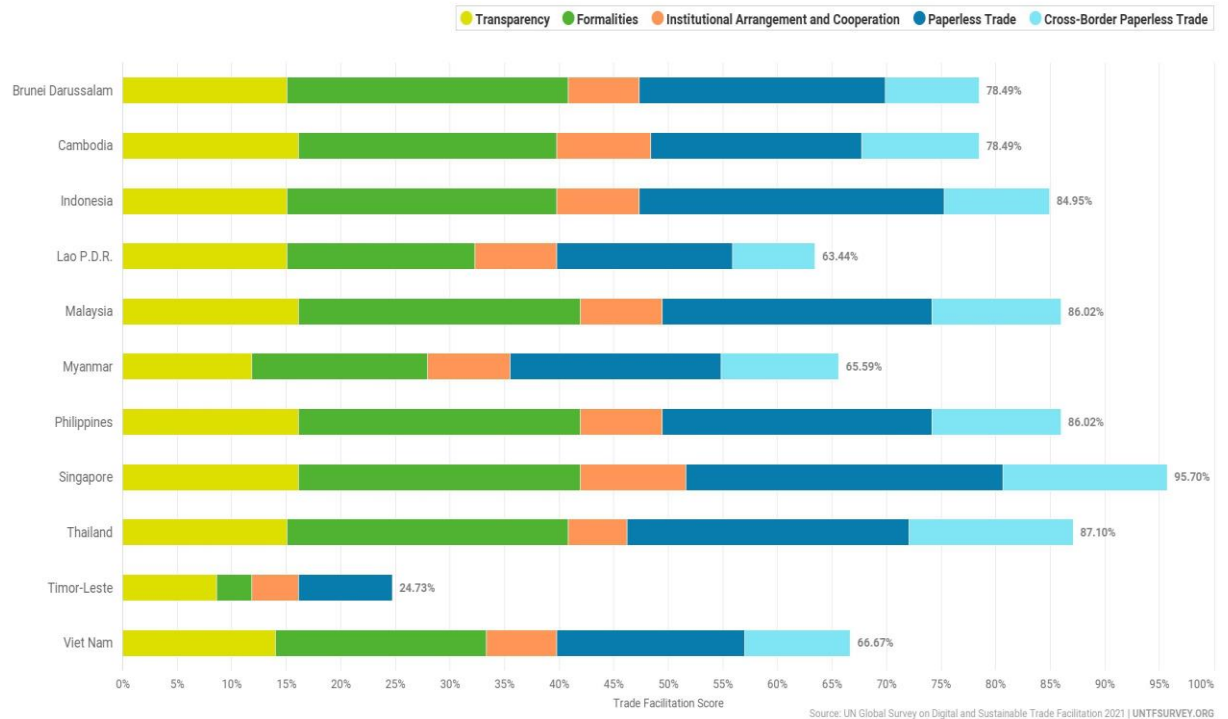
Trade facilitation score of 65.59%

Transparency: 73.33%; Formalities: 83.33%;  
Institutional Arrangement and Cooperation:  
55.56%; Paperless Trade: 70.37%; Cross-Border  
Paperless Trade: 33.33%.



## Digital and Sustainable Trade Facilitation in South-East Asia (2021)

Source: UN Global Survey on Digital and Sustainable Trade Facilitation 2021



As the BOC continuously gears towards modernization to simplify and streamline trade processes and procedures, the Philippines posted 86.02% score in the implementation of trade facilitation measures in 2021, ranking third among ten other Southeast Asian nations based on the latest Global Survey on Digital and Sustainable Trade Facilitation of the United Nations.

Five categories were taken into account under the global survey, among which are transparency, formalities, institutional arrangement and cooperation, paperless trade and cross-border paperless trade.

The Philippines maintained its 100% scores in the transparency and formalities categories, and greatly improved in institutional arrangement and cooperation at 77.78% from 55.56% in 2019. Meanwhile, in the cross-border paperless trade category, the Philippines got a score of 61.11% from 55.56% and 85.19% from 77.78% in the paperless trade category.



# IMPLEMENTATION OF THE PHILIPPINE CUSTOMS MODERNIZATION PROJECT

This component will support the modernization of BOC's core Customs Processing System (CPS), related technical infrastructure and internal capacity to manage and operate a sophisticated ICT operation to ensure it contributes to improving operational effectiveness, integrity, accountability, and organizational performance.

**Modernization of Customs Operations**

This component will upgrade BOC's back-office enterprise resource planning (ERP) ICT system, support an organizational and structural review, develop human resources (HR) management strategies and tools, and prepare a new customs training curriculum.

**Organizational Development**

This component will provide a methodology-based project management support that will ensure the successful and timely delivery of the ICT solutions.

**Project Management and Implementation Support**

## Status & Updates

- The PCMP was launched on March 26, 2021
- The BOC submitted the Authorized Signatory Letter (ASL) endorsed by Secretary of Finance to World Bank on May 5, 2021.
- PMU submitted the User Account Request (UAR) forms of designated users to World Bank on June 9, 2021.
- PMU submitted the Project Operations Manual (POM) to World Bank for review on June 14, 2021.
- CSO 71-2021 and CSO 84-2021 on Project Component Heads and Focal Persons were issued on March 24, 2021 and June 18, 2021, respectively.
- On Procurement of Project Supervision and Quality Assurance (PSQA) Services, SBAC conducted a Pre-Bid Conference on June 28, 2021.
- As of June 30, 2021, BOC, DBM, PEZA, and PPA have signed the Joint Memorandum Circular (JMC) on Project Steering Committee.

# ICT SYSTEMS DEVELOPED

The Bureau of Customs is continuously working on the implementation of new ICT systems that will further modernize Customs' core processes.

## E2M Stabilization

Implemented additional features in the E2M system which include the Online Release System for Export Declaration, Automated Bonds Management System (ABMS), and General Transportation Surety Bond (GTSB) Online Inquiry.

## Authorized Economic Operator Online Portal

An online portal that will be used by stakeholders in applying for Authorized Economic Operator Program.

## Electronic-Advance Ruling System

An application system where stakeholders can apply for advanced ruling on origin and advanced ruling on valuation.

## General Transportation Surety Bond Online Inquiry

Provides stakeholders the status and transactions in a timely manner.





# NATIONAL SINGLE WINDOW

The National Single Window (NSW), under BOC's leadership, will serve as a reliable institutional platform for inter-agency collaboration that will allow the exchange of trade data among the participating Trade Regulatory Government Agencies (TRGA) at the national and regional levels.

## Chairmanship of the National Single Window - Technical Working Group

- Nine (9) Technical Working Group Meetings were successfully facilitated by the Bureau of Customs, as Chairman of the National Single Window - Technical Working Group (NSW-TWG), to ensure the continuous and effective implementation of the NSW in the country. The operations of the NSW-TWG Clusters were also strengthened through the approval of its Terms of Reference and respective Cluster Chairs.

## Support to the onboarding of TRGAs in the TRADENET system

- Hiring of Business Analysts and Trade Facilitation Officers to assist the Department of Finance in the onboarding of Trade Regulatory Government Agencies (TRGAs) in the TRADENET system

## Implementation of the ASEAN Single Window

- BOC has implemented the exchange of electronic Certificate of Origin (e-CO) in all ports nationwide. This document is automatically sent to the NSWs of other ASEAN Member States through the ASEAN Single Window (ASW) System for utilization.
- This year, BOC is also scheduled to join the ASEAN Member States in the electronic exchange of the ASEAN Customs Declaration Document (ACDD)/Export Declaration.

## Tariff Classification Activities with Regulatory Agencies

- The BOC Commodity Classification Project Team, together with the Department of Finance (DOF) and Tariff Commission (TC), successfully completed the identification of commodity codes and tariff nomenclature for sixteen (16) TRGAs.
- The BOC conducted two (2) workshops to educate the TRGAs about the ASEAN Harmonized Tariff Nomenclature (AHTN) and the application of Commodity Codes based on the different classes of products regulated by each TRGA.



# RELEASED PPE & COVID-19 VACCINES

Released Covid-19 Vaccines January - June 2021		
Brand	No. of Shipments	No. of Doses
Sinovac	19	12,000,000
Astrazeneca	3	2,556,000
Pfizer - Biontech	7	2,478,060
Sputnik V	4	180,000
Moderna	2	249,600
<b>TOTAL</b>	<b>35</b>	<b>17,463,660</b>

To contribute to the effort to address the pandemic, the Bureau of Customs continued to process the expeditious release of goods essential in the fight against Covid-19 pandemic, to help the country attain a sufficient supply of PPEs & Covid-19 vaccines.

From January to June 2021, the Bureau processed and released 393 shipments of PPE. Also, 35 shipments of Covid-19 vaccines were cleared, including 12 million doses of Sinovac, 2.556 million doses of Astrazeneca, 2.478 million doses of Pfizer - Biontech, 180 thousand doses of Sputnik V, and 249.6 thousand doses of Moderna.



# DISPOSAL OF OVERSTAYING CONTAINERS

A total of 1,041 overstaying containers were disposed of, resulting in revenue generation of P279,520,020.64 from public auction of 636 containers of assorted items, and condemnation of 405 containers.

Disposed Overstaying Containers				
January - June 2021				
Port	Auctioned	Condemned	Donated	Total Disposed
POM	102	53	0	155
MICP	391	244	0	635
Batangas	14	69	0	83
Subic	0	0	0	0
Cebu	50	17	0	67
Davao	79	13	0	92
CDO	0	9	0	9
<b>TOTAL</b>	<b>636</b>	<b>405</b>	<b>0</b>	<b>1,041</b>

# PROCESSED CUSTOMS ACCREDITATION



## 6,334

Importers



## 1,017

Customs Brokers

The accreditation of 6,334 importers and 1,017 customs brokers were processed from January to June 2021 through the Bureau's Customer Care Portal which allows online submission and processing of applications for accreditation.

# YARD UTILIZATION RATE

Yard Utilization As of June 30, 2021	
Port	Yard Utilization
Manila Int'l. Container Port (MICP)	65.05
Port of Manila (POM)	56.22
Subic	37.87
Batangas	49.70
Cebu	49.81
Cagayan de Oro (MCT)	51.65
Davao	69.60

The Bureau of Customs has been keeping the yard utilization rate within the desired range of below 70%. The BOC will maintain the ports at manageable levels to avoid possible port congestion.

# TIME RELEASE STUDY

Time Release Study in 2020		
Port	Import	Export
MICP	2 days and 36 minutes	4 hours, 45 minutes and 51 seconds
Manila	2 days, 9 hours, 44 minutes and 48 seconds	1 day 21 hours 1 minute 3 seconds
MCT	1 day, 17 hours, 10 minutes and 55 seconds	19 hours, 6 minutes 13 seconds
Davao	2 days, 15 hours, 37 minutes and 11 seconds	21 hours, 21 minutes 9 seconds
Zamboanga	<i>No import entry processed during the period</i>	3 days 15 hours, 28 minutes 21 seconds

To measure the actual average release time of goods and identify bottlenecks affecting Customs clearance, the BOC conducted in 2020 a Time Release Study at the Manila International Container Port (MICP), Port of Manila (POM), Mindanao Container Terminal (MCT) in Cagayan de Oro, Port of Davao, and Port of Zamboanga.

A TRS is also being conducted this year at the Ports of Clark, Subic, Cebu and NAIA.



# EFFICIENCY IN TRADE FACILITATION

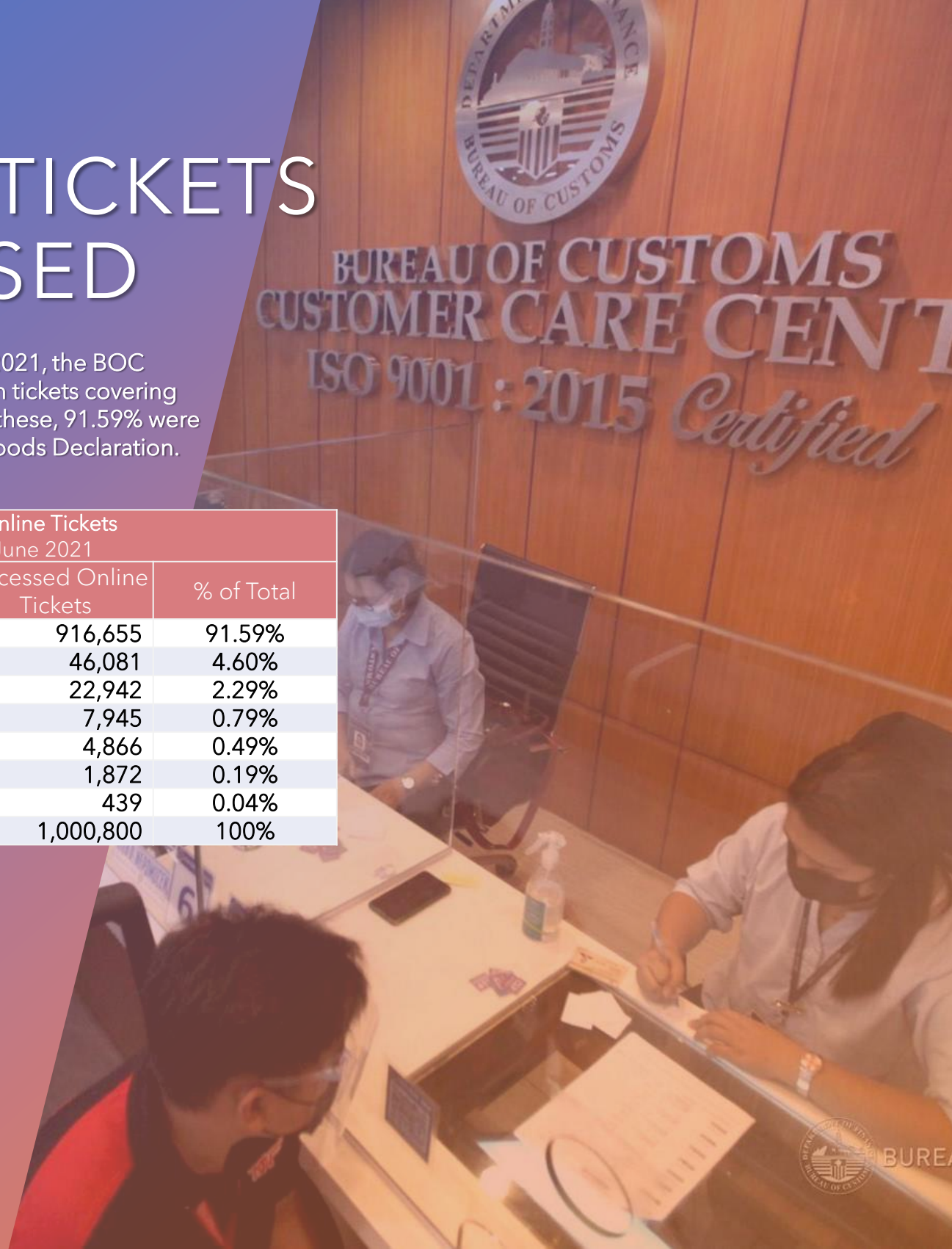
The facilitation of trade in two major ports, the Manila International Container Port (MICP) and the Port of Manila (POM), remains unimpeded, as shown by these trade facilitation indicators.

Description	MICP	POM
Number of entries filed and processed since the start of JAO	Total - 177,474 Daily average - 986	Total - 151,769 Daily average - 844
Average number of days to process without inspection	Reefer - 1 day Dry Containers - 1 day	Reefer - 1 day Dry Containers - 1 day
Average Customs Clearance Time	5.06 days	2 days
Average Container Dwell Time	Export - 6.57 days Import - 5.08 days	Export - 7.12 days Import - 7.11 days
Number of Notices of Abandonment Issued	112,580	32,861
Number of Notices of Abandonment Lifted	1,792	0
Number of Decrees of Abandonment Issued	340	118

# ONLINE TICKETS PROCESSED

For the period January to June 2021, the BOC processed and resolved 1 million tickets covering various issues and concerns. Of these, 91.59% were related to the Online Filing of Goods Declaration.

Processed Online Tickets January - June 2021		
Ticket Category	Processed Online Tickets	% of Total
Online Filing	916,655	91.59%
Operations	46,081	4.60%
Accreditation	22,942	2.29%
Feedback & Inquiry	7,945	0.79%
Others	4,866	0.49%
IT Concerns	1,872	0.19%
Balikbayan Box Inquiries	439	0.04%
<b>TOTAL</b>	<b>1,000,800</b>	<b>100%</b>







## BOC assumes Chairmanship of the ASEAN DGs of Customs for 2021-2022

The Philippines, through the Bureau of Customs (BOC), assumed the Chairmanship of the ASEAN Directors-General (DGs) of Customs for 2021-2022 and hosted the three-day 30th Virtual ASEAN Directors-General Meeting on June 8-10, 2021.

The virtual conference took note of the progress of the various Strategic Plans of Customs Development (SPCDs), which are the fundamental agenda of Customs integration in the ASEAN region. Furthermore, discussions on emerging trends in Customs from the World Customs Organization (WCO), and ASEAN Dialogue Partners particularly Australia, China, Japan, and Korea were also tackled. The Private Sector, notably the ASEAN Joint Business Councils (ASEAN JBC), EU-ASEAN Business Council (EU-ABC), and the US-ASEAN Business Council (US-ABC) were also in attendance.

The Meeting is held annually to attain strengthened cooperation among ASEAN Customs administrations in combating illicit trade, promoting trade facilitation by streamlining and simplifying border procedures, reinforcing collaboration in the areas of customs valuation and classification, among others, promoting partnership between Customs and businesses, and promoting more substantial Customs modernization.





# BORDER PROTECTION

U.S. DEPARTMENT OF FINANCE  
BUREAU OF CUSTOMS AND BORDER PROTECTION





### Summary of Seized Smuggled Goods January - June 2021

Commodity	No. of Seizures	Estimated Value
Illegal Drugs	69	1,869,156,607.00
Agricultural Products	77	244,361,329.20
General Merchandise	79	885,092,859.53
Vehicles & Accessories	25	75,126,223.02
Counterfeit Goods	19	5,575,224,925.12
Used Clothing	20	44,127,027.10
Steel Products	3	1,310,587.64
Cigarettes/Tobacco	65	1,089,175,043.00
Other Products	70	161,784,721.94
Electronics	32	23,549,182.38
Firearms	17	40,115,523.51
Wildlife & Natural Resources	12	3,729,986.28
Alcoholic Beverages	1	3,905,504.80
PPE, Medical Supplies, Cosmetics	49	146,231,166.81
Jewelry	6	650,000.00
Food Stuff	3	0.00
Chemicals	2	3,799,635.80
Currency	3	144,560.00
Fuel & Oil	5	1,970,000.00
<b>TOTAL</b>	<b>557</b>	<b>10,169,454,883.13</b>

# SEIZED SMUGGLED GOODS

BOC remained vigilant against unscrupulous importers through intensified intelligence and enforcement operations and consistent examination and inspection of containers at various ports of entry nationwide.

The Bureau's strengthened anti-smuggling efforts resulted in 557 seizures of shipments with an estimated value of P10.169 billion.

Intelligence & Enforcement Operations	Examination & Port Inspection
<b>P6.678-B</b>	<b>P3.49-B</b>
<b>Total Value</b>	
<b>P10.169-B</b>	

# INTENSIFIED INTELLIGENCE & ENFORCEMENT OPERATIONS

From January to June 2021, 62 Letters of Authority (LOA) were issued by BOC resulting in the seizure of various imported goods. Of these, 57 LOAs were found to be positive and resulted in the issuance of Warrants of Seizure and Detention.

BOC's intensified intelligence and enforcement operations, in coordination with national law enforcement agencies, resulted in the seizure of various smuggled goods with an estimated value of P6.678 billion.

**62** LOAs Issued

**57** Positive LOAs

## Seized Smuggled Goods from Intelligence & Enforcement Operations January - June 2021

Commodity	No. of Seizures	Estimated Value
Agricultural Products	5	7,250,000.00
General Merchandise	15	847,930,000.00
Vehicles & Accessories	1	2,000,000.00
Counterfeit Goods	12	5,469,142,900.00
Used Clothing	9	33,800,000.00
Cigarettes/Tobacco	4	174,266,000.00
PPE, Medical Supplies, Cosmetics	7	144,000,000.00
Food Stuff	1	0.00
Fuel & Oil	3	500,000.00
<b>TOTAL</b>	<b>57</b>	<b>6,678,888,900.00</b>



# INTENSIFIED EXAMINATION & PORT INSPECTION

Seized Smuggled Goods from Port Examination & Inspection  
January - June 2021

Commodity	No. of Seizures	Estimated Value
Illegal Drugs	69	1,869,156,607.00
Agricultural Products	72	237,111,329.20
General Merchandise	64	37,162,859.53
Vehicles & Accessories	24	73,126,223.02
Counterfeit Goods	7	106,082,025.12
Used Clothing	11	10,327,027.10
Steel Products	3	1,310,587.64
Cigarettes/Tobacco	61	914,909,043.00
Other Products	70	161,784,721.94
Electronics	32	23,549,182.38
Firearms	17	40,115,523.51
Wildlife & Natural Resources	12	3,729,986.28
Alcoholic Beverages	1	3,905,504.80
PPE, Medical Supplies, Cosmetics	42	2,231,166.81
Jewelry	6	650,000.00
Food Stuff	2	0
Chemicals	2	3,799,635.80
Currency	3	144,560.00
Fuel & Oil	2	1,470,000.00
<b>TOTAL</b>	<b>500</b>	<b>3,490,565,983.13</b>

Issued Alert Orders

January - June 2021

Issued Alert Orders	Qty
Negative	9
Positive	95
Pending	10
<b>TOTAL</b>	<b>114</b>

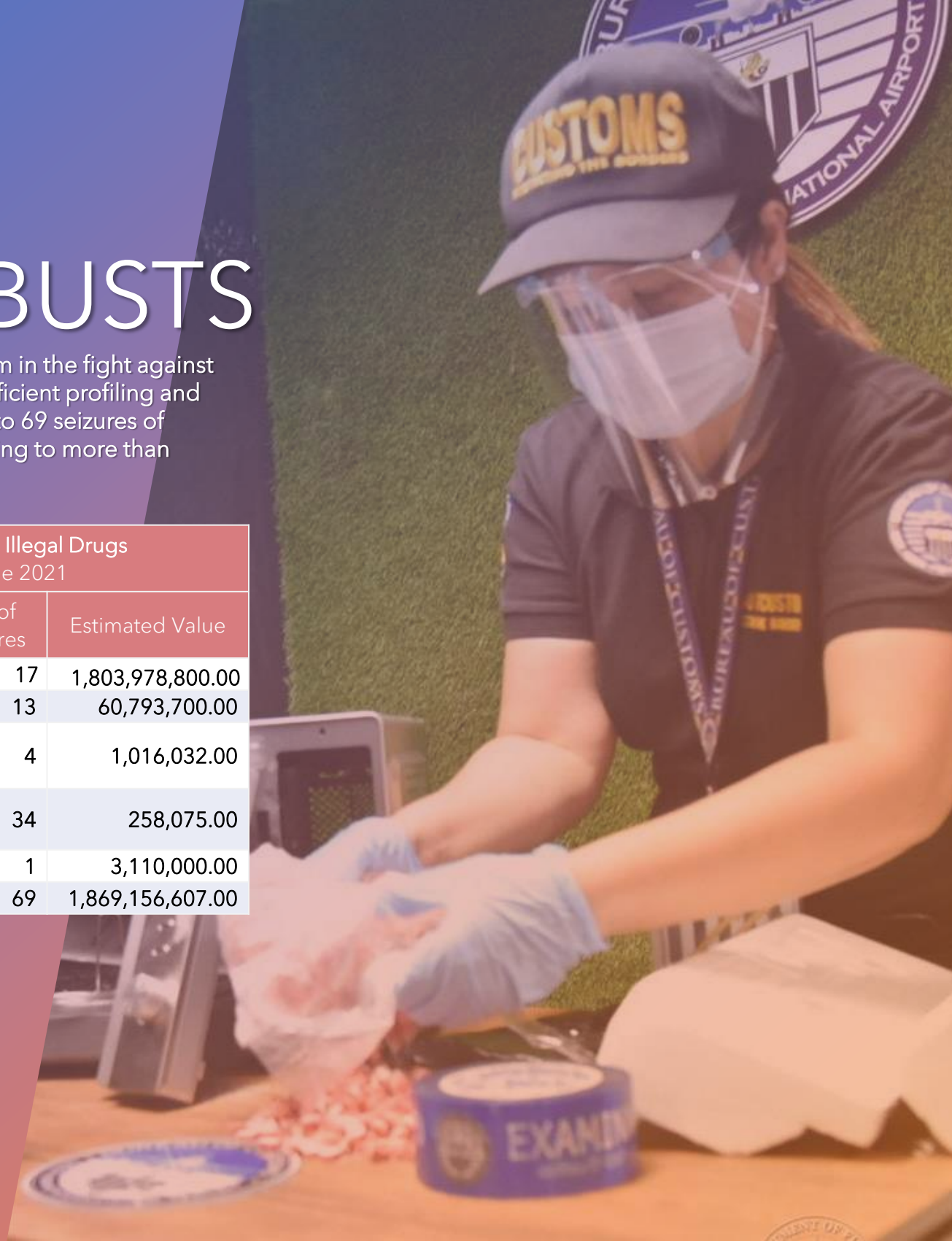
A total of 114 Alert Orders were issued by BOC in all collection districts from January to June 2021 against various shipments suspected to have violated the rules and regulations of the Bureau.

BOC's prompt action against suspicious and alerted shipments led to 500 seizures of various smuggled goods amounting to P3.49 billion.

# DRUG BUSTS

BOC sustained its momentum in the fight against illegal drugs. The Bureau's efficient profiling and non-intrusive inspection led to 69 seizures of various illegal drugs amounting to more than P1.869 billion.

Summary of Seized Illegal Drugs January - June 2021		
Commodity	No. of Seizures	Estimated Value
Meth (Shabu)	17	1,803,978,800.00
Ecstasy	13	60,793,700.00
Marijuana (Dried Leaves)	4	1,016,032.00
Marijuana (Liquid)	34	258,075.00
Ketamine	1	3,110,000.00
<b>TOTAL</b>	<b>69</b>	<b>1,869,156,607.00</b>







# CONDEMNED FORFEITED GOODS

The BOC has been steadfast in facilitating the disposition of various forfeited goods. For the period January to June 2021, condemnation activities of various forfeited goods amounting to P4.242 billion were conducted by BOC.

Condemned Forfeited Goods January - June 2021	
Commodities	Estimated Value
Counterfeit Goods	2,890,214,733.00
Cigarettes & Agricultural Products	546,121,644.93
Food, Raw Products, Poultry Needs	152,388,252.15
Automobiles	108,324,648.35
Garments, Assorted Goods & General Merchandise	501,378,011.31
Mechanical and Electric Goods	23,086,890.00
Chemical Goods	16,905,287.00
Scrap Metals	3,500,000.00
Others	900,000.00
<b>TOTAL</b>	<b>4,242,819,466.74</b>

# BUREAU'S ACTION TEAM AGAINST SMUGGLERS

## CASES FILED AGAINST UNSCRUPULOUS STAKEHOLDERS

In the first semester of 2021, 79 cases were filed before the Department of Justice (DOJ) and the Professional Regulation Commission (PRC) against 167 unscrupulous importers (and their representatives) and customs brokers.

# 47

Criminal  
Cases



# 32

Administrative  
Cases

## REVOKED CUSTOMS ACCREDITATIONS

BOC ordered the revocation of accreditation with Customs of 416 importers and 133 customs brokers pursuant to Customs Memorandum Order No. 11-2014.

# 416

Importers

# 133

Customs Brokers



# FUEL MARKING PROGRAM IMPLEMENTATION

A total of P8.351 billion liters of kerosene, diesel and gasoline were marked for January to June 2021, equivalent to P74.72 billion duties and taxes collected.

The Fuel Marking Program aims to raise revenues while curbing fuel smuggling and leveling the Philippine oil industry's playing field. Beginning with its implementation in September 2019 until June 2021, the BOC and BIR marked a total of 25.9 billion liters of fuel and collected P252 billion in duties and taxes.

**8.351** Billion Liters

Volume of Marked Fuel

**P74.72** Billion Pesos

Value of Marked Fuel



# ANTI-CORRUPTION MANIFESTO



We, the Commissioner, Deputy Commissioners, Assistant Commissioner, Port Collectors and officials of the Bureau of Customs, in pursuit of the President's directives to weed out corruption with the Presidential Anti-Corruption Commission's (PACC's) mandate, have jointly, voluntarily, and whole-heartedly agree to do the following without mental reservation and purpose of evasion, to wit:

1. Free ourselves from corruption activities;
2. Combat corruption in our own districts and offices;
3. Cooperate with our government in combating corruption;
4. Remain loyal to our oaths of office.

Failure to support our part in this manifesto should mean voluntary resignation from our office and the curse of the LORL be upon us.

# ANTI-GRAFT & CORRUPTION





# BOC ANTI-CORRUPTION MANIFESTO

As part of BOC's support and commitment to curbing corruption and Red Tape in government, all officials and personnel of the Bureau signed a Manifesto against corruption on March 30, 2021.

The manifesto is aimed at enabling a God-centered anti-corruption advocacy and moral transformation.



# ACTION AGAINST ERRANT EMPLOYEES

Action Against Errant Customs Employees January - June 2021	
Personnel Issued with Show Cause Orders	169
Personnel Investigated	87
Personnel with Filed Administrative Cases	17
Personnel Dismissed	2
Personnel Suspended	4
Personnel Relieved	3

Consistent with its campaign against corruption, 169 show cause orders were issued against customs employees for non-compliance with existing customs rules and regulations.

Of these, 87 were investigated by the BOC-Customs Intelligence and Investigation Service (CIIS). This resulted in the filing of 17 administrative cases before the BOC-Legal Service.

During the period, 2 Customs personnel were dismissed, 4 were suspended, and 3 were relieved.

Moreover, BOC also issued 68 Customs Personnel Order of 346 employees who were reshuffled or transferred to various offices and/or ports due to irregular and unlawful activities.

## 68

Customs  
Personnel

## 346

No. of Employees  
Reshuffled/Transferred





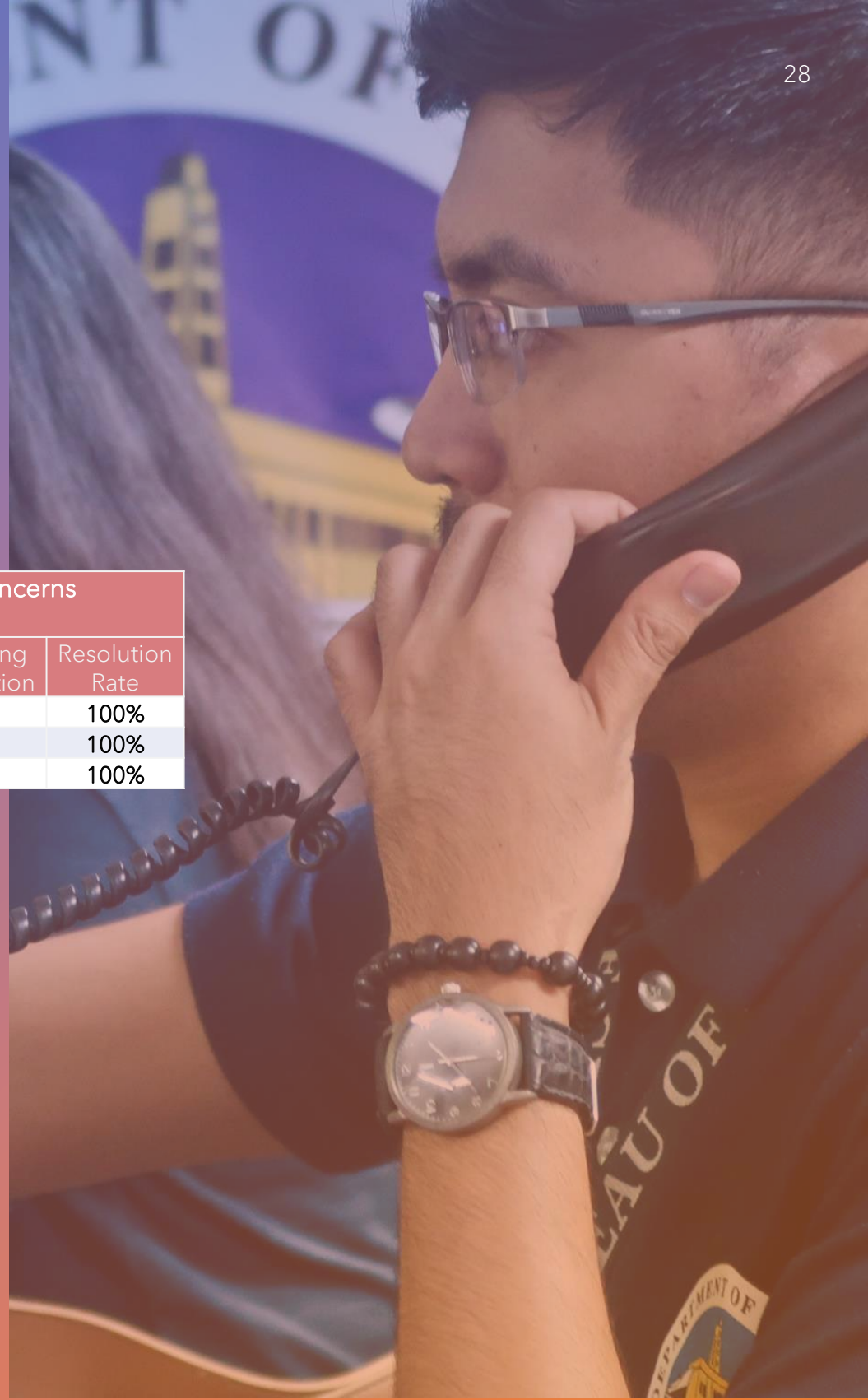
# ENHANCED FEEDBACK MECHANISM

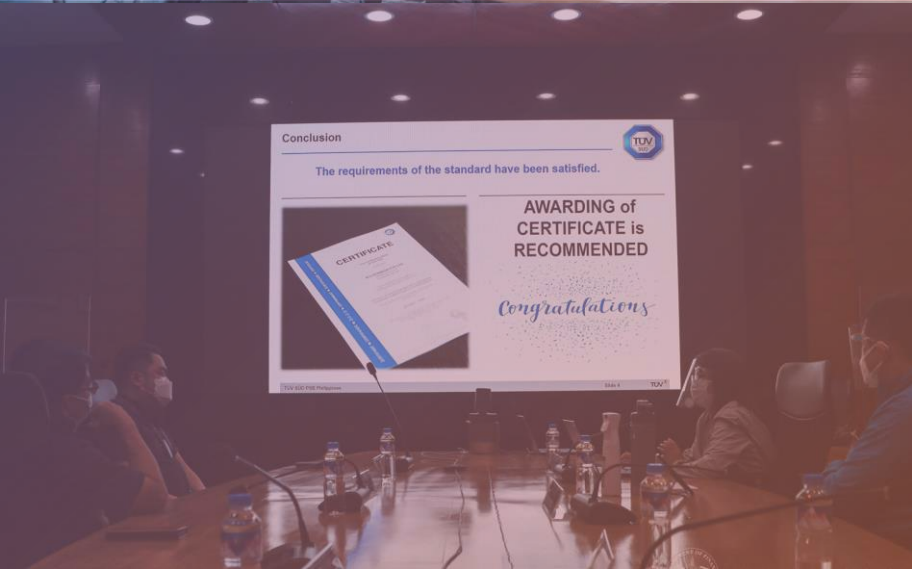
From January to June 2021, BOC CARES successfully processed and resolved 188 referred cases from Hotline 8888; 4 from the Civil Service Commission; and 126 from the Presidential Complaint Center with 100% resolution rate.

Boc Resolution Rate on Complaints & Concerns January - June 2021			
Description	Processed & Resolved	Ongoing Resolution	Resolution Rate
Hotline 8888	188	0	100%
Civil Service Commission	4	0	100%
Presidential Complaint Center	126	0	100%

Serving as the frontline for stakeholders' interaction, the Bureau of Customs-Customer Assistance and Response Services (BOC-CARES) has been handling thousands of requests for assistance, and information, as well as complaints and grievances from the general public.

To further boost the agency's client support service, BOC partnered with Digital Minds BPO Services, Inc. to ensure better transparency and greater efficiency in the facilitation of customs service management. This campaign is key to realizing our vision of a modernized and credible Customs administration that is among the world's best.





# ISO CERTIFICATION OF OFFICES & PORTS

The Port of Batangas was re-awarded with ISO QMS Certification after passing the second Surveillance Audit last April 30, 2021 with its expanded scope which includes the processes of Customer Care Center - Batangas.

On May 21, 2021, the Subport of Mactan successfully passed the External Audit by TUV SUD.

Following this feat is the Port of Manila, which also passed the Stage 2 Certification Audit on June 16, 2021.

Meanwhile, the Subport of Dumaguete, and the Customer Care Center - Port of Manila seek to achieve the re-certification of their ISO 9001:2015 QMS Certification. Both offices are set to undertake the first Surveillance Audit by the third quarter of 2021, and seven additional offices are already in preparation for their ISO QMS Certification for this year.





# 10-POINT PRIORITY PROGRAM





## 10-POINT PRIORITY PROGRAM

### Implementation of Customs Modernization Program

- Established the Customs Training Institute Strategy Roadmap and Scorecard
- Connected the Ports of Manila, Cebu, Davao and MICP with the Customs Operations Center
- Issued Customs Memorandum Order on Cargo Targeting System
- Finalized TOR on the improvement of the E2M System

### Intensification of Post Clearance Audit and Post-Entry Modification Measures

- Developed the Post Clearance Audit Group Operations Manual
- Gap analysis and preparation for ISO certification completed
- Documents for PCAG are already submitted through the CCC and BOC online portal

### Onboarding of 15 Agencies to the NSW

- Conducted the Export Webinar on the "Philippine Implementation of the Electronic Certificate of Origin (e-CO) Form and TradeNet System
- Conducted 2nd AHTN Workshop with additional 5 TRGAs - FDA, PHILFIDA, PCA, BIR, NMIS.
- Engaged additional 3 TFOs and 3 BAs assigned in DOF TRADENET PMO to assist in the onboarding
- Continuous conduct of onboarding activities with Agency Counterpart Teams (ACT)





## 10-POINT PRIORITY PROGRAM

### Full Implementation of AEO Program


- Submitted inputs to the ASEAN AEO Paper Comparison
- CMO on AEO Portal already drafted and for AEO office's review
- Invitation for 100 SGL and other companies to apply for AEO accreditation were posted at the BOC website

### Promotion and Application of Advance Ruling Program

- e-Advance Ruling System Process Flowchart available through the official BOC Website
- Completed the migration of ARS from manual to the Customer Care Portal
- Conducted Technical Trainings on Customs Valuation Agreement including INCOTERMS and relevant valuation matters and Rules of Origin

### Pursuit of Integrity Development and Quality Management

- Conducted Spot Audit Review
- All Groups and Collection Districts have conducted their Revalida for Compliance Stage
- Port of Manila and Subport of Mactan was awarded with ISO 9001:2015 QMS Certification
- Port of Batangas maintained its ISO QMS Certification provided that its scope was expanded to include the processes of CCC-Batangas.



# 10-POINT PRIORITY PROGRAM

## Strengthening of Port Surveillance, Marine, Interdiction and Water Patrol Capability

- Completed the SOLAS Certification
- 1st Fast Patrol Boat to be delivered on the 3rd week of July
- Conducted Regular Mandaragat Training

## Enhancement of Customs Facilities and Warehouse (CFW) Management

- CMO 21-2021 (Inventory Management System (IMS) for Off-Dock and Off-Terminal CFW) was signed by the Commissioner
- Completed the selection of Service Provider for the Inventory Management System (IMS)

## Streamlining of Export Clearance Process

- CMO 18-2021 on prepayment of CDS already approved and signed by the Commissioner
- Conducted meeting regarding the drafting of CMO implementing CAO 8-2020 regarding export procedures
- Revisited CMO 4-2020 and conducted exploratory consultation with MISTG

## Simplification of Informal Entry Processing

- Improvement of Systems for Informal Entry Processes was fully implemented through CMO 9-2021
- CAO 2-2021 Clearance of Goods under the Informal Entry Process already approved and signed by the DOF





#### CONTACT US:

Address: G/F OCOM Building , South Harbor, Port Area, Manila  
Phone: (02) 8527-3557  
Helpdesk: (02) 8705-6000  
Email: [boc.ocom@customs.gov.ph](mailto:boc.ocom@customs.gov.ph)  
Website: [customs.gov.ph](http://customs.gov.ph)

#### Follow us:

Facebook: Bureau of Customs PH  
Youtube: Bureau of Customs PH  
Twitter: @CustomsPH  
Instagram: @customs.ph  
Viber: Bureau of Customs PH

#### EDITORIAL BOARD

Bienvenido R. Datuin, Jr.  
Editor in Chief

Karren April A. Noronio  
Associate Editor

Dexter A. Buted, Jr.  
BOC-Internal Information  
Coordinating Committee  
Contributing Editor

Jessil F. Garlando  
Managing Director

Jerome L. Monta  
Ernie P. Macasieb  
Dexter O. Gatoc  
Norman V. De Asis  
Cris Peregrino  
Photojournalist

Joanne D. Agudo  
Project Assistant



**BUREAU OF CUSTOMS**  
OCOM Bldg., Gate 3,  
South Harbor, Port Area, Manila

PROFESSIONALISM  
INTEGRITY  
ACCOUNTABILITY