

MONTHLY REPORT OF DISBURSEMENTS
For the month of January 2017


FINANCE
Bureau of Customs


Code (UACS) 110020000000
e Code 01101101/01104102

PARTICULARS	CURRENT YEAR'S BUDGET					PRIOR YEAR'S BUDGET										GRAND TOTAL					REMARKS			
	PS	MOOE	Fin. n.	CO	TOTAL	PRIOR YEAR'S ACCOUNTS PAYABLE					CURRENT YEAR'S ACCOUNTS PAYABLE					TOTAL	SUB-TOTAL	PS	MOOE	Fin.		CO	TOTAL	
						PS	MOOE	n. Ex.	CO	Sub-total	PS	MOOE	Fin. Exp.	CO	Sub-total									
(1)	(2)	(3)	(4)	(5)	6=(2+3+4+5)	(7)	(8)	(9)	(10)	11=7+8+9+10	(12)	(13)	(14)	(15)	16=12+13+14	17=11+16	18=6+17	23	24	25	26	27 (23+24+25+26)	28	
Allocation (NCA)																								
2028-90033-4																								
Issued	55,942,370.54	9,336,120.99		700,357.14	65,978,848.67	877,189.34	12,172,571.54		1,516,575.11			577,285.56			577,285.56	15,143,621.55	81,122,470.22	56,819,559.88	22,085,978.09			2,216,932.25	81,122,470.22	
Issued		150,200.00			150,200.00	355,812.50	81,710.73									437,523.23	587,723.23	355,812.50	231,910.73				587,723.23	
Issued																								
Issued (TRA)	5,854,301.86	261,580.63			6,115,882.49	129,664.65	884,057.23									1,013,721.88	7,129,604.37	5,983,966.51	1,145,637.86				7,129,604.37	
	61,796,672.40	9,747,901.62		700,357.14	72,244,931.16	1,362,666.49	13,138,339.50		1,516,575.11	1,451,245.11		577,285.56			577,285.56	16,594,866.66	88,839,797.82	63,159,338.89	23,463,526.68			2,216,932.25	88,839,797.82	
Allocation (NCA)																								
2028-90033-4																								
Issued	55,942,370.54	9,336,120.99		700,357.14	65,978,848.67	877,189.34	12,172,571.54		1,516,575.11	14,566,335.99		577,285.56			577,285.56	15,143,621.55	81,122,470.22	56,819,559.88	22,085,978.09			2,216,932.25	81,122,470.22	
Issued		150,200.00			150,200.00	355,812.50	81,710.73			437,523.23						437,523.23	587,723.23	355,812.50	231,910.73				587,723.23	
Issued																								
Issued (TRA)	5,854,301.86	261,580.63			6,115,882.49	129,664.65	884,057.23			1,013,721.88						1,013,721.88	7,129,604.37	5,983,966.51	1,145,637.86				7,129,604.37	
	61,796,672.40	9,747,901.62		700,357.14	72,244,931.16	1,362,666.49	13,138,339.50		1,516,575.11	16,017,581.10		577,285.56			577,285.56	16,594,866.66	88,839,797.82	63,159,338.89	23,463,526.68			2,216,932.25	88,839,797.82	


	Previous Report	This month	As of Date		Previous Report	This month	As of Date
Authorities Received		294,812,000.00	294,812,000.00	Total Disbursement Program	135,787,000.00	135,787,000.00	
and		7,129,604.37	7,129,604.37	Less: Actual Disbursement	88,839,797.82	88,839,797.82	
				(Over)Underspending	-	46,947,202.18	46,947,202.18
Docs. Stamps, etc)		301,941,604.37	301,941,604.37				
Authorities Available							
CA		88,839,797.82	88,839,797.82				
ments*		213,101,806.55	213,101,806.55				
3/31/2017							

Certified Correct:


ALFREDO A. PALMA
Chief Accountant
Accounting Division
Date: February 20, 2016


ADELINA M. BAURA
Chief, Cashier's Office
Date: February 20, 2016

APPROVED:


HENRY ANTHONY M. TORRES
Director III, Financial Management Office