

# 1<sup>ST</sup> QUARTER ACCOMPLISHMENT REPORT



REPUBLIC OF THE PHILIPPINES  
Department of Finance

**BUREAU OF CUSTOMS**

















# REVENUE COLLECTION



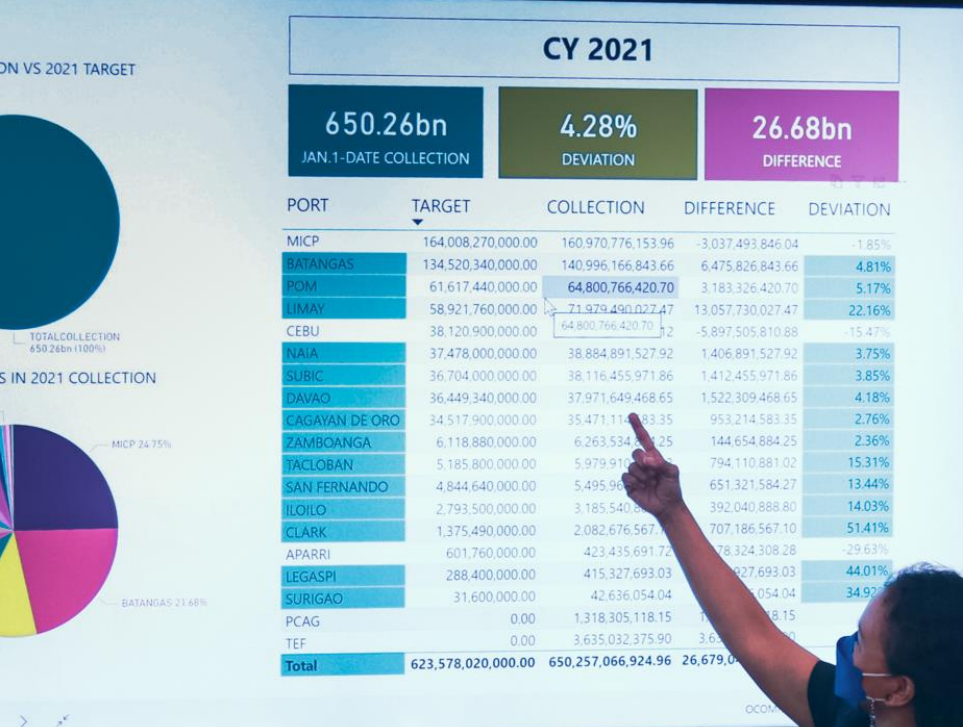
# BORDER CONTROL



# TRADE FACILITATION





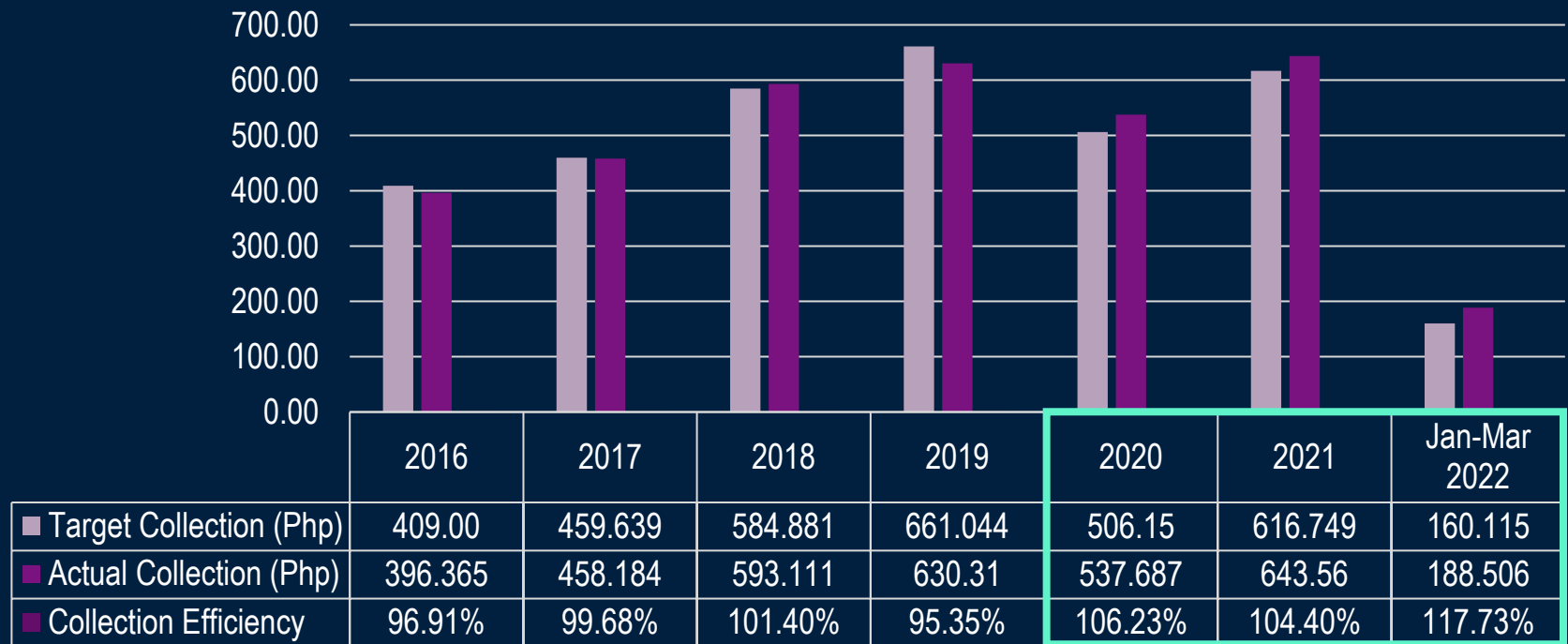


# REVENUE COLLECTION

# EFFICIENCY IN REVENUE COLLECTION

The BOC was able to collect a total of php 643.56 billion, once again exceeding the collection target by 4.4% or by php 26.81 billion, which is even higher than our pre-pandemic collection in 2019.

For January-March 2022, the BOC collected P188.5 billion duties and taxes, up by 17.73% from its target of P160 billion for the said period.



■ Target Collection (Php)

■ Actual Collection (Php)

■ Collection Efficiency



# COLLECTION EFFORTS

- ✓ Improved valuation
- ✓ Intensified enforcement operations
- ✓ Improved compliance of traders
- ✓ Recovery of importation volume
- ✓ Lifting of restrictions





# INTENSIFIED FUEL MARKING PROGRAM

The Fuel Marking Program aims to raise revenues while curbing fuel smuggling and leveling the Philippine oil industry's playing field.

## Duties and Taxes Collected from Marked Fuel C.Y. 2019-2022

Period	Volume of Marked Fuel (Liter)	Taxes Collected (Php)
Sep-Dec 2019	1.868-B	P38.66-B
2020	15.688-B	P109.36-B
2021	17.040-B	P165.96-B
Jan-Mar 2022	4.724-B	P60.15-B
<b>TOTAL</b>	<b>39.316-B Liters</b>	<b>Php 374.13-B</b>





# POST-CLEARANCE AUDIT OF IMPORTERS

BOC continues to plug revenue leakages and promote compliance among importers through the Post-Clearance Audit Group (PCAG).

## Post-Clearance Audit Collections

C.Y. 2018-2022

Year	Revenue Collection (Php)
2018	245,968,211.74
2019	2,061,607,324.08
2020	1,218,548,906.64
2021	1,522,216,793.42
Jan-Mar 2022	534,292,163.05
<b>TOTAL</b>	<b>Php 5,582,633,398.93</b>





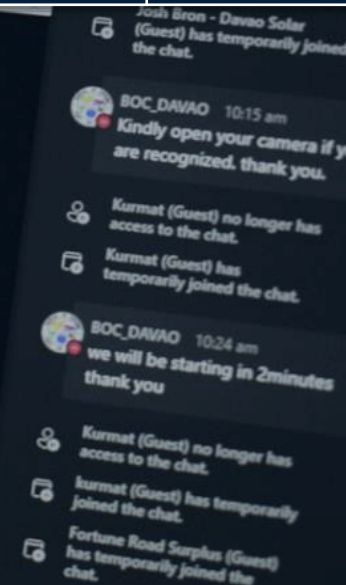
# PUBLIC AUCTION OF FORFEITED GOODS

Among the auctioned goods were forfeited general merchandise, electrical goods and supplies, fabrics, vehicles/motorcycles and parts, household goods, and hardware supplies, among others.

## Collection from Public Auctions

C.Y. 2021-2022

Period	Total Proceeds (Php)
2021	Php 555,443,841.75
Jan-Mar 2022	Php 80,764,977.36
<b>TOTAL</b>	<b>Php 636,208,819.11</b>





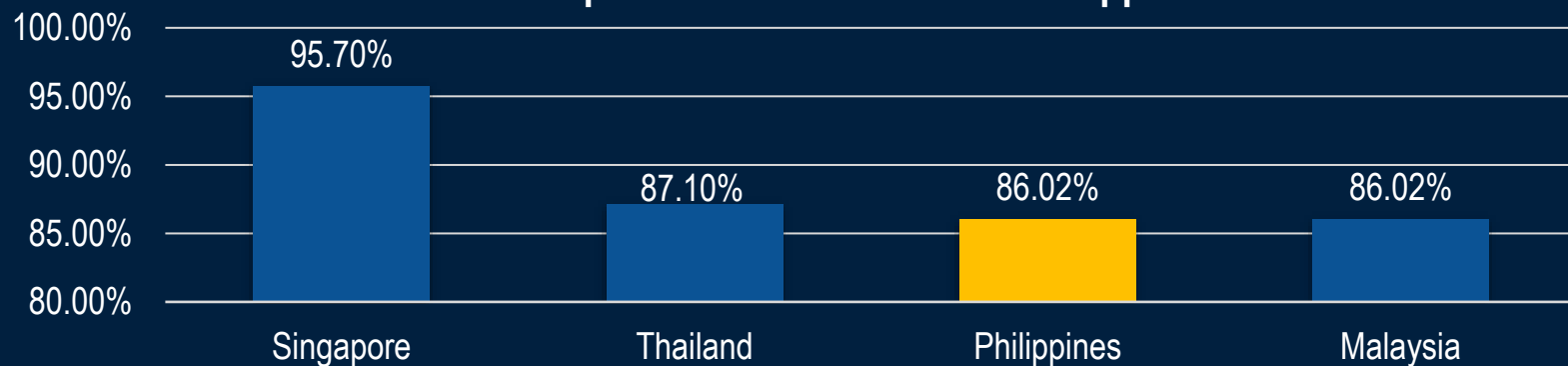


# TRADE FACILITATION

# IMPROVED PERFORMANCE IN PHILIPPINE TRADE FACILITATION

PH Score in the UN Global Survey on Digital and Sustainable Trade Facilitation	2015	2017	2019	2021
Transparency	73.33%	93.33%	100%	100%
Formalities	83.33%	87.5%	100%	100%
Institutional Arrangement & Cooperation	55.56%	55.56%	55.56%	77.78%
Paperless Trade	7.37%	70.37%	77.78%	85.19%
Cross-Border Paperless Trade	33.33%	33.33%	55.56%	61.11%
Trade Facilitation Score	65.59%	69.89%	80.65%	86.02%

**Top 3 out of 10 Countries – Philippines**







# WCO MERCATOR PROGRAMME

Seeks to make the BOC compliant with best practices in Trade Facilitation.



**87.76%**

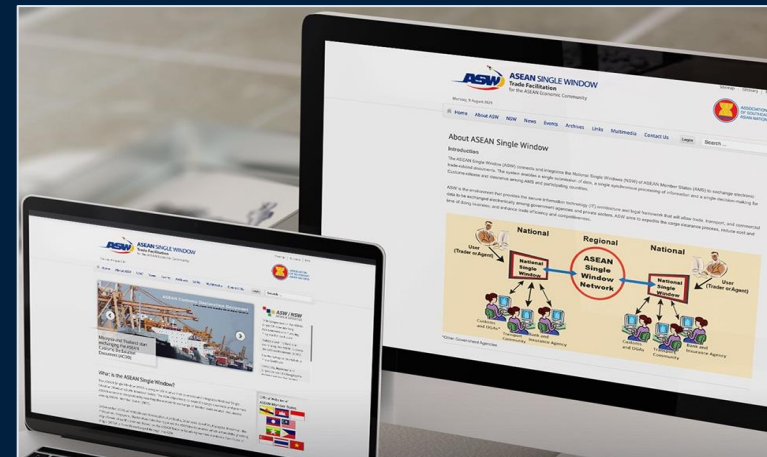
*Implemented and  
Complied Measures  
recommended by  
WCO*

# IMPLEMENTATION OF THE NATIONAL SINGLE WINDOW

## TRGAs ONBOARDED INTO THE NSW

1. Biodiversity Management Bureau (BMB)
2. National Tobacco Administration (NTA)
3. Philippine Drug Enforcement Agency (PDEA)
4. Bureau of Customs (BOC)
5. Bureau of Agriculture and Fisheries Standards (BAFS)
6. DTI – Export Marketing Bureau (DTI-EMB)
7. National Meat Inspection Service (NMIS)
8. Fertilizer and Pesticide Authority (FPA)
9. Sugar Regulatory Administration (SRA)
10. Optical Media Board (OMB)
11. Bureau of Plant Industry (BPI)
12. Philippine Nuclear Research Institute (PNRI)
13. Bureau of Quarantine (BOQ)
14. Philippine Coconut Authority (PCA)
15. Bureau of Fisheries and Aquatic Resources (BFAR)
16. Philippine National Police – Firearms and Explosives Office (PNP-FEO)
17. Oil Industry Management Bureau (OIMB)
18. Bureau of Animal Industry (BAI)
19. National Telecommunications Commission (NTC)
20. Bureau of Internal Revenue (BIR)
21. Department of Foreign Affairs – Office of Protocol (DFA)

The NSW provides a reliable institutional platform for faster coordination and data-exchange among regulatory agencies for improved trade facilitation.



# 21

Trade Regulatory Gov't Agencies  
Onboarded into the NSW  
as of March 31, 2022



# DIGITALIZATION OF CUSTOMS PROCESSES



## 30 ICT SYSTEMS IMPLEMENTED

Customs Dashboard
High-Performance Server
Co-location/Backup Server
Customer Care Portal System (CCPS)
Document Tracking System (DTS)
Cargo Targeting System
Alert Orders Monitoring System (AOMS)
Parcel and Balikbayan Boxes Tracking System
Informal Entry System (IES) for Low Dutiable Value
Trade Engine (TRE)
Universal Risk Management System
Electronic Tracking of Containerized Cargo (E-TRACC)
Enhanced Value Reference Information System (e-VRIS)
Internal Administration Management System (IAMS)
E2M Stabilization, Support, and Maintenance
Authorized Economic Operator (AEO) Online Portal
Electronic Advance Ruling System (e-ARS)
Computerization of Super Green Lane Office
General Transportation Surety Bond Online Inquiry
Automated Routing and Monitoring System (ARMS)
Automated Inventory Management System for CBW (AIMS)
Inventory Management System (IMS) for CY/CFS
Client Profile Registration System (CPRS) Status Online Inquiry
Automated Bonds Management System (ABMS)
Pre-payment Online Inquiry System (POIS)
Prepayment System for all types of Declarations
Offense Database
Backup Network and Internet
Electronic Certificate of Origin (eCO)
National Customs Enforcement Network (NCEN)



# EXPEDITIOUS RELEASE OF PPE & COVID-19 VACCINES

## PPE & Medical Supplies C.Y. 2021-2022

Mar-Dec 2020	15,583
2021	519
Jan-Mar 2022	40
<b>TOTAL</b>	<b>16,142</b>

## COVID-19 Vaccines C.Y. 2021-2022

	No. of Shipments	No. of Doses
2021	313	210,448,870
Jan-Mar 2022	64	33,376,490
<b>TOTAL</b>	<b>377</b>	<b>243,825,360</b>



# DISPOSAL OF OVERSTAYING CONTAINERS

These containers were forfeited after seizure or abandonment proceedings under Sections 1139 and 1141 of the Customs Modernization and Tariff Act (CMTA), which provides for the conditions and modes of disposition, respectively.



## Disposed Overstaying Containers C.Y. 2021-2022

	2021	Jan-Mar 2022	TOTAL
Auctioned	1,257	96	1,353
Condemned	1,150	170	1,320
Donated	70	38	108
<b>TOTAL</b>	<b>2,477</b>	<b>304</b>	<b>2,781</b>
Revenue Generated from Public Auctions	555,443,841.75	80,764,977.36	636,208,819.11

# REDUCED CUSTOMS CLEARANCE TIME

Time Release Study C.Y. 2019-2021			
Period	Port	Import	Export
2019	MICP	2 days, 10 h, 3 min	1 h, 11 min
2020	MICP	2 days, 36 min	4 h, 45 min, 51 s
	Manila	2 days, 9 h, 44 min, 48 s	1 day, 21 h, 1 min, 3 s
	MCT	1 day, 17 h, 10 min, 55 s	19 h, 6 min, 13 s
	Davao	2 days, 15 h, 37 min, 11 s	21 h, 21 min, 9 s
	Zamboanga	No import entry processed during the period	3 days, 15 h, 28 min, 21 s
2021	Cebu	4 days, 7 hours, 17 mins.	1 day 12 hrs 29 mins
	Clark	5 days, 12 hours, 55 mins.	10 min
	Subic	2 days, 12 hours, 11 mins.	56 min. 40 sec.
	NAIA	3 days, 11 hours, 35 mins.	11 min. 40 sec.
	Aparri	5 days, 1 hour	6 days 17 hrs 37 mins
	Batangas	5 days, 2 hrs, 9 mins 50 s	14 hrs 6 mins
	Iloilo	2 days 1 hr 24 mins	2 hrs 13 mins
	Legaspi	14 hrs 21 mins	4 days 16 hrs 34 mins
	Limay	22 hrs 57 mins 15 sec	5 hrs 32 mins
	San Fernando	2 days 2 hrs 8 mins	17 hrs 54 mins 40 sec
	Surigao	5 days 18 hrs 33 mins	2 days 15 hrs 8 mins
	Tacloban	5 days 18 hrs	20 hrs 26 mins
	MICP	Ongoing verification	Ongoing verification
	Manila	3 days 1 hr 24 mins	12 hrs 9 mins
	CDO (MCT)	1 day, 19 hrs, 56 mins	15 hrs 24 mins
	Davao	4 days 10 hrs 27 mins	2 days 19 hrs 7 mins
	Zamboanga	6 hrs 31 mins	49 mins



The Bureau of Customs periodically conducts Time Release Studies to ensure that the time taken for release or clearances steadily decreases as the Bureau implements improvements and corrective measures for bottlenecks and other related problems.





# BORDER PROTECTION

# STRENGTHENED ANTI-SMUGGLING EFFORTS

**SUMMARY OF SEIZURES**  
C.Y. 2016-2022

Period	Smuggled Goods	Illegal Drugs
Jul-Dec 2016	P1.705-B	P3.2-M
2017	P20.82-B	P6.63-B
2018	P5.068-B	P3.068-B
2019	P20.605-B	P3.590-B
2020	P10.629-B	P1.855-B
2021	P28.426-B	P230.26-M
Jan-Mar 2022	P3.890-B	P1.529-B
TOTAL	P91.154-B	P16.905-B





# ISSUED LETTERS OF AUTHORITY & ALERT ORDERS

## Issued Letters of Authority C.Y. 2018-2022

Status	2018	2019	2020	2021	2022 Jan-Mar
Positive Findings	36	48	52	106	16
Negative Findings	16	18	29	25	9
Total Issued	<b>52</b>	<b>66</b>	<b>81</b>	<b>131</b>	<b>25</b>

## Issued Alert Orders C.Y. 2019-2022

Status	2019	2020	2021	2022 Jan-Mar
Positive Findings	705	350	209	20
Negative Findings	193	51	18	10
Pending	0	0	10	1
Total Issued	<b>898</b>	<b>401</b>	<b>237</b>	<b>31</b>





## FILED CRIMINAL & ADMINISTRATIVE CASES against Importers & Customs Brokers

2016	6
2017	15
2018	69
2019	38
2020	126
2021	166
2022 Jan-Mar	30
<b>TOTAL</b>	<b>450</b>





## REVOKED ACCREDITATION OF IMPORTERS & CUSTOMS BROKERS

The revocation is part of the office's continuous monitoring and post-evaluation of importers and brokers.

### Revoked Accreditation C.Y. 2017-2022

	Importers	Customs Brokers
2017	204	94
2018	190	16
2019	195	55
2020	576	148
2021	690	220
Jan-Mar 2022	111	30
<b>TOTAL</b>	<b>1,966</b>	<b>563</b>

# CONDEMNED FORFEITED GOODS

Among the condemned goods were various forfeited automotive vehicles, counterfeit goods, agricultural products, foodstuff, and general merchandise.

## Condemned Forfeited Goods C.Y. 2016-2022

2016	241,270,000.00
2017	158,510,000.00
2018	336,320,000.00
2019	257,300,000.00
2020	1,437,000,000.00
2021	14,437,258,468.59
Jan-Mar 2022	7,708,475,132.48
<b>TOTAL</b>	<b>24,576,133,601.07</b>








# CUSTOMS BONDED WAREHOUSE INSPECTION

## Inspected & Closed CBW & Members

C.Y. 2021-2022

	Inspected	Closed
<b>2021</b>	<b>64</b>	<b>13</b>
<b>2022</b> <i>Jan-Mar</i>	<b>22</b>	<b>20</b>
<b>TOTAL</b>	<b>86</b>	<b>33</b>





# CONSIGNEES' SITE INSPECTION

CONSIGNEES' SITE INSPECTION <i>C.Y. 2021-2022</i>		
	Inspected	Non-Compliant
<b>2021</b>	1,168	279
<b>2022</b> <i>Jan-Mar</i>	1,195	46
<b>TOTAL</b>	<b>2,363</b>	<b>325</b>





# CREATION OF THE CUSTOMS OPERATIONS CENTER

Serves as a fusion center to integrate and analyze intelligence, enforcement, and operational information gathered from various sources.



It houses the different intelligence, enforcement, risk management, and scanning systems of the Bureau of Customs such as:

1. Vessel Tracking System (VTS)
2. Electronic Tracking of Containerized Cargo
3. National Customs Enforcement Network Cargo Targeting System (CTS)
4. X-ray Inspection Project (XIP)
5. BOC e2m System
6. BOC Dashboard Systems
7. Customer Care Portal System (CCPS)
8. National Single Window (NSW)
9. CCTV Systems and Body Cameras
10. Fuel Marking Dashboard





# IMPROVEMENTS IN ENFORCEMENT ASSETS

**200**

**Body-Worn  
Cameras**



**20**

**Fast Patrol  
Vessels**



**4**

**Mobile X-Ray  
Machines**



**16**

**Trace Detection  
Systems**







# ANTI-CORRUPTION EFFORTS



# ACTION AGAINST ERRING EMPLOYEES



Nature	2016 Jul-Dec	2017	2018	2019	2020	2021	2022 Jan-Mar	Total
Personnel Issued with Show-Cause Orders	No data	No data	No data	139	115	1,153	32	1,439
Personnel Investigated	No data	No data	74	103	50	145	250	622
Personnel with Filed Administrative Cases	17	6	68	28	20	44	1	184
Transmitted to Ombudsman	No data	No data	No data	156	4	4	0	164
Transmitted Cases to NBI	No data	No data	No data	No data	57	22	6	85
Personnel Dismissed	No data	No data	1	14	6	3	2	26
Personnel Suspended	No data	No data	4	4	1	17	2	28
Personnel Reprimanded	No data	1	3	1	11	6	1	23
Personnel Relieved	No data	40	75	45	13	19	9	201
Personnel Reshuffled/Transferred	88	123	1183	899	841	721	85	3,940





# ANTI-CORRUPTION MANIFESTO



We, the Commissioner, Deputy Commissioners, Assistant Commissioner, Port Collectors and officials of the Bureau of Customs, in pursuit of the President's directives to weed out corruption with the Presidential Anti-Corruption Commission's (PACC's) mandate, have jointly, voluntarily and whole-heartedly agree to do the following without mental reservation and purpose of evasion, to wit:

1. Free ourselves from corruption activities;
  2. Combat corruption in our own districts and offices;
  3. Cooperate with our government in combating corruption;
  4. Remain loyal to our oaths of office;
  5. Inform the government through PACC of all corrupt activities that come to our knowledge;
- Failure to fulfill our part in this manifesto should mean voluntary resignation from office and may the curse of the LORD be upon us.

## INTENSIFIED ANTI-CORRUPTION CAMPAIGN

Signing of the Anti-Corruption Manifesto

Creation of the BOC-PACC Command Group & BOC's Anti-Corruption Coordinating Committees

Bureau's Integrity Programme Diagnostic with the World Customs Organization (WCO)

# ENHANCED FEEDBACK MECHANISM

## BOC RESOLUTION RATE ON COMPLAINTS & CONCERNS

C.Y. 2021-2022

	2021		2022 <i>Jan-Mar</i>	
	<i>Processed</i>	<i>Resolution Rate</i>	<i>Processed</i>	<i>Resolution Rate</i>
<i>Hotline 8888</i>	334	100%	81	98.76%
<i>CSC</i>	14	100%	1	-
<i>PCC</i>	260	100%	48	89.58%
<b><i>TOTAL</i></b>	<b>608</b>	<b>100%</b>	<b>130</b>	<b>62.78%</b>



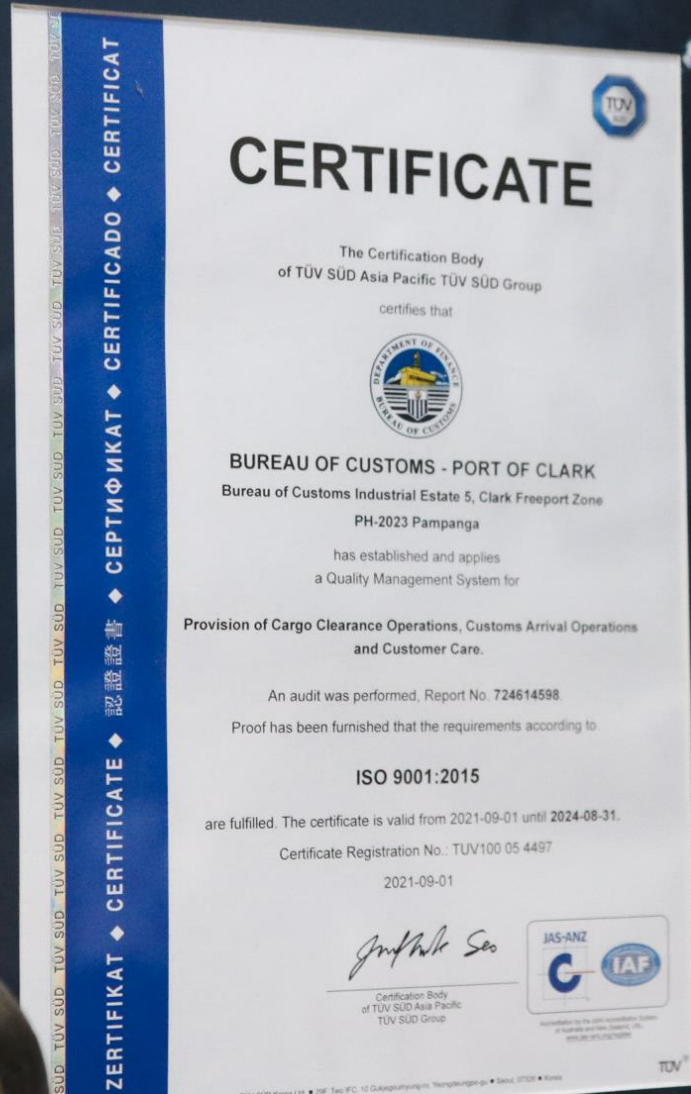


# ISO CERTIFICATION OF BOC OFFICES & PORTS

The Bureau of Customs (BOC) continues to undertake the ISO 9001:2015 Quality Management System (ISO QMS) Certification of its Units and Offices.

## ISO 9001:2015 Certified

1. Port of Manila
2. Port of Legaspi
3. Port of Clark *(with CCC)*
4. Port of NAIA *(with CCC)*
5. Port of Davao *(with CCC)*
6. Port of Batangas *(with CCC)*
7. Subport of Mactan
8. Subport of Dumaguete
9. Subport of Iligan
10. CCC – Port of Manila
11. CCC - Port of Subic
12. CCC – Port of Limay





# BOC BAGS ISA GOLD TRAILBLAZER AWARDS FOR THE 3 STAGES OF THE PGS

The Bureau of Customs partnered with the ISA to pursue its transformation following the 4-stage process of the Performance Governance System.

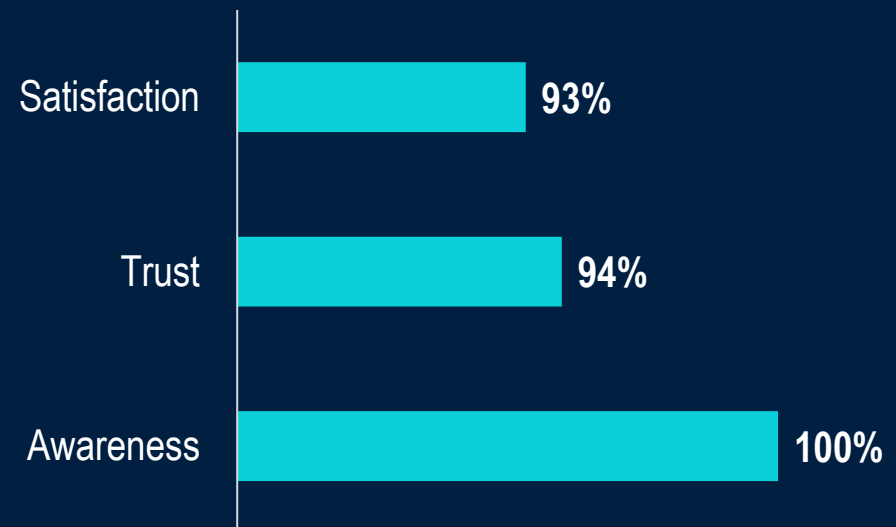






# AWARENESS, INSTITUTIONAL TRUST, & SATISFACTION (AITS) SURVEY BY PSRC

## AITS Survey C.Y. 2021



# INTEGRITY DEVELOPMENT PROGRAM

The Bureau enrolled in the Integrity Development Program of the World Customs Organization (WCO), where it received a 70% favorable rating based on responses from both internal and external stakeholders.



**70%**  
Favorable  
Rating





"I attribute these accomplishments to the many dedicated men and women of the Bureau of Customs, who have embraced our core values of professionalism, integrity and accountability, and to our stakeholders who continue to support our ongoing reforms."









BUREAU OF CUSTOMS

20<sup>TH</sup>

ANNIVERSARY

TRANSFORMING, PERFORMING, AND INNOVATING  
TOWARDS A WORLD-CLASS CUSTOMS

40



THANK YOU VERY MUCH!