



In following-up, pls. cite DMS ref #

2022-BA-0089801-E

REPUBLIC OF THE PHILIPPINES
DEPARTMENT OF BUDGET AND MANAGEMENT
GENERAL SOLANO STREET, SAN MIGUEL, MANILA

ACKNOWLEDGEMENT RECEIPT

The **DEPARTMENT OF BUDGET AND MANAGEMENT** hereby acknowledges the receipt of your letter/request which has been uploaded to the DBM-Document Management System and routed to the appropriate office/s with the following information:

Sender: BOC - PERSONAL DELIVERY

Document Title: BOC-FY 2022 QUARTERLY PHYSICAL REPORT OF OPERATIONS AS OF JUNE 30, 2022

Document Reference No: 2022-BA-0089801-E

Date and Time Uploaded: Monday, July 18, 2022 2:09:15 PM

Uploaded By: CRD RECEIVING GLENN

Routed To: BMB-A Christine P. Santos


cc:

Total no. of pages received: 1 copy And 2 pages

The determination of the completeness of the documentary requirements submitted, if any, is subject to the evaluation of the technical person in charge.

This receipt is system generated and does not require signature.

Received by:



DOCUMENT
MANAGEMENT
SYSTEM










FY 2022 QUARTERLY PHYSICAL REPORT OF OPERATIONS

As of June 30, 2022

Department : Department of Finance
 Agency : Bureau of Customs
 Operating Unit :
 Organization Code : 11-002-00-00000

x	Current Year Appropriations
	Supplemental Appropriations
	Continuing Appropriations
	Off-Budget Account

Particulars	Responsible Offices	UACS Code	Unit of Measure	Physical Targets					Physical Accomplishments					Remarks	
				1st Quarter	2nd Quarter	3rd Quarter	4th Quarter	Total	1st Quarter	2nd Quarter	3rd Quarter	4th Quarter	Total		Variance
1	2	3	4	5	6	7	8	9	10	11	12	13	14	15	16
I. Operations															
REVENUE COLLECTION IMPROVED															
CUSTOMS REVENUE ENHANCEMENT PROGRAM															
Outcome Indicators															
1. Percentage increase in revenue collection	Financial Service			6.2%	8.7%	3.6%	-0.3%	4.4%	26.4%	36.5%					2022 Jan.-Feb. Actual Collection based on BTR COR; 2022 March Collection based on BOC E2M Growth from 2021 Actual Collection: ((2022-188,557/2021-149,182)-1) = 26.4%
2. Proper/efficient examination and appraisal of imported goods resulted to additional revenues	Port Operations Service/Import and Assessment Service			0.80%	0.80%	0.80%	0.80%	3.20%	1.58%	1.14%					Additional duties are collected thru correction of value declared after proper appraisal of goods is done
3. Apprehension of smuggling activities	Enforcement Group			30	30	30	30	120	117	79					Exceeded the target
Output Indicators															
1. Amount of duties and taxes collected and percentage to BESF targets	Financial Service			P158,426 M	P165,851 M	P174,157 M	P173,222 M	P671,659 M	P188,506 M 19%	208,276 25.6%					2022 Jan. - May Actual Collection based on BTR COR; 2022 June Collection based on BOC E2M
2. Percentage of imported goods cleared within ten (10) days from filing of import declaration	Port Operations Service			24.40%	23.78%	24.18%	24.25%	96.61%	23.98%	24.04%					10 days include examination of goods as applicable
3. Number of cases filed under the Bureau's Action Team Against Smugglers (BATAS) Program within fifteen (15) days	Legal Service			9	9	9	9	36	24	22					Exceeded quarterly physical target by more than 200%

Particulars	Responsible Offices	UACS Code	Unit of Measure	Physical Targets					Physical Accomplishments					Remarks				
				1st Quarter	2nd Quarter	3rd Quarter	4th Quarter	Total	1st Quarter	2nd Quarter	3rd Quarter	4th Quarter	Total		Variance			
1	2	3	4	5	6	7	8	9	10	11	12	13	14	15	16			
2. SECURED TRADE FACILITATION BY INTERNATIONAL STANDARDS ACHIEVED																		
CUSTOMS BORDER PROTECTION AND CARGO CONTROL AND CLEARANCE PROGRAM																		
Outcome Indicators																		
1. Percentage of enforcement actions undertaken resulting to seizures	Intelligence Group			19%	19%	19%	18%	75%	144%	74%					IG will further intensify profiling and conduct of Intelligence Operations to meet the Physical Target			
	Enforcement Group			19%	19%	19%	18%	75%	74%	93%					Exceeded the target			
2. Percentage of cargo clearance process improved	Port Operations Service			0.5%	0.5%	0.5%	0.5%	2%	-2.02%	0.24%					Clearance process covers the period from arrival to release of goods, improvement is measured by comparing data of same period of present vs. previous year			
3. Apprehension of anti-social goods from illegal drugs, counterfeit goods, product of environment crimes, etc.	Intelligence Group			33	33	33	31	130	52	26					IG will further intensify profiling and conduct of Intelligence Operations to meet the Physical Target			
	Enforcement Group			33	33	33	31	130	117	79					Exceeded the target			
Output Indicators																		
1. Number of enforcement actions (alerts) undertaken	Intelligence Group			33	33	33	31	130	36	35					IG will further intensify profiling and conduct of Intelligence Operations to meet the Physical Target			
	Enforcement Group			22	22	22	24	90	88	65					Exceeded the target			
2. Percentage of shipment selected and physically examined or x-rayed	X-ray Inspection Project			0.005%	0.005%	0.005%	0.005%	2%	0.005%	0.005%					12% increase in the percentage of containers that went thru X-ray scanning for 2022 compared to 2021			
3. Number of cases of anti-social goods seized	Intelligence Group			33	33	33	31	130	52	26					IG will further intensify profiling and conduct of Intelligence Operations to meet the Physical Target			
	Enforcement Group			22	22	22	24	90	87	65					Exceeded the target			
<table border="0" style="width: 100%;"> <tr> <td style="width: 33%;"> Prepared by:  WILNORA L. CAWILE Chief, Planning and Policy Research Division Date: </td> <td style="width: 33%; text-align: center;"> In Coordination with:  BIENVENIDO R. DATUIN, JR. Director, Financial Management Office Date: </td> <td style="width: 33%; text-align: right;"> Approved by:  DONATO B. SAN JUAN Deputy Commissioner, IAG and Chief-Of-Staff, OCOM Date: </td> </tr> </table>																Prepared by:  WILNORA L. CAWILE Chief, Planning and Policy Research Division Date:	In Coordination with:  BIENVENIDO R. DATUIN, JR. Director, Financial Management Office Date:	Approved by:  DONATO B. SAN JUAN Deputy Commissioner, IAG and Chief-Of-Staff, OCOM Date:
Prepared by:  WILNORA L. CAWILE Chief, Planning and Policy Research Division Date:	In Coordination with:  BIENVENIDO R. DATUIN, JR. Director, Financial Management Office Date:	Approved by:  DONATO B. SAN JUAN Deputy Commissioner, IAG and Chief-Of-Staff, OCOM Date:																