

In following-up, pls. cite DMS ref #
2021-BA-0016107



REPUBLIC OF THE PHILIPPINES
DEPARTMENT OF BUDGET AND MANAGEMENT
 GENERAL SOLANO STREET, SAN MIGUEL, MANILA

ACKNOWLEDGEMENT RECEIPT

The **DEPARTMENT OF BUDGET AND MANAGEMENT** hereby acknowledges the receipt of your letter/request which has been uploaded to the DBM-Document Management System and routed to the appropriate office/s with the following information:

Sender: **BOC - PERSONAL DELIVERY**

Document Title: **BOC-FAR NO. 5 AS AT THE QUARTER ENDING 31, 2020**

Document Reference No: **2021-BA-0016107**

Date and Time Uploaded: **Thursday, February 11, 2021 2:43:21 PM**

Uploaded By: **CRD RECEIVING GLENN**

Routed To: **BMB-A Christine P. Santos**


CC:

Total no of pages received: **1 copy and 2 pages**

The determination of the completeness of the documentary requirements submitted, if any, is subject to the evaluation of the technical person in charge.

This receipt is system generated and does not require signature.

Received by:



**DOCUMENT
 MANAGEMENT
 SYSTEM**

As at the Quarter Ending December 31, 2020

Department : Department of Finance (DOF)
 Agency : Bureau of Customs
 Operating Unit : Central Office
 Organization Code : 11 002 0100000
 Fund Cluster : 03 - Special Account - Locally Funded/Domestic Grants Fund

Classification/Sources of Revenue and Other Receipts	UACS CODE	REVENUE TARGET (Annual) per BESF	Actual Revenue and Other Receipts Collections					Cumulative Remittance/Deposits to Date			Variance		Remarks
			1st Quarter Ending March 31	2nd Quarter Ending June 30	3rd Quarter Ending Sept. 30	4th Quarter Ending Dec. 31	Total	Remittance to BTR	Deposited with AGDB	TOTAL	Amount	%	
1	2	3	4	5	6	7	8=[(8+7)-3+9]	9	10	11=(9+10)	12=(8-3)	13=(12/3)	14
Special Account - Locally Funded/Domestic Grants Fund		0.00	4,924,061,671.00	7,159,850,488.00	5,364,495,985.00	3,329,766,940.00	20,778,175,082.00	20,819,978,853.00	158,196,228.00	20,778,175,081.00	20,778,175,082.00	0 %	
Revenue Collections		0.00	4,924,061,671.00	7,159,850,488.00	5,364,495,985.00	3,329,766,940.00	20,778,175,082.00	20,819,978,853.00	158,196,228.00	20,778,175,081.00	20,778,175,082.00	0 %	
Cash Revenue		0.00	4,924,061,671.00	7,159,850,488.00	5,364,495,985.00	3,329,766,940.00	20,778,175,082.00	20,819,978,853.00	158,196,228.00	20,778,175,081.00	20,778,175,082.00	0 %	
Tax		0.00	4,758,541,182.00	7,018,368,911.00	5,113,752,032.00	2,960,670,253.00	19,847,352,348.00	19,727,669,820.00	119,482,528.00	19,847,352,348.00	19,847,352,348.00	0 %	
Other Import Duties	4010301099	0.00	4,758,541,182.00	7,018,368,911.00	5,113,752,032.00	2,960,670,253.00	19,847,352,348.00	19,727,669,820.00	119,482,528.00	19,847,352,348.00	19,847,352,348.00	0 %	
Other Tax		0.00	167,520,519.00	143,481,575.00	250,743,853.00	369,096,687.00	930,822,734.00	892,109,033.00	38,713,700.00	930,822,733.00	930,822,734.00	0 %	
Other Service Income	4020185099	0.00	167,520,519.00	143,481,575.00	250,743,853.00	369,096,687.00	930,822,734.00	892,109,033.00	38,713,700.00	930,822,733.00	930,822,734.00	0 %	
TOTAL		0.00	4,924,061,671.00	7,159,850,488.00	5,364,495,985.00	3,329,766,940.00	20,778,175,082.00	20,819,978,853.00	158,196,228.00	20,778,175,081.00	20,778,175,082.00	0 %	

Prepared By:

ARMY KRISTINA A. ALONZO
 CUSTOMS OPERATIONS OFFICER III
 Date: 02/04/21

Recommending Approval:

EMILIO L. JASINTO
 CHIEF ACCOUNTANT
 Date: 02/04/21


Approved By:


REY LEONARDO B. GUERRERO
 COMMISSIONER
 Date:


As at the Quarter Ending December 31, 2020

Department : Department of Finance (DOF)
 Agency : Bureau of Customs
 Operating Unit : Central Office
 Organization Code : 11 002 0100000
 Fund Cluster : 01 - Regular Agency Fund

Classification/Sources of Revenue and Other Receipts	UACS CODE	REVENUE TARGET (Annual) per BESF	Actual Revenue and Other Receipts Collections					Cumulative Remittance/Deposits to Date			Variance		Remarks
			1st Quarter Ending March 31	2nd Quarter Ending June 30	3rd Quarter Ending Sept. 30	4th Quarter Ending Dec. 31	Total	Remittance to BTR	Deposited with AGDB	TOTAL	Amount	%	
1	2	3	4	5	6	7	8=[(6+(-)7)-8+9]	9	10	11=(9+10)	12=(8-3)	13=(12/3)	14
Regular Agency Fund		0.00	141,414,776,188.00	101,936,435,275.00	139,994,024,029.00	140,446,103,877.00	523,791,339,369.00	356,336,137,054.00	167,455,195,314.00	523,791,332,368.00	523,791,339,369.00	0 %	
Revenue Collections		0.00	141,414,776,188.00	101,936,435,275.00	139,994,024,029.00	140,446,103,877.00	523,791,339,369.00	356,336,137,054.00	167,455,195,314.00	523,791,332,368.00	523,791,339,369.00	0 %	
Cash Revenue		0.00	141,414,776,188.00	101,936,435,275.00	139,994,024,029.00	140,446,103,877.00	523,791,339,369.00	356,336,137,054.00	167,455,195,314.00	523,791,332,368.00	523,791,339,369.00	0 %	
Tax		0.00	140,856,400,760.00	101,596,096,325.00	139,416,163,991.00	139,566,943,146.00	521,439,624,222.00	355,713,645,866.00	165,725,971,364.00	521,439,617,220.00	521,439,624,222.00	0 %	
Other Import Duties	4010301099	0.00	13,777,617,746.00	13,208,394,672.00	12,111,497,123.00	13,154,547,897.00	52,262,057,236.00	27,664,100,964.00	24,267,966,273.00	52,262,057,237.00	52,262,057,238.00	0 %	
Excise - Others	4010302099	0.00	32,593,196,739.00	22,684,780,987.00	40,660,080,663.00	34,462,630,984.00	130,690,669,673.00	95,495,144,291.00	35,195,515,281.00	130,690,659,572.00	130,690,659,673.00	0 %	
Value Added Tax	4010303001	0.00	94,347,440,835.00	65,610,007,494.00	86,144,993,549.00	91,655,639,382.00	337,758,081,260.00	232,004,037,241.00	105,754,044,019.00	337,758,081,260.00	337,758,081,260.00	0 %	
Documentary Stamp Tax	4010401000	0.00	120,913,262.00	86,661,845.00	131,976,070.00	149,636,045.00	489,088,242.00	244,396,340.00	244,689,902.00	489,088,242.00	489,088,242.00	0 %	
Tax Revenue - Fines and Penalties - Taxes on Goods and Services	4010503000	0.00	17,262,156.00	8,351,327.00	67,634,366.00	156,490,038.00	249,737,909.00	5,985,030.00	243,765,879.00	249,730,909.00	249,730,909.00	0 %	
Non-Tax		0.00	558,375,428.00	336,336,950.00	577,840,038.00	877,160,731.00	2,351,715,147.00	622,491,168.00	1,729,223,960.00	2,351,715,148.00	2,351,715,147.00	0 %	
Other Permit Fees	4020101099	0.00	9,863,200.00	1,580,200.00	2,966,550.00	4,457,300.00	18,669,250.00	0.00	18,669,250.00	18,669,250.00	18,669,250.00	0 %	
Import Processing Fees	4020113009	0.00	160,624,530.00	135,136,430.00	160,866,819.00	160,592,053.00	657,233,832.00	611,070,400.00	46,163,432.00	657,233,832.00	657,233,832.00	0 %	
Other Service Income	4020199099	0.00	234,464,402.00	148,199,443.00	222,203,368.00	243,706,549.00	848,573,762.00	10,813,668.00	837,760,115.00	848,573,763.00	848,573,762.00	0 %	
Warehousing Fees	4020299003	0.00	18,583,233.00	4,363,500.00	11,763,680.00	10,266,280.00	44,976,693.00	0.00	44,976,693.00	44,976,693.00	44,976,693.00	0 %	
Other Business Income	4020299099	0.00	8,034,106.00	4,363,072.00	40,100,110.00	140,850,684.00	193,367,672.00	607,120.00	192,760,752.00	193,367,672.00	193,367,672.00	0 %	
Sale of Garnished/Confiscated/Abandoned/Seized Goods and Properties	4080101000	0.00	126,805,967.00	44,676,305.00	119,923,461.00	297,267,965.00	589,693,718.00	0.00	589,693,718.00	589,693,718.00	589,693,718.00	0 %	
TOTAL		0.00	141,414,776,188.00	101,936,435,275.00	139,994,024,029.00	140,446,103,877.00	523,791,339,369.00	356,336,137,054.00	167,455,195,314.00	523,791,332,368.00	523,791,339,369.00	0 %	
Note: Total Tax Credit utilized			42,751,392.00	190,235,076.00	77,124,690.00	63,742,421.00	373,863,579.00						
Utilized Advance duties			667,631,487.00	653,423,803.00	430,196,767.00	553,409,411.00	2,304,661,466.00						
Total Collections (TEF included)			140,704,393,309.00	101,092,778,396.00	139,466,702,572.00	139,829,952,045.00	521,112,824,321.00						

Prepared By:

ARMY KRISTINA A. ALONZO
 CUSTOMS OPERATIONS OFFICER III
 Date: 02/04/21

Recommending Approval:

EMILIO L. JACINTO
 CHIEF ACCOUNTANT
 Date: 02/04/21

Approved By:

REY LEONARDO B. GUERRERO
 COMMISSIONER
 Date: