

Bureau of Customs

Accomplishments during COVID-19

9 March – 18 May 2020


SENATE BRIEFING | May 20, 2020



- I. Trade Facilitation
- II. Border Control
- III. Revenue Collection
- IV. Anti-COVID-19 Efforts
- V. Challenges



OUTLINE OF REPORT





Trade Facilitation

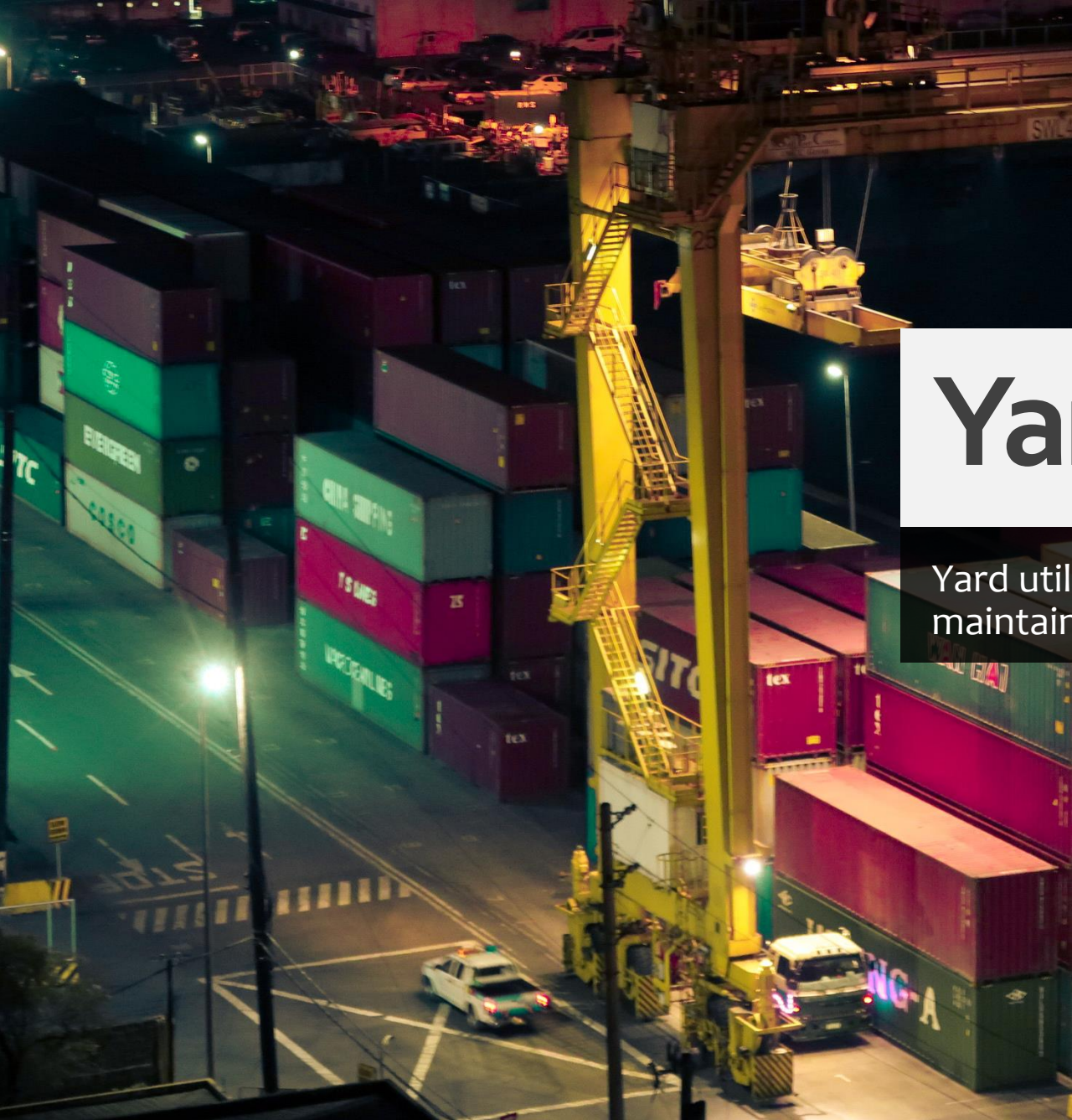
- PPE, Medical Supplies Released
- Yard Utilization Rate
- Average Container Dwell Time
- Number of Transferred Containers and Released Reefer Containers
- Number of Overstaying Containers Disposed
- Number of Accreditations Processed
- Number of Online Tickets Processed
- ICT Systems Implemented and for Implementation



Expeditious Release of PPEs and Medical Emergency Supplies

A total of 11,566 shipments of PPEs and Medical Supplies were released from March 9, 2020 to May 18, 2020.

Date	Arrived and Released Shipments
March 9-31, 2020	3,879
April 1-30, 2020	6,190
May 1-16, 2020	1,497
Total	11,566



Yard Utilization Rate

Yard utilization in POM and MICP significantly reduced and maintained at a normal percentage level.

	March 9-31, 2020	April 1-30, 2020	May 1-14, 2020
POM	49.74	70.41	70.57
MICP	66.58	71.02	55.97



Average Container Dwell Time

Port	Type	March 9-31, 2020	April 1-30, 2020	May 1-14, 2020
POM	Export	3.78	7.41	4.34
	Import	8.12	11.66	12.89
MICP	Export	4.77	5.62	5.62
	Import	6.07	10.24	7.96



Number of Transferred Containers & Released Reefer Containers

The BOC has transferred 5,651 containers and released 11,274 reefer containers from March 9 to May 14, 2020.

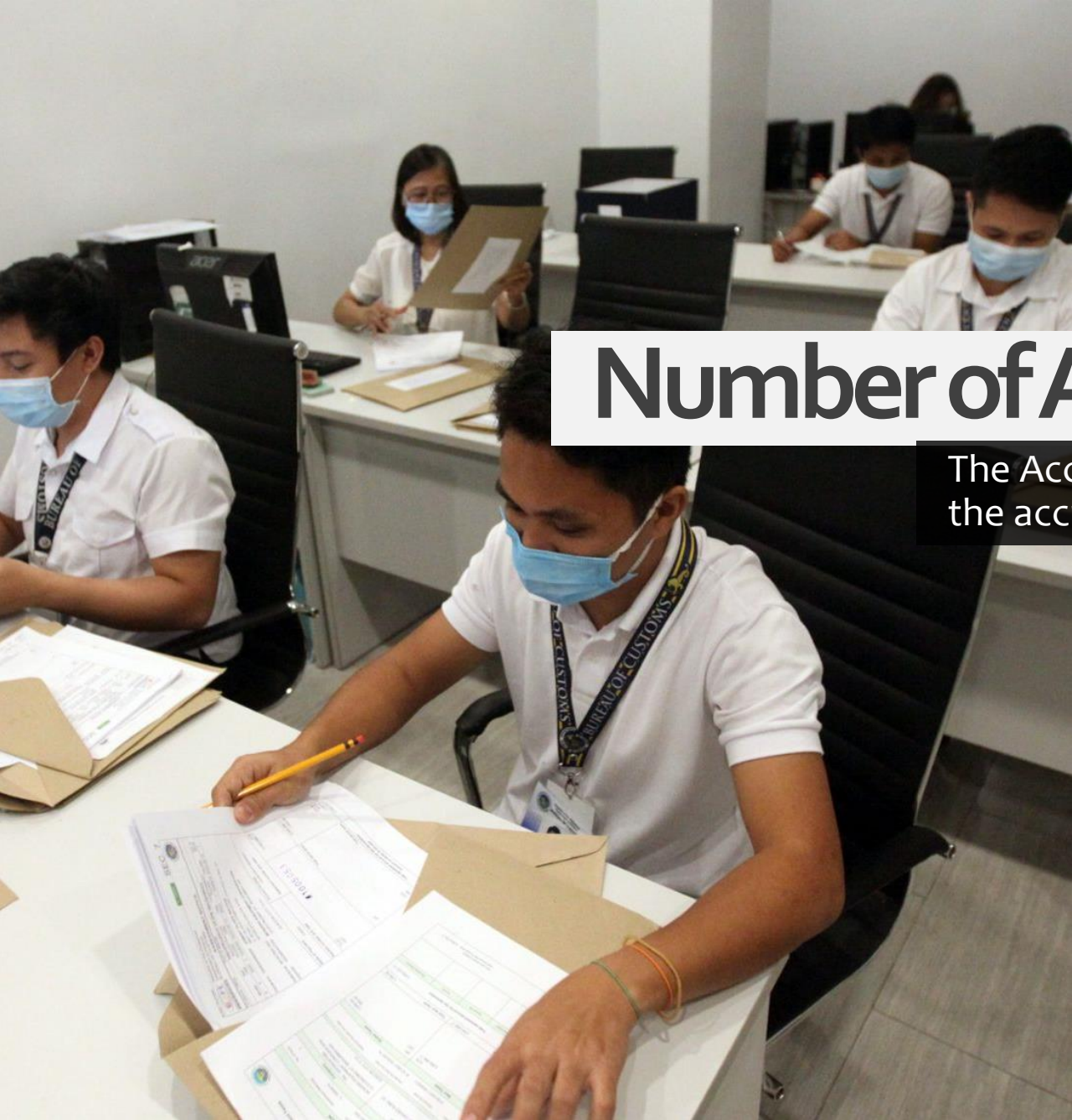
Port	Containers Transferred	Reefer Containers Released
POM	1,762	10,597
MICP	3,889	677
TOTAL	5,651	11,274



Number of Overstaying Containers Disposed

From the period March 17 to May 15, 2020, the BOC Ports disposed 530 overstaying containers through donation, condemnation and public auction.

Type of Disposal	Condemned
Condemnation	269
Donation	252
Auction	9
Total No. of Disposed Containers	530



Number of Accreditations Processed

The Accounts Management Office (AMO) was able to process the accreditation of 1,471 stakeholders.

Stakeholder	Applications Processed
Customs Broker	240
Importer	1,231
Total	1,471

Online Tickets Processed

For the period Mar 9 to May 16, 2020, the BOC processed and resolved 91,128 tickets corresponding to various issues and concerns.

Ticket Category	Processed Online Tickets	% of Total
Online Filing	71,584	78.55%
Operations	6,800	7.46%
General Inquiry	4,442	4.87%
Accreditation	3,866	4.24%
Feedback & Others	2,249	2.47%
MISTG	1,898	2.08%
Balikbayan-parcels	289	0.32%
TOTAL	91,128	100.00%

Average Response Time

1.12 days

Average Resolution Time

6.12 days



ICT Systems Implemented

The BOC is fast-tracking the roll-out of these projects and is expected to be fully implemented this year.

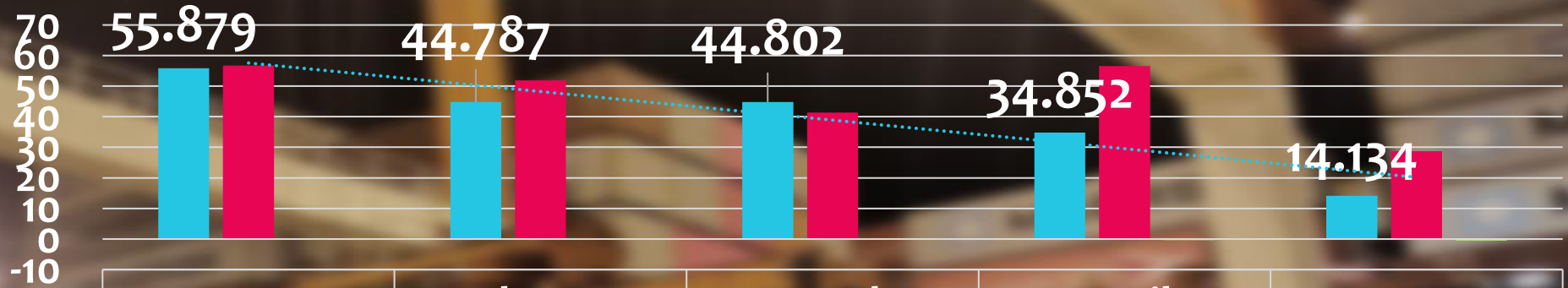
1. E2M Stabilization
2. Electronic Tracking of Containerized Cargo
3. Online Inventory Management System for both CBW and Off-Dock Container Yard/Container Freight Stations
4. Online Payment Platform for Miscellaneous Fees
5. Passenger Customs Clearance System
6. Philippine Customs Modernization Project



REVENUE COLLECTION

- January to May 2020 Collection Performance
- BOC Donations to NGAs and Organizations

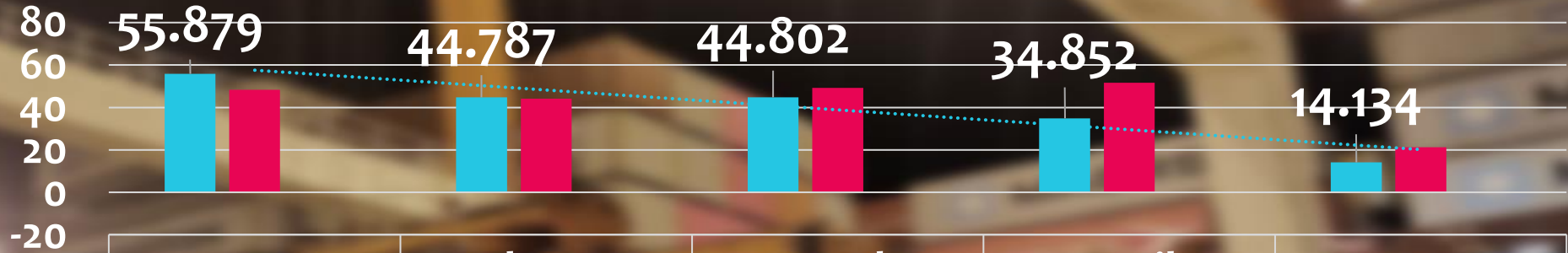
Revenue Collection Performance (January– May 14, 2020)



	January	February	March	April	May 1-14
■ 2020 Collection	55.879	44.787	44.802	34.852	14.134
■ 2020 Target	56.777	51.893	41.381	56.537	28.701
■ % Deviation	-1.58%	-13.69%	8.27%	-38.36%	-50.75%

January – May 14, 2020 (in Billions)			Collection vs Target (2020)	
	Collection	Target	Amount	%
Total	194.454	235.290	-40.836	-17.4%
Cash	193.689	235.290	-41.601	-17.7%
TEF	0.765	-	0.765	0.00%

Revenue Collection Growth (2020 vs 2019)



	January	February	March	April	May 1-14
■ 2020 Collection	55.879	44.787	44.802	34.852	14.134
■ 2019 Collection	48.376	44.200	49.294	51.675	21.292
■ % Deviation	15.51%	1.33%	-9.11%	-32.56%	-33.62%

January – May 15, 2020 (in Billions)			Collection (2020 vs 2019)	
	2020 Collection	2019 Collection	Amount	%
Total	194.454	214.836	-20.382	-9.5%
Cash	193.689	214.209	-20.520	-9.6%
TEF	0.765	0.628	0.137	21.8%

Donations to NGAs

Seven (7) donations of forfeited goods were processed by BOC on separate dates since March 7.



Donee	Items Donated	Quantity	Date	Port
DSWD	Rice	1500 bags	7-Mar-20	CDO
	Assorted new apparels	10 packages	19-Mar-20	Iloilo
OCD	Rice, Aquatic Products	320X20 containers	10-Apr-20	MICP
		186x40 containers		
	Canned Goods	1x40 container	15-Apr-20	POM
	Canned Goods	3x40 containers 4x20 containers	17-Apr-20	POM
DOH Region XI	Forfeited Medical Gloves	1x20 container	14-Apr-20	Davao
PCOO	Broadcasting Equipment	5X40 containers 1X20 containers	17-Apr-20	Davao

A low-angle photograph of four border control officers in dark uniforms and blue face masks standing on the deck of a ship. They are looking towards the left side of the frame. The background shows a blue sky with white clouds and a cityscape in the distance. The officers are wearing dark blue uniforms with patches and insignia. One officer in the foreground is wearing a dark cap and a tactical vest. The overall scene is professional and authoritative.

BORDER CONTROL

- Anti-Smuggling Operations
- Volume and Value of Seized Goods
- Number of Accreditations Revoked/Cancelled
- Number of Cases Filed



Anti-Smuggling Operations

- Strict border protection measures against illegal traders of PPEs and medical supplies are being implemented by BOC in cooperation with the PCG, AFP and NBI.

Description	Details
No. of LOA Issued	4
Goods Seized	Unregistered medicines, and various medical supplies and equipment
Estimated Value	P114,000,000.00



Value of Seized Goods

A total of 31 apprehensions were conducted amounting to more than P3.632 billion.

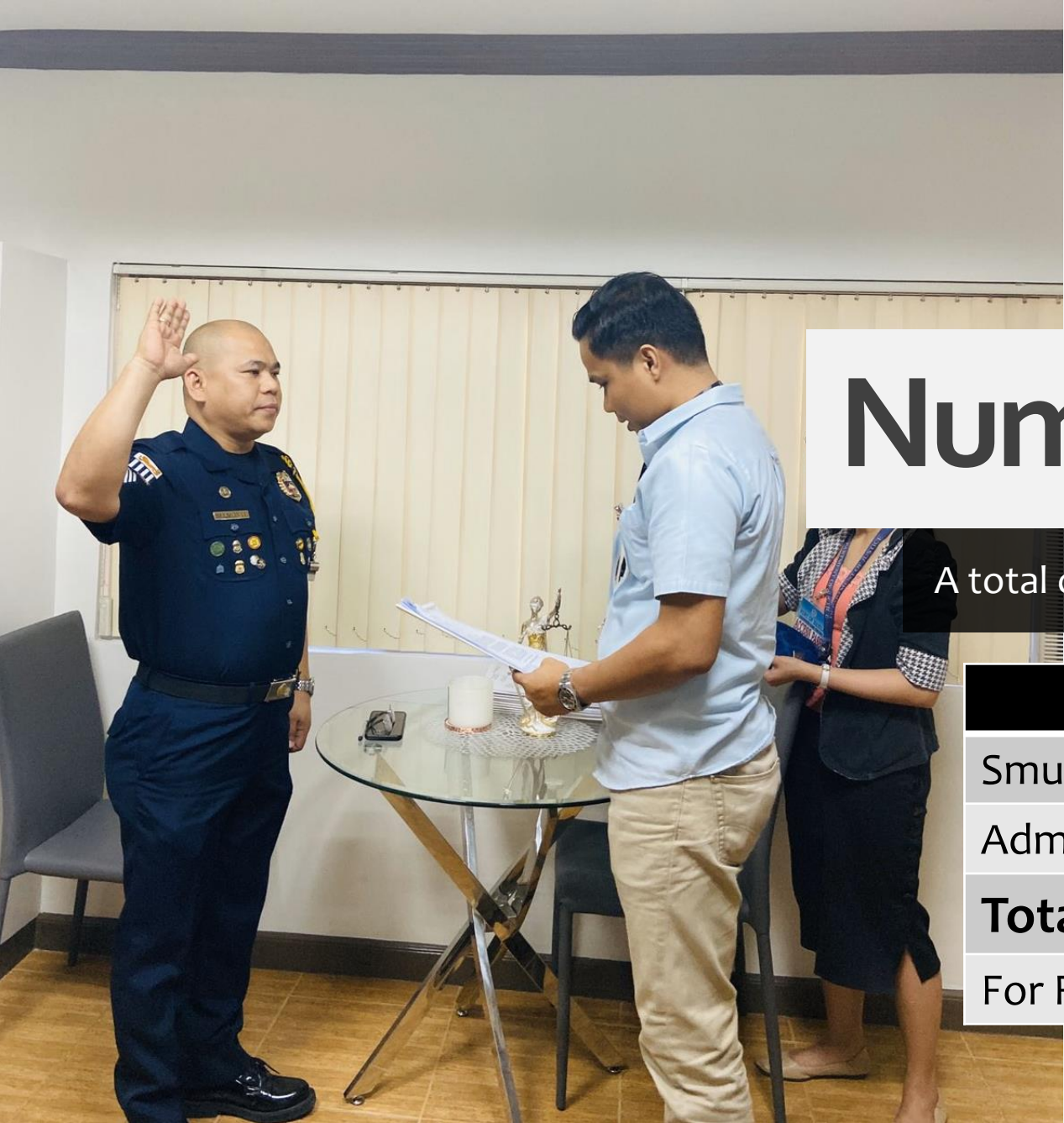
Type	No. Of Apprehensions	Value
Cigarettes	7	3,437,665,000.00
Illegal Drugs	7	23,228,867.00
Electronic Devices/Gadgets	1	57,573,280.00
Unregistered Chinese Medicines	12	70,018,855.00
PPEs, Medical Equipment/Devices	3	44,000,000.00
Currency	1	400,000.00
Total	31	3,632,886,002.00



Number of Accreditations Revoked

The BOC revoked the accreditation of 117 customs brokers and importers.

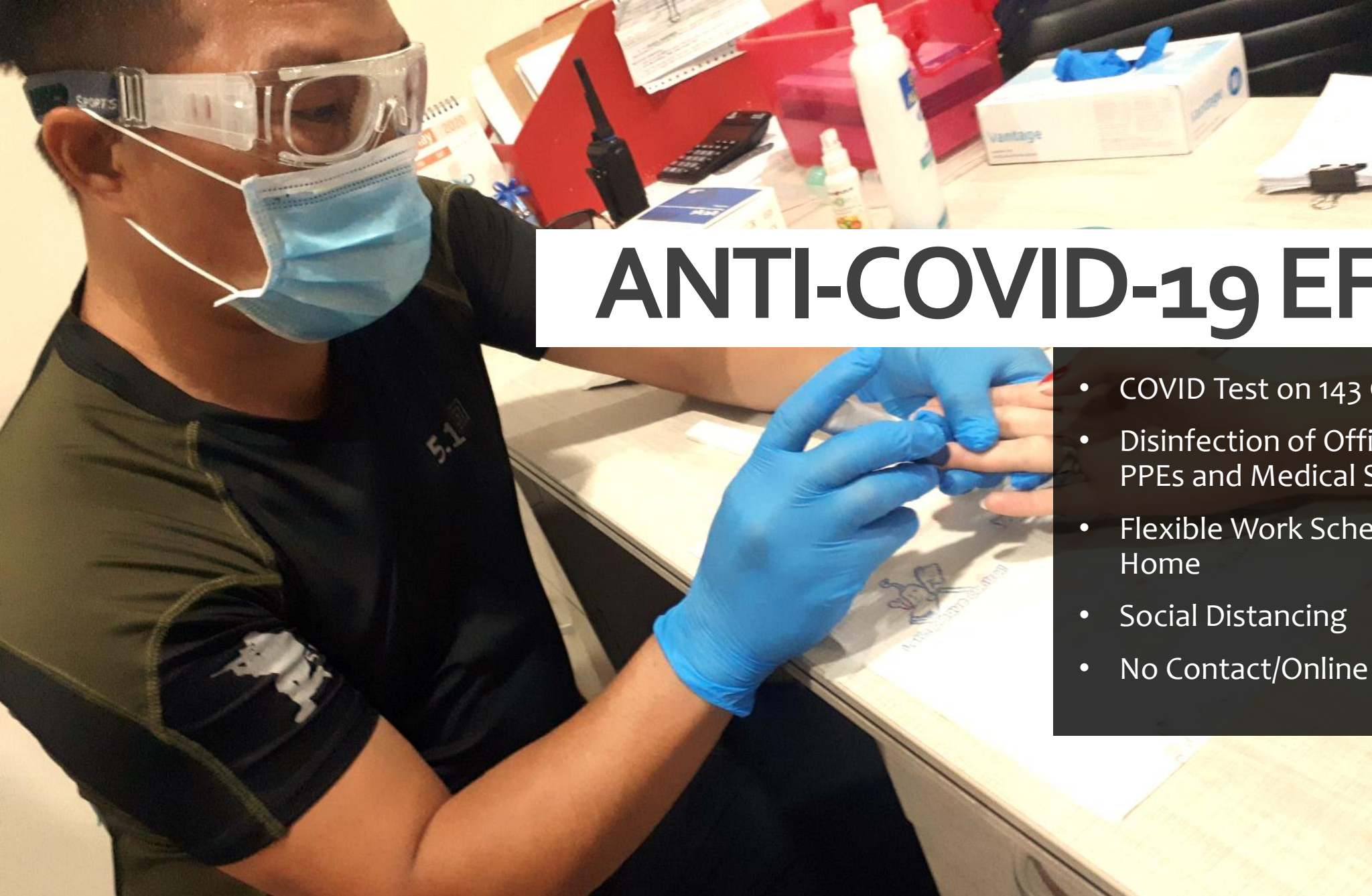
Stakeholder	Revoked/Cancelled
Customs Broker	11
Importer	106
Total	117



Number of Cases Filed

A total of 40 cases were filed from January to March 13, 2020.

Type	No. of Cases
Smuggling Cases Filed with DOJ	19
Administrative Cases Filed with PRC	21
Total Filed Cases	40
For Filing	12



ANTI-COVID-19 EFFORTS

- COVID Test on 143 Customs Employees
- Disinfection of Offices, Distribution of PPEs and Medical Supplies
- Flexible Work Schedule/Work-From-Home
- Social Distancing
- No Contact/Online Transaction Policy



CHALLENGES

- Slow Internet Connection
- Outdated Computer System
- Safety & Health of Frontliners



Thank you!