



REPUBLIC OF THE PHILIPPINES
DEPARTMENT OF FINANCE
BUREAU OF CUSTOMS
MANILA

September 10, 2019


The Resident Auditor
Bureau of Customs
Port Area, Manila

Madam:


Pursuant to **COA Circular No. 2013-002** dated January 30, 2013, as amended by **COA Circular No. 2014-003** dated April 15, 2014; **COA-DBM-DOF Joint Circular No. 2013-1** dated August 6, 2013, **COA-DBM-DOF Joint Circular No. 2014-1** dated November 7, 2014; and **COA Circular No. 2015-002** dated March 09, 2015, we are submitting our **three (3) pages Trial Balance, Fund Cluster 01-Regular Agency Fund, Regular Agency (RA) Books as of August 31, 2019.**


Thank you.

Very truly yours,


MARILOU A. CABIGON
Chief Accountant
Accounting Division
Financial Management Office

COA – Resident Auditor
Dept. of Budget and Management
File



 9/11/19
10:05 AM



Republic of the Philippines
DEPARTMENT OF FINANCE
BUREAU OF CUSTOMS

TRIAL BALANCE
Fund Cluster 01
Regular Agency Fund
As of August 31, 2019

PARTICULARS	ACCOUNT CODE	DEBIT	CREDIT
Cash - Collecting Officers	1 01 01 010 - 00	635,425.76	-
Petty Cash	1 01 01 020 - 00	2,583,628.82	-
Cash in Bank - Local Currency, Current Account	1 01 02 020 - 00	647,002,161.31	-
Cash - Treasury/Agency Deposit, Regular	1 01 04 010 - 00	71,900,181.89	-
Cash - Modified Disbursement System (MDS), Regular	1 01 04 040 - 00	239,350,905.04	-
Due from National Government Agencies	1 03 03 010 - 00	2,457,356,379.44	-
Due from Government-Owned and/or Controlled Corporations	1 03 03 020 - 00	2,844,807,446.02	-
Due from Central Office	1 03 04 010 - 00	163,842,313.92	-
Receivables - Disallowances/Charges	1 03 05 010 - 00	1,906,565,692.17	-
Due from Officers and Employees	1 03 05 020 - 00	5,398,035.20	-
Other Receivables	1 03 05 990 - 00	22,308,275.63	-
Office Supplies Inventory	1 04 04 010 - 00	17,179,251.12	-
Accountable Forms, Plates and Stickers Inventory	1 04 04 020 - 00	350,527,157.39	-
Drugs and Medicines Inventory	1 04 04 060 - 00	2,570,186.57	-
Medical, Dental and Laboratory Supplies Inventory	1 04 04 070 - 00	1,248,557.45	-
Other Supplies and Materials Inventory	1 04 04 990 - 00	2,000,098.09	-
Semi-Expandable Machinery	1 04 05 010 - 00	35,416.32	-
Semi-Expandable Office Equipment	1 04 05 020 - 00	3,286,203.51	-
Semi-Expandable Information and Communications Technology Equipment	1 04 05 030 - 00	934,101.36	-
Semi-Expandable Communications Equipment	1 04 05 070 - 00	21,320.00	-
Semi-Expandable Disaster Response and Rescue Equipment	1 04 05 080 - 00	47,500.01	-
Semi-Expandable Other Machinery and Equipment	1 04 05 190 - 00	72,300.00	-
Semi-Expandable Furniture and Fixtures	1 04 06 010 - 00	30,491,742.01	-
Semi-Expandable Books	1 04 06 020 - 00	55,500.00	-
Buildings	1 06 04 010 - 00	227,541,071.64	-
Accumulated Depreciation - Buildings	1 06 04 011 - 00	-	36,691,244.07
Other Structures	1 06 04 990 - 00	13,144,970.92	-
Accumulated Depreciation - Other Structures	1 06 04 991 - 00	-	164,633.04
Machinery	1 06 05 010 - 00	253,004,050.00	-
Accumulated Depreciation - Machinery	1 06 05 011 - 00	-	148,067.27
Office Equipment	1 06 05 020 - 00	146,809,199.33	-
Accumulated Depreciation - Office Equipment	1 06 05 021 - 00	-	50,720,972.73
Information and Communication Technology Equipment	1 06 05 030 - 00	787,725,965.52	-
Accumulated Depreciation - Information and Communication Technology Equipment	1 06 05 031 - 00	-	294,535,431.37
Communication Equipment	1 06 05 070 - 00	7,080,232.95	-
Accumulated Depreciation - Communication Equipment	1 06 05 071 - 00	-	1,156,361.76
Disaster Response and Rescue Equipment-Firefighting Equipment and Accessories	1 06 05 090 - 01	2,670,342.44	-
Accumulated Depreciation - Disaster Response and Rescue Equipment	1 06 05 091 - 00	-	1,330,327.53
Military, Police and Security Equipment	1 06 05 100 - 00	13,772,255.21	-
Accumulated Depreciation - Military, Police and Security Equipment	1 06 05 101 - 00	-	542,916.18
Medical Equipment	1 06 05 110 - 00	3,725.00	-
Accumulated Depreciation - Medical Equipment	1 06 05 111 - 00	-	2,123.26
Technical and Scientific Equipment	1 06 05 140 - 00	38,717,446.33	-
Accumulated Depreciation - Technical and Scientific Equipment	1 06 05 141 - 00	-	12,349,302.94
Other Machinery and Equipment	1 06 05 990 - 00	670,768,732.00	-
Accumulated Depreciation - Other Machinery and Equipment	1 06 05 991 - 00	-	496,594.42
Motor Vehicles	1 06 06 010 - 00	43,764,304.12	-
Accumulated Depreciation - Motor Vehicles	1 06 06 011 - 00	-	16,707,848.53
Furniture and Fixtures	1 06 07 010 - 00	108,304,412.20	-
Accumulated Depreciation - Furniture and Fixtures	1 06 07 011 - 00	-	21,380,673.88
Books	1 06 07 020 - 00	3,370,836.75	-
Construction in Progress-Buildings and Other Structures	1 06 99 030 - 00	655,261,740.89	-
Other Property, Plant and Equipment	1 06 99 990 - 00	78,950.00	-
Computer Software	1 08 01 020 - 00	35,416,976.40	-
Advances for Operating Expenses	1 99 01 010 - 00	635,577.79	-
Advances to Special Disbursing Officer	1 99 01 030 - 00	17,775,000.00	-

PARTICULARS	ACCOUNT CODE	DEBIT	CREDIT
Advances to Officers and Employees	1 99 01 040 - 00	349,017.23	-
Advances to Contractors	1 99 02 010 - 00	40,325,169.10	-
Prepaid Registration	1 99 02 030 - 00	9,566.67	-
Prepaid Insurance	1 99 02 050 - 00	898,910.99	-
Other Prepayments	1 99 02 990 - 00	230,287.50	-
Guaranty Deposits	1 99 03 020 - 00	1,674,595.73	-
Confiscated Property/Assets	1 99 99 040 - 00	236,103,234.50	-
Accounts Payable	2 01 01 010 - 00	-	217,180,270.02
Due to Officers and Employees	2 01 01 020 - 00	-	548,726,295.20
Tax Refunds Payable	2 01 03 010 - 00	-	636,476,946.15
Due to BIR	2 02 01 010 - 00	-	27,297,470.48
Due to GSIS	2 02 01 020 - 00	-	30,184,823.55
Due to Pag-IBIG	2 02 01 030 - 00	-	(294,269.13)
Due to PhilHealth	2 02 01 040 - 00	-	5,821,085.48
Due to NGAs	2 02 01 050 - 00	-	1,664,000,025.30
Due to GOCCs	2 02 01 060 - 00	-	3,482,838.46
Due to LGUs	2 02 01 070 - 00	-	291.49
Due to Central Office	2 03 01 010 - 00	-	158,130,750.03
Due to Operating Units	2 03 01 040 - 00	-	209,674,934.49
Guaranty/Security Deposits Payable	2 04 01 040 - 00	-	99,157,414.88
Other Deferred Credits	2 05 01 990 - 00	-	35,956,926.36
Other Payables	2 99 99 990 - 00	-	(1,498,478.15)
Accumulated Surplus/(Deficits)	3 01 01 010 - 00	-	5,197,151,665.46
Interest Income	4 02 02 210 - 00	-	230,121.60
Other Business Income	4 02 02 990 - 00	-	17,988,200.00
Subsidy from National Government	4 03 01 010 - 00	-	3,918,873,576.53
Income from Grants and Donations in Kind	4 04 02 020 - 00	-	39,989,900.00
Salaries and Wages-Regular-Civilian	5 01 01 010 - 01	627,301,415.04	-
Salaries and Wages-Casual/Contractual	5 01 01 020 - 00	675,257.66	-
Personnel Economic Relief Allowance (PERA)-Civilian	5 01 02 010 - 01	43,627,620.95	-
Representation Allowance (RA)	5 01 02 020 - 00	6,233,965.86	-
Transportation Allowance (TA)	5 01 02 030 - 01	5,641,965.86	-
Clothing/Uniform Allowance-Civilian	5 01 02 040 - 01	16,128,000.00	-
Subsistence Allowance-Military/Uniformed Personnel	5 01 02 050 - 01	1,134,720.00	-
Subsistence Allowance-Magna Carta Benefits for Public Health Workers under RA7305	5 01 02 050 - 03	13,850.00	-
Laundry Allowance-Magna Carta Benefits for Public Health Workers under RA7305	5 01 02 060 - 04	1,888.65	-
HP-Magna Carta Benefits for Public Health Workers under RA7305	5 01 02 110 - 05	34,412.52	-
Overtime Pay	5 01 02 130 - 01	651,382.33	-
Other Bonuses and Allowances-Collective Negotiation Agreement Incentive-Civilian	5 01 02 990 - 11	29,463,707.00	-
Other Bonuses and Allowances-MidYear Bonus	5 01 02 990 - 36	74,670,887.00	-
Retirement and Life Insurance Premiums	5 01 03 010 - 00	55,699,793.05	-
Pag-IBIG Contributions-Civilian	5 01 03 020 - 01	1,298,014.33	-
PhilHealth Contributions-Civilian	5 01 03 030 - 01	5,844,530.02	-
Employees Compensation Insurance Premiums-Civilian	5 01 03 040 - 01	2,383,118.45	-
Terminal Leave Benefits-Civilian	5 01 04 030 - 01	30,382,568.02	-
Other Personnel Benefits-Lump-sum for Step Increments-Length of Service	5 01 04 990 - 10	214,297.70	-
Other Personnel Benefits-Lump-sum for Step Increments-Meritorious Performance	5 01 04 990 - 11	3,401.06	-
Traveling Expenses-Local	5 02 01 010 - 00	8,307,601.74	-
Traveling Expenses-Foreign	5 02 01 020 - 00	2,885,117.44	-
Training Expenses	5 02 02 010 - 00	5,702,406.61	-
Office Supplies Expenses	5 02 03 010 - 00	20,416,131.41	-
Accountable Forms Expenses	5 02 03 020 - 00	9,263,170.17	-
Drugs and Medicines Expenses	5 02 03 070 - 00	1,067.75	-
Fuel, Oil and Lubricants Expenses	5 02 03 090 - 00	10,148,869.96	-
Semi-Expendable Machinery and Equipment Expenses-Office Equipment	5 02 03 210 - 02	335,643.95	-
Semi-Expendable Machinery and Equipment Expenses-ICT Equipment	5 02 03 210 - 03	609,737.01	-
Semi-Expendable Machinery and Equipment Expenses-Disaster Response and Rescue Eq	5 02 03 210 - 08	12,900.00	-
Semi-Expendable Furniture, Fixtures and Book Expenses- Furniture & Fixtures	5 02 03 220 - 01	2,317,676.75	-
Semi-Expendable Furniture, Fixtures and Book Expenses- Books	5 02 03 220 - 02	28,000.00	-
Other Supplies and Materials Expenses	5 02 03 990 - 00	255,310.21	-
Water Expenses	5 02 04 010 - 00	11,596,886.17	-
Electricity Expenses	5 02 04 020 - 00	38,500,909.20	-
Postage and Courier Services	5 02 05 010 - 00	1,594,505.34	-
Telephone Expenses-Mobile	5 02 05 020 - 01	1,533,481.35	-
Telephone Expenses-Landline	5 02 05 020 - 02	3,699,966.22	-
Internet Subscription Expenses	5 02 05 030 - 00	4,787,334.04	-

PARTICULARS	ACCOUNT CODE	DEBIT	CREDIT
Cable, Satellite, Telegraph and Radio Expenses	5 02 05 040 - 00	14,186.00	-
Confidential Expenses	5 02 10 010 - 00	34,750,000.00	-
Extraordinary and Miscellaneous Expenses	5 02 10 030 - 00	4,443,477.17	-
Auditing Services	5 02 11 020 - 00	107,354.00	-
Other Professional Services	5 02 11 990 - 00	68,007,566.63	-
Janitorial Services	5 02 12 020 - 00	2,478,095.68	-
Security Services	5 02 12 030 - 00	450,000.00	-
Other General Services	5 02 12 990 - 00	3,164,488.36	-
Other General Services-Others	5 02 12 990 - 99	1,855,389.60	-
Repairs and Maintenance-Buildings and Other Structures-Buildings	5 02 13 040 - 01	7,452,395.01	-
Repairs and Maintenance-Buildings and Other Structures-Other Structures	5 02 13 040 - 99	323,218.25	-
Repairs and Maintenance-Machinery	5 02 13 050 - 01	21,059.00	-
Repairs and Maintenance-Office Equipment	5 02 13 050 - 02	620,806.90	-
Repairs and Maintenance-ICT Equipment	5 02 13 050 - 03	115,765.00	-
Repairs and Maintenance-Disaster Response and Rescue Equipment	5 02 13 050 - 09	327,759.57	-
Repairs and Maintenance-Motor Vehicles	5 02 13 060 - 01	1,324,515.67	-
Repairs and Maintenance-Furniture and Fixtures	5 02 13 070 - 01	15,090.97	-
Taxes, Duties and Licenses	5 02 15 010 - 01	124,208.09	-
Fidelity Bond Premiums	5 02 15 020 - 00	1,540,554.99	-
Insurance Expenses	5 02 15 030 - 00	694,004.35	-
Advertising Expenses	5 02 99 010 - 00	1,000,284.80	-
Printing and Publication Expenses	5 02 99 020 - 00	211,781.76	-
Transportation and Delivery Expenses	5 02 99 040 - 00	545,284.50	-
Rent/Lease Expenses-Rents-Buildings and Structures	5 02 99 050 - 01	1,763,093.37	-
Rent/Lease Expenses-Rents-Motor Vehicles	5 02 99 050 - 03	123,025.00	-
Rent/Lease Expenses-Rents-Equipment	5 02 99 050 - 04	3,504,513.60	-
Subscription Expenses	5 02 99 070 - 00	2,214,817.07	-
Other Maintenance and Operating Expenses-Other Maintenance and Operating Expenses	5 02 99 990 - 99	5,058,058.91	-
Depreciation-Buildings	5 05 01 040 - 01	35,585.79	-
Depreciation-Machinery and Equipment-Machinery	5 05 01 050 - 01	31,977.06	-
Depreciation-ICT Equipment	5 05 01 050 - 03	3,202,325.61	-
Depreciation-Communication Equipment	5 05 01 050 - 07	4,798.26	-
Depreciation-Machinery and Equipment-Military, Police and Security Equipment	5 05 01 050 - 10	43,094.37	-
Depreciation-Motor Vehicles	5 05 01 060 - 01	33,202.68	-
Depreciation-Furniture and Fixtures	5 05 01 070 - 01	97,646.10	-
TOTAL		13,244,757,285.18	13,244,757,285.18

Certified Correct:

Mariou A. Cabigon
MARILOU A. CABIGON
 Chief Accountant
 Accounting Division
 Financial Management Office

m *gn*



REPUBLIC OF THE PHILIPPINES
DEPARTMENT OF FINANCE
BUREAU OF CUSTOMS
MANILA

September 10, 2019


The Resident Auditor
Bureau of Customs
Port Area, Manila

Madam:

Pursuant to **COA Circular No. 2013-002** dated January 30, 2013, as amended by **COA Circular No. 2014-003** dated April 15, 2014; **COA-DBM-DOF Joint Circular No. 2013-1** dated August 6, 2013, **COA-DBM-DOF Joint Circular No. 2014-1** dated November 7, 2014; and **COA Circular No. 2015-002** dated March 09, 2015, we are submitting our **one (1) page Trial Balance, Fund Cluster 02-Foreign-Assisted Project Fund, Regular Agency (RA) Books as of August 31, 2019.**

Thank you.

Very truly yours,


MARILOU A. CABIGON
Chief Accountant
Accounting Division
Financial Management Office

m *m*

COA – Resident Auditor
Dept. of Budget and Management
File




Republic of the Philippines
DEPARTMENT OF FINANCE
BUREAU OF CUSTOMS

TRIAL BALANCE
Fund Cluster 02
Foreign-Assisted Project Fund
As of August 31, 2019

PARTICULARS	ACCOUNT CODE	DEBIT	CREDIT
Due from National Government Agencies	1 03 03 010 - 00	1,319,118.05	-
Due from Officers and Employees	1 03 05 020 - 00	4,607,893.73	-
Buildings	1 06 04 010 - 00	44,922,532.58	-
Accumulated Depreciation - Buildings	1 06 04 011 - 00	-	12,718,102.04
Communication Equipment	1 06 05 070 - 00	38,000.00	-
Accumulated Depreciation - Communication Equipment	1 06 05 071 - 00	-	34,200.00
Technical and Scientific Equipment	1 06 05 140 - 00	6,575,221.65	-
Accumulated Depreciation - Technical and Scientific Equipment	1 06 05 141 - 00	-	5,917,699.49
Other Machinery and Equipment	1 06 05 990 - 00	7,953,453,000.00	-
Accumulated Depreciation - Other Machinery and Equipment	1 06 05 991 - 00	-	7,555,780,350.00
Furniture and Fixtures	1 06 07 010 - 00	272,274,173.16	-
Accumulated Depreciation - Furniture and Fixtures	1 06 07 011 - 00	-	198,470,651.65
Construction in Progress-Infrastructure Assets	1 06 99 020 - 00	29,882,341.26	-
Other Prepayments	1 99 02 990 - 00	280,850.00	-
Due to BIR	2 02 01 010 - 00	-	110,442.93
Due to GSIS	2 02 01 020 - 00	-	12,256.86
Due to Pag-IBIG	2 02 01 030 - 00	-	1,951.94
Due to PhilHealth	2 02 01 040 - 00	-	525.00
Other Payables	2 99 99 990 - 00	-	997,392.35
Accumulated Surplus/(Deficits)	3 01 01 010 - 00	-	539,309,558.17
TOTAL		8,313,353,130.43	8,313,353,130.43

Certified Correct:


MARILOU A. CABIGON
Chief Accountant
Accounting Division
Financial Management Office

m *fr*



REPUBLIC OF THE PHILIPPINES
DEPARTMENT OF FINANCE
BUREAU OF CUSTOMS
MANILA

September 10, 2019

The Resident Auditor
Bureau of Customs
Port Area, Manila

Madam:

Pursuant to **COA Circular No. 2013-002** dated January 30, 2013, as amended by **COA Circular No. 2014-003** dated April 15, 2014; **COA-DBM-DOF Joint Circular No. 2013-1** dated August 6, 2013, **COA-DBM-DOF Joint Circular No. 2014-1** dated November 7, 2014; and **COA Circular No. 2015-002** dated March 09, 2015, we are submitting our **one (1) page Trial Balance, Fund Cluster 03-Special Account, Locally Funded/Domestic Grants Fund, Regular Agency (RA) Books as of August 31, 2019.**

Thank you.

Very truly yours,


MARILOU A. CABIGON
Chief Accountant
Accounting Division
Financial Management Office

COA – Resident Auditor
Dept. of Budget and Management
File

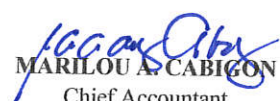


Republic of the Philippines
DEPARTMENT OF FINANCE
BUREAU OF CUSTOMS

TRIAL BALANCE
Fund Cluster 03
Special Account-Locally Funded
As of August 31, 2019

PARTICULARS	ACCOUNT CODE	DEBIT	CREDIT
Cash - Collecting Officers	1 01 01 010 - 00	402,015.39	-
Cash in Bank - Local Currency, Current Account	1 01 02 020 - 00	967,925.05	-
Cash - Treasury/Agency Deposit, Special Account	1 01 04 020 - 00	2,924,449,529.00	-
Cash - Modified Disbursement System (MDS), Regular	1 01 04 040 - 00	12,020,357.56	-
Due from Government-Owned and/or Controlled Corporations	1 03 03 020 - 00	29,000,000.00	-
Office Equipment	1 06 05 020 - 00	839,236.60	-
Accumulated Depreciation - Office Equipment	1 06 05 021 - 00	-	755,312.94
Information and Communication Technology Equipment	1 06 05 030 - 00	87,637,712.50	-
Accumulated Depreciation - Information and Communication Technology Equipment	1 06 05 031 - 00	-	40,849,526.25
Other Machinery and Equipment	1 06 05 990 - 00	508,094.93	-
Accumulated Depreciation - Other Machinery and Equipment	1 06 05 991 - 00	-	217,210.47
Furniture and Fixtures	1 06 07 010 - 00	1,064,532.95	-
Accumulated Depreciation - Furniture and Fixtures	1 06 07 011 - 00	-	646,604.73
Advances to Contractors	1 99 02 010 - 00	3,412,447.50	-
Other Assets	1 99 99 990 - 00	480,000,000.00	-
Accounts Payable	2 01 01 010 - 00	-	88,280.47
Due to BIR	2 02 01 010 - 00	-	64,105.00
Due to NGAs	2 02 01 050 - 00	-	480,000,000.00
Guaranty/Security Deposits Payable	2 04 01 040 - 00	-	4,224,935.00
Accumulated Surplus/(Deficits)	3 01 01 010 - 00	-	2,692,352,266.32
Other Service Income	4 02 01 990 - 00	-	321,758,056.68
Subsidy from National Government	4 03 01 010 - 00	-	8,234.55
Other Professional Services	5 02 11 990 - 00	504,548.65	-
Other Maintenance and Operating Expenses-Other Maintenance and Operating Expenses	5 02 99 990 - 99	158,132.28	-
TOTAL		3,540,964,532.41	3,540,964,532.41

Certified Correct:


MARILOU A. CABIGON
Chief Accountant
Accounting Division
Financial Management Office

M

fm



REPUBLIC OF THE PHILIPPINES
DEPARTMENT OF FINANCE
BUREAU OF CUSTOMS
MANILA

September 10, 2019

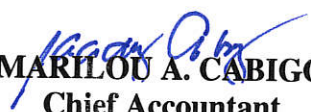
The Resident Auditor
Bureau of Customs
Port Area, Manila

Madam:

Pursuant to **COA Circular No. 2013-002** dated January 30, 2013, as amended by **COA Circular No. 2014-003** dated April 15, 2014; **COA-DBM-DOF Joint Circular No. 2013-1** dated August 6, 2013, **COA-DBM-DOF Joint Circular No. 2014-1** dated November 7, 2014; and **COA Circular No. 2015-002** dated March 09, 2015, we are submitting our **one (1) page Trial Balance, Fund Cluster 07-Trust Fund, Regular Agency (RA) Books as of August 31, 2019.**

Thank you.

Very truly yours,


MARILOU A. CABIGON
Chief Accountant
Accounting Division
Financial Management Office

COA – Resident Auditor
Dept. of Budget and Management
File

M

SM

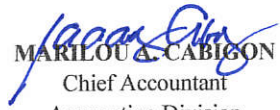


Republic of the Philippines
DEPARTMENT OF FINANCE
BUREAU OF CUSTOMS

TRIAL BALANCE
Fund Cluster 07
Trust Fund
As of August 31, 2019

PARTICULARS	ACCOUNT CODE	DEBIT	CREDIT
Cash - Collecting Officers	1 01 01 010 - 00	8,122,533.09	-
Cash in Bank - Local Currency, Current Account	1 01 02 020 - 00	1,186,456,404.80	-
Cash - Treasury/Agency Deposit, Trust	1 01 04 030 - 00	15,017,537,943.51	-
Cash - Modified Disbursement System (MDS), Trust	1 01 04 060 - 00	2,388,570,022.29	-
Semi-Expandable Furniture and Fixtures	1 04 06 010 - 00	6,900.00	-
Information and Communication Technology Equipment	1 06 05 030 - 00	112,000.00	-
Advances for Operating Expenses	1 99 01 010 - 00	1,886,912.96	-
Awards and Rewards Payable	2 01 01 080 - 00	-	857,755,814.68
Tax Refunds Payable	2 01 03 010 - 00	-	14,204,370,420.85
Due to BIR	2 02 01 010 - 00	-	58,659,952.64
Trust Liabilities	2 04 01 010 - 00	-	3,469,070,597.54
Guaranty/Security Deposits Payable	2 04 01 040 - 00	-	2,485,827.41
Other Payables	2 99 99 990 - 00	-	8,736,082.43
Accumulated Surplus/(Deficits)	3 01 01 010 - 00	-	1,614,021.10
TOTAL		18,602,692,716.65	18,602,692,716.65

Certified Correct:


MARILOU A. CABIGON
Chief Accountant
Accounting Division
Financial Management Office

M

fn