



In following-up, pls. cite DMS ref #

**2020-BA-0007496**

REPUBLIC OF THE PHILIPPINES  
**DEPARTMENT OF BUDGET AND MANAGEMENT**  
GENERAL SOLANO STREET, SAN MIGUEL, MANILA

**ACKNOWLEDGEMENT RECEIPT**

The **DEPARTMENT OF BUDGET AND MANAGEMENT** hereby acknowledges the receipt of your letter/request which has been uploaded to the DBM-Document Management System and routed to the appropriate office/s with the following information:

Sender: BOC - PERSONAL DELIVERY

Document Title: BOC - FY 2019 QUARTERLY PHYSICAL REPORT OF OPERATIONS

Document Reference No: 2020-BA-0007496

Date and Time Uploaded: Thursday, January 23, 2020 8:20:14 AM

Uploaded By: RECEIVING RAPHAEL GONZALES

Routed To: BMB-A Christine P. Santos


CC:

Total no of pages received: 1 copy and 2 pages

The determination of the completeness of the documentary requirements submitted, if any, is subject to the evaluation of the technical person in charge.

This receipt is system generated and does not require signature.

Received by:



**DOCUMENT  
MANAGEMENT  
SYSTEM**



FY 2019 QUARTERLY PHYSICAL REPORT OF OPERATIONS

As of December 31, 2019

Department : Department of Finance  
 Agency : Bureau of Customs  
 Operating Unit :  
 Organization Code : 11-002-00-00000

x	Current Year Appropriations
	Supplemental Appropriations
	Continuing Appropriations
	Off-Budget Account

Particulars	Responsible Offices	UACS Code	Unit of Measure	Physical Targets					Physical Accomplishments					Remarks	
				1st Quarter	2nd Quarter	3rd Quarter	4th Quarter	Total	1st Quarter	2nd Quarter	3rd Quarter	4th Quarter	Total		Variance
1	2	3	4	5	6	7	8	9	10	11	12	13	14	15	16
<b>I. Operations</b>															
REVENUE COLLECTION IMPROVED															
CUSTOMS REVENUE ENHANCEMENT PROGRAM															
Outcome Indicators															
1. Percentage increase in revenue collection	Financial Service			8.4%	10.1%	13.6%	13.8%	11.6%	9.3%	7.7%	7.6%	1.90%	6.50%	5.20%	
2. Proper/efficient examination and appraisal of imported	Port Operations Service			0.86%	0.79%	1.50%	1.50%	4.65%	1.27%	1.33%	1.24%	1.47%	5.30%	0.65%	
3. Apprehension of smuggling activities	Enforcement Group			10	20	20	10	60	80	63	76	24	243	183	
Output Indicators															
1. Amount of duties and taxes collected and percentage to BESF targets	Financial Service			P140,667	P164,662	P176,418	P180,419	P662,165	P141,870	161,141	167,038	161,556	631,605	95%	4th Quarter preliminary subject to BTR reconciliation
2. Percentage of imported goods cleared within ten (10) days from filing of import declaration	Port Operations Service			23.65%	22.71%	25.12%	25.12%	96.61%	24.18%	24.60%	24.56%	24%	98%	1.04%	
3. Number of cases filed under the Bureau's Action Team Against Smugglers (BATAS) Program within fifteen (15) days	Legal Service			6	6	6	6	24 cases	6	3	7	11	27	3	

*James*  
1/17/20

SECURED TRADE FACILITATION BY INTERNATIONAL STANDARDS ACHIEVED  
 CUSTOMS BORDER PROTECTION AND CARGO CONTROL AND CLEARANCE PROGRAM

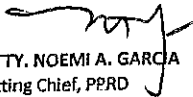
Outcome Indicators

1	Percentage of enforcement actions undertaken resulting to seizures	IG/EG			2%	2%	2%	2%	2%	1%	2%	1%	1%	5%	3%
2	Percentage of cargo clearance process improved	Port Operations Service			1.50%	1.50%	1.50%	1.50%	6%	1.45%	2.32%	4.03%	2.13%	9.93%	3.93%
3	Apprehension of anti-social goods from illegal drugs, counterfeit goods, product of environment crimes, etc.	IG&EG			5	15	15	15	50	88	17	96(20&76)	166(142&24)	367	317


Output Indicators

1	Number of enforcement actions (alerts) undertaken	IG&EG			300	300	300	300	1200	55	72	62	98(86&12)	287	-913
2	Percentage of shipment selected and physically examined or x-rayed	X-ray (Inspection Project)			2%	2%	2%	2%	2%	2%	2%	2%	2%	8%	6%
3	Number of cases of anti-social goods seized	IG&EG			5	15	15	15	50	45	17	65(20&45)	160(142&18)	287	237

Prepared by:

  
 ATTY. NOEMI A. GARCIA  
 Acting Chief, PPRD  
 Date: 14-Jan-20

Approved by:

  
 DONATO B. SAN JUAN  
 Deputy Commissioner, IAG and Chief-Of-Staff, OCOM  
 Date: 14-Jan-20