

STATEMENT OF APPROPRIATIONS, ALLOTMENTS, OBLIGATIONS, DISBURSEMENTS AND BALANCES

As at the Quarter Ending March 31, 2021

Department : Department of Finance (DOF)
Agency/Entity : Bureau of Customs
Operating Unit : Central Office
Organization Code (UACS) : 11 002 0100000
Fund Cluster : 01 Regular Agency Fund

Legend table with columns: X (Current Year Appropriations), Supplemental Appropriations, Continuing Appropriations

(e.g. UACS Fund Cluster: 01-Regular Agency Fund, 02-Foreign Assisted Projects Fund, 03-Special Account-Locally Funded/Domestic Grants Fund, and 04-Special Account-Foreign Assisted/Foreign Grants Fund)

Main data table with columns: Particulars, UACS CODE, Appropriations (Authorized, Adjusted, Allotments), Allotments (Transfer To, Transfer From), Current Year Obligations (1st-4th Quarter, Total), Current Year Disbursements (1st-4th Quarter, Total), Balances (Unreleased, Unobligated, Unpaid Obligations).

STATEMENT OF APPROPRIATIONS, ALLOTMENTS, OBLIGATIONS, DISBURSEMENTS AND BALANCES
As at the Quarter Ending March 31, 2021

Department : Department of Finance (DOF)
 Agency/Entity : Bureau of Customs
 Operating Unit : Central Office
 Organization Code (UACS) : 11 002 0100000
 Fund Cluster : 01 Regular Agency Fund

X	Current Year Appropriations
	Supplemental Appropriations
	Continuing Appropriations

(e.g. UACS Fund Cluster: 01-Regular Agency Fund, 02-Foreign Assisted Projects Fund, 03-Special Account-Locally Funded/Domestic Grants Fund, and 04-Special Account-Foreign Assisted/Foreign Grants Fund)

Particulars	UACS CODE	Appropriations			Allotments			Current Year Obligations				Current Year Disbursements				Balances							
		Authorized Appropriations	Adjustments (Transfer To/From, Modifications/)	Adjusted Appropriations	Allotments Received	Adjustments (Reductions, Modifications/)	Transfer To	Transfer From	Adjusted Total Allotments	1st Quarter Ending March 31	2nd Quarter Ending June 30	3rd Quarter Ending Sept. 30	4th Quarter Ending Dec. 31	TOTAL	1st Quarter Ending March 31	2nd Quarter Ending June 30	3rd Quarter Ending Sept. 30	4th Quarter Ending Dec. 31	TOTAL	Unreleased Appro	Unobligated Allotments	Unpaid Obligations	
																						Due and Demandable	Not Yet Due and Demandable
1	2	3	4	5=(3+4)	6	7	8	9	10=[(6+(-)7)-8+9]	11	12	13	14	15=(11+12+13+14)	16	17	18	19	20=(16+17+18+19)	21	22	23	24
PS		123,650,000.00	0.00	123,650,000.00	123,650,000.00	0.00	0.00	0.00	123,650,000.00	23,966,732.23	0.00	0.00	0.00	23,966,732.23	25,996,815.23	0.00	0.00	0.00	25,996,815.23	0.00	94,653,267.77	0.00	2,979,917.00
Sub-total II. Automatic Appropriations		123,650,000.00	0.00	123,650,000.00	123,650,000.00	0.00	0.00	0.00	123,650,000.00	23,966,732.23	0.00	0.00	0.00	23,966,732.23	25,996,815.23	0.00	0.00	0.00	25,996,815.23	0.00	94,653,267.77	0.00	2,979,917.00
PS		123,650,000.00	0.00	123,650,000.00	123,650,000.00	0.00	0.00	0.00	123,650,000.00	23,966,732.23	0.00	0.00	0.00	23,966,732.23	25,996,815.23	0.00	0.00	0.00	25,996,815.23	0.00	94,653,267.77	0.00	2,979,917.00
MOOE		0.00	0.00	0.00	0.00	0.00	0.00	0.00	0.00	0.00	0.00	0.00	0.00	0.00	0.00	0.00	0.00	0.00	0.00	0.00	0.00	0.00	0.00
FinE		0.00	0.00	0.00	0.00	0.00	0.00	0.00	0.00	0.00	0.00	0.00	0.00	0.00	0.00	0.00	0.00	0.00	0.00	0.00	0.00	0.00	0.00
CO		0.00	0.00	0.00	0.00	0.00	0.00	0.00	0.00	0.00	0.00	0.00	0.00	0.00	0.00	0.00	0.00	0.00	0.00	0.00	0.00	0.00	0.00
IV. Reversion of the Unobligated Allotments charged against R.A. Nos. 11455 and 11494		0.00	0.00	0.00	0.00	0.00	0.00	0.00	0.00	0.00	0.00	0.00	0.00	0.00	0.00	0.00	0.00	0.00	0.00	0.00	0.00	0.00	0.00
GRAND TOTAL		2,703,228,000.00	0.00	2,703,228,000.00	2,703,228,000.00	0.00	0.00	0.00	2,703,228,000.00	600,604,746.48	0.00	0.00	0.00	600,604,746.48	515,512,033.01	0.00	0.00	0.00	515,512,033.01	0.00	2,187,715,266.99	0.00	85,092,713.47
PS		1,552,770,000.00	0.00	1,552,770,000.00	1,552,770,000.00	0.00	0.00	0.00	1,552,770,000.00	413,166,516.74	0.00	0.00	0.00	413,166,516.74	390,473,540.98	0.00	0.00	0.00	390,473,540.98	0.00	1,139,603,481.26	0.00	22,692,977.78
MOOE		1,072,458,000.00	0.00	1,072,458,000.00	1,072,458,000.00	0.00	0.00	0.00	1,072,458,000.00	187,438,227.74	0.00	0.00	0.00	187,438,227.74	125,036,492.03	0.00	0.00	0.00	125,036,492.03	0.00	855,619,772.26	0.00	62,399,735.71
CO		78,000,000.00	0.00	78,000,000.00	78,000,000.00	0.00	0.00	0.00	78,000,000.00	0.00	0.00	0.00	0.00	0.00	0.00	0.00	0.00	0.00	0.00	0.00	78,000,000.00	0.00	0.00
Recapitulation by CO:																							
I. Agency Specific Budget		2,058,322,000.00	0.00	2,058,322,000.00	2,058,322,000.00	0.00	0.00	0.00	2,058,322,000.00	431,815,050.29	0.00	0.00	0.00	431,815,050.29	367,301,320.79	0.00	0.00	0.00	367,301,320.79	0.00	1,696,506,679.71	0.00	64,513,739.50
CUSTOMS REVENUE ENHANCEMENT PROGRAM		1,553,697,000.00	0.00	1,553,697,000.00	1,553,697,000.00	0.00	0.00	0.00	1,553,697,000.00	341,530,719.47	0.00	0.00	0.00	341,530,719.47	280,797,927.96	0.00	0.00	0.00	280,797,927.96	0.00	1,212,116,280.53	0.00	60,782,791.51
CUSTOMS BORDER PROTECTION AND CARGO CONTROL AND CLEARANCE PROGRAM		514,625,000.00	0.00	514,625,000.00	514,625,000.00	0.00	0.00	0.00	514,625,000.00	90,234,340.82	0.00	0.00	0.00	90,234,340.82	86,503,392.83	0.00	0.00	0.00	86,503,392.83	0.00	424,390,699.18	0.00	3,730,947.59

CERTIFIED CORRECT:

JESUS M PAULINE, JR.
Acting Chief, Budget Division
Date:

RECOMMENDING APPROVAL:

MARILOU A CABIGON
Collector V/Chief Accountant
Date:

APPROVED:

REY LEONARDO B GUERRERO
Commissioner
Date:

SUMMARY OF APPROPRIATIONS, ALLOTMENTS, OBLIGATIONS, DISBURSEMENTS AND BALANCES BY OBJECT OF EXPENDITURES

As at the Quarter Ending March 31, 2021

Department : Department of Finance (DOF)
Agency : Bureau of Customs
Operating Unit : Central Office
Organization Code (UACS) : 11 002 0100000
Fund Cluster : 01 Regular Agency Fund

Legend table with columns: X (Current Year Appropriations), (Supplemental Appropriations), (Continuing Appropriations)

(e.g. UACS Fund Cluster: 01-Regular Agency Fund, 02-Foreign Assisted Projects Fund, 03-Special Account-Locally Funded/Domestic Grants Fund, and 04-Special Account-Foreign Assisted/Foreign Grants Fund)

Main data table with columns: Particulars, UACS CODE, Appropriations (Authorized, Adjustments, Adjusted), Allotments (Received, Adjustments, Transfer To, Transfer From, Adjusted), Obligations (1st-4th Quarter, TOTAL), Disbursements (1st-4th Quarter, TOTAL), Balances (Unreleased, Unobligated, Unpaid Obligations)

SUMMARY OF APPROPRIATIONS, ALLOTMENTS, OBLIGATIONS, DISBURSEMENTS AND BALANCES BY OBJECT OF EXPENDITURES
As at the Quarter Ending March 31, 2021

Department : Department of Finance (DOF)
Agency : Bureau of Customs
Organization Unit : Central Office
Organization Code (UACS) : 11 002 0100000
Fund Cluster : 01 Regular Agency Fund

Table with 2 columns: Symbol (X) and Description (Current Year Appropriations, Supplemental Appropriations, Continuing Appropriations)

(e.g. UACS Fund Cluster: 01-Regular Agency Fund, 02-Foreign Assisted Projects Fund, 03-Special Account-Locally Funded/Domestic Grants Fund, and 04-Special Account-Foreign Assisted/Foreign Grants Fund)

Main data table with columns: Particulars, UACS CODE, Appropriations, Allotments, Obligations, Disbursements, Balances. Includes sub-columns for Adjustments, Transfer To/From, and Unreleased/Unobligated amounts.

**SUMMARY OF APPROPRIATIONS, ALLOTMENTS, OBLIGATIONS, DISBURSEMENTS AND BALANCES BY OBJECT OF EXPENDITURES
As at the Quarter Ending March 31, 2021**

Department : Department of Finance (DOF)
 Agency : Bureau of Customs
 Operating Unit : Central Office
 Organization Code (UACS) : 11 002 0100000
 Fund Cluster : 01 Regular Agency Fund

X	Current Year Appropriations
	Supplemental Appropriations
	Continuing Appropriations

(e.g. UACS Fund Cluster: 01-Regular Agency Fund, 02-Foreign Assisted Projects Fund, 03-Special Account-Locally Funded/Domestic Grants Fund, and 04-Special Account-Foreign Assisted/Foreign Grants Fund)

Particulars	UACS CODE	Appropriations					Allotments			Obligations					Disbursements					Balances				
		Authorized Appropriations	Adjustments (Transfer To/From, Modifications/ Augmentations)	Adjusted Appropriations	Allotments Received	Adjustments (Reductions, Modifications/ Augmentations)	Transfer To	Transfer From	Adjusted Allotments	1st Quarter Ending March 31	2nd Quarter Ending June 30	3rd Quarter Ending Sept. 30	4th Quarter Ending Dec. 31	TOTAL	1st Quarter Ending March 31	2nd Quarter Ending June 30	3rd Quarter Ending Sept. 30	4th Quarter Ending Dec. 31	TOTAL	Unreleased Appropriations	Unobligated Allotments	Unpaid Obligations (15-20)=(23+24)		
																						Due and Demandable	Not Yet Due and Demandable	
1	2	3	4	5=(3+4)	6	7	8	9	10=[(6+(-)7)-8+9]	11	12	13	14	15=(11+12+13+14)	16	17	18	19	20=(16+17+18+19)	21=(5-10)	22=(10-15)	23	24	
Rents - Equipment	502990504	11,913,000.00	0.00	11,913,000.00	11,913,000.00	0.00	0.00	0.00	11,913,000.00	3,591,591.10	0.00	0.00	0.00	3,591,591.10	305,200.00	0.00	0.00	0.00	305,200.00	0.00	5,331,408.90	0.00	0.00	5,336,817.80
Subscription Expenses	502990700	160,961,000.00	0.00	160,961,000.00	160,961,000.00	0.00	0.00	0.00	160,961,000.00	16,719,781.74	0.00	0.00	0.00	16,719,781.74	15,827,617.71	0.00	0.00	0.00	15,827,617.71	0.00	144,241,218.26	0.00	0.00	144,241,218.26
ICT Software Subscription	502990701	132,555,000.00	0.00	132,555,000.00	132,555,000.00	0.00	0.00	0.00	132,555,000.00	14,187,347.94	0.00	0.00	0.00	14,187,347.94	14,187,347.94	0.00	0.00	0.00	14,187,347.94	0.00	118,367,652.06	0.00	0.00	118,367,652.06
Data Center Service	502990702	6,560,000.00	0.00	6,560,000.00	6,560,000.00	0.00	0.00	0.00	6,560,000.00	0.00	0.00	0.00	0.00	0.00	0.00	0.00	0.00	0.00	0.00	0.00	6,560,000.00	0.00	0.00	6,560,000.00
Library and Other Reading Materials Subscription Expenses	502990704	855,000.00	0.00	855,000.00	855,000.00	0.00	0.00	0.00	855,000.00	16,408.01	0.00	0.00	0.00	16,408.01	16,408.01	0.00	0.00	0.00	16,408.01	0.00	841,591.99	0.00	0.00	841,591.99
Other Subscription Expenses	502990799	20,988,000.00	0.00	20,988,000.00	20,988,000.00	0.00	0.00	0.00	20,988,000.00	2,516,025.79	0.00	0.00	0.00	2,516,025.79	1,623,861.76	0.00	0.00	0.00	1,623,861.76	0.00	18,471,974.21	0.00	0.00	18,471,974.21
Other Maintenance and Operating Expenses	502999900	56,236,000.00	0.00	56,236,000.00	56,236,000.00	0.00	0.00	0.00	56,236,000.00	3,174,652.43	0.00	0.00	0.00	3,174,652.43	3,146,089.28	0.00	0.00	0.00	3,146,089.28	0.00	53,091,347.57	0.00	0.00	53,091,347.57
Other Maintenance and Operating Expenses	502999999	56,236,000.00	0.00	56,236,000.00	56,236,000.00	0.00	0.00	0.00	56,236,000.00	3,174,652.43	0.00	0.00	0.00	3,174,652.43	3,146,089.28	0.00	0.00	0.00	3,146,089.28	0.00	53,091,347.57	0.00	0.00	53,091,347.57
Capital Outlays		78,000,000.00	0.00	78,000,000.00	78,000,000.00	0.00	0.00	0.00	78,000,000.00	0.00	0.00	0.00	0.00	0.00	0.00	0.00	0.00	0.00	0.00	0.00	78,000,000.00	0.00	0.00	78,000,000.00
Property, Plant and Equipment Outlay	506040060	78,000,000.00	0.00	78,000,000.00	78,000,000.00	0.00	0.00	0.00	78,000,000.00	0.00	0.00	0.00	0.00	0.00	0.00	0.00	0.00	0.00	0.00	0.00	78,000,000.00	0.00	0.00	78,000,000.00
Machinery and Equipment Outlay	506040500	78,000,000.00	0.00	78,000,000.00	78,000,000.00	0.00	0.00	0.00	78,000,000.00	0.00	0.00	0.00	0.00	0.00	0.00	0.00	0.00	0.00	0.00	0.00	78,000,000.00	0.00	0.00	78,000,000.00
Information and Communication Technology Equipment	506040503	18,000,000.00	0.00	18,000,000.00	18,000,000.00	0.00	0.00	0.00	18,000,000.00	0.00	0.00	0.00	0.00	0.00	0.00	0.00	0.00	0.00	0.00	0.00	18,000,000.00	0.00	0.00	18,000,000.00
ICT Software	506040515	60,000,000.00	0.00	60,000,000.00	60,000,000.00	0.00	0.00	0.00	60,000,000.00	0.00	0.00	0.00	0.00	0.00	0.00	0.00	0.00	0.00	0.00	0.00	60,000,000.00	0.00	0.00	60,000,000.00
E. AUTOMATIC APPROPRIATIONS		123,650,000.00	0.00	123,650,000.00	123,650,000.00	0.00	0.00	0.00	123,650,000.00	28,966,732.23	0.00	0.00	0.00	28,966,732.23	28,966,732.23	0.00	0.00	0.00	28,966,732.23	0.00	94,683,267.77	0.00	0.00	94,683,267.77
Petroleum and Life Insurance Premiums		123,650,000.00	0.00	123,650,000.00	123,650,000.00	0.00	0.00	0.00	123,650,000.00	28,966,732.23	0.00	0.00	0.00	28,966,732.23	28,966,732.23	0.00	0.00	0.00	28,966,732.23	0.00	94,683,267.77	0.00	0.00	94,683,267.77
GRAND TOTAL		2,703,228,000.00	0.00	2,703,228,000.00	2,703,228,000.00	0.00	0.00	0.00	2,703,228,000.00	690,694,746.45	0.00	0.00	0.00	690,694,746.45	515,512,033.01	0.00	0.00	0.00	515,512,033.01	0.00	2,102,623,283.52	0.00	0.00	2,102,623,283.52

CERTIFIED CORRECT:

JESUS M PAULITE, JR
 Acting Chief, Budget Division
 Date:

RECOMMENDING APPROVAL:

MARILOU A CABIGON
 Collector V/Chief Accountant
 Date:

APPROVED:

REY LEONARDO B GUERRERO
 Commissioner
 Date:

SUMMARY OF APPROPRIATIONS, ALLOTMENTS, OBLIGATIONS, DISBURSEMENTS AND BALANCES BY OBJECT OF EXPENDITURES

As at the Quarter Ending March 31, 2021

Department: Department of Finance (DOF)
 Agency/Entity: Bureau of Customs
 Operating Unit: Central Office
 Organization Code (UACS): 11 002 010000
 Fund Cluster: 01 Regular Agency Fund

	Current Year Appropriations
	Supplemental Appropriations
X	Continuing Appropriations

(e.g. UACS Fund Cluster: 01-Regular Agency Fund, 02-Foreign Assisted Projects Fund, 03-Special Account-Locally Funded/Domestic Grants Fund, and 04-Special Account-Foreign Assisted/Foreign Grants Fund)

Particulars	UACS CODE	Appropriations			Allotments						Obligations					Disbursements					Balances			
		Authorized Appropriations	Adjustments (Transfer To/From, Modifications/Augmentations)	Adjusted Appropriations	Allotments Received	Adjustments (Reductions, Modifications/Augmentations)	Transfer To	Transfer From	Adjusted Allotments	1st Quarter Ending March 31	2nd Quarter Ending June 30	3rd Quarter Ending Sept. 30	4th Quarter Ending Dec. 31	TOTAL	1st Quarter Ending March 31	2nd Quarter Ending June 30	3rd Quarter Ending Sept. 30	4th Quarter Ending Dec. 31	TOTAL	Unreleased Appropriations	Unobligated Allotments	Unpaid Obligations (15-20)=(23+24)		
		3	4	5=(3+4)	6	7	8	9	10=[(6+(-)7)-8+9]	11	12	13	14	15=(11+12+13+14)	16	17	18	19	20=(16+17+18+19)	21=(5-10)	22=(10-15)	23	24	
SUMMARY		84,791,895.72	7,588,000.00	92,379,895.72	84,791,895.72	0.00	0.00	84,791,895.72	42,640,913.55	0.00	0.00	0.00	42,640,913.55	33,371,670.38	0.00	0.00	0.00	33,371,670.38	7,588,000.00	42,150,982.17	0.00	0.00	9,209,243.17	
I CONTINUING APPROPRIATIONS		84,791,895.72	7,588,000.00	92,379,895.72	84,791,895.72	0.00	0.00	84,791,895.72	42,640,913.55	0.00	0.00	0.00	42,640,913.55	33,371,670.38	0.00	0.00	0.00	33,371,670.38	7,588,000.00	42,150,982.17	0.00	0.00	9,209,243.17	
I Agency Specific Budget		84,791,895.72	7,588,000.00	92,379,895.72	84,791,895.72	0.00	0.00	84,791,895.72	42,640,913.55	0.00	0.00	0.00	42,640,913.55	33,371,670.38	0.00	0.00	0.00	33,371,670.38	7,588,000.00	42,150,982.17	0.00	0.00	9,209,243.17	
Maintenance and Other Operating Expenses		84,791,895.72	7,588,000.00	92,379,895.72	84,791,895.72	0.00	0.00	84,791,895.72	42,640,913.55	0.00	0.00	0.00	42,640,913.55	33,371,670.38	0.00	0.00	0.00	33,371,670.38	7,588,000.00	42,150,982.17	0.00	0.00	9,209,243.17	
Traveling Expenses	502010000	739,404.82	(400,000.00)	339,404.82	339,404.82	(400,000.00)	0.00	0.00	339,404.82	126,281.68	0.00	0.00	0.00	126,281.68	0.00	0.00	0.00	126,281.68	0.00	213,123.14	0.00	0.00	0.00	
Traveling Expenses - Local	502010100	739,404.82	(400,000.00)	339,404.82	339,404.82	(400,000.00)	0.00	0.00	339,404.82	126,281.68	0.00	0.00	0.00	126,281.68	0.00	0.00	0.00	126,281.68	0.00	213,123.14	0.00	0.00	0.00	
Training and Scholarship Expenses	502020000	1,097,519.16	(650,721.21)	446,797.95	446,797.95	(650,721.21)	0.00	0.00	446,797.95	352,517.00	0.00	0.00	0.00	352,517.00	0.00	0.00	0.00	352,517.00	0.00	94,289.95	0.00	0.00	0.00	
Training Expenses	502020100	1,097,519.16	(650,721.21)	446,797.95	446,797.95	(650,721.21)	0.00	0.00	446,797.95	352,517.00	0.00	0.00	0.00	352,517.00	0.00	0.00	0.00	352,517.00	0.00	94,289.95	0.00	0.00	0.00	
Training Expenses	502020102	1,097,519.16	(650,721.21)	446,797.95	446,797.95	(650,721.21)	0.00	0.00	446,797.95	352,517.00	0.00	0.00	0.00	352,517.00	0.00	0.00	0.00	352,517.00	0.00	94,289.95	0.00	0.00	0.00	
Supply and Materials Expenses	502030000	2,036,469.37	(1,532,004.83)	504,464.54	504,464.54	(1,532,004.83)	0.00	0.00	504,464.54	277,526.27	0.00	0.00	0.00	277,526.27	0.00	0.00	0.00	277,526.27	0.00	226,938.17	0.00	0.00	175,559.00	
Office Supplies Expenses	502030100	418,716.11	(280,000.00)	138,716.11	138,716.11	(280,000.00)	0.00	0.00	138,716.11	61,467.37	0.00	0.00	0.00	61,467.37	0.00	0.00	0.00	61,467.37	0.00	77,248.74	0.00	0.00	0.00	
Office Supplies Expenses	502030102	418,716.11	(280,000.00)	138,716.11	138,716.11	(280,000.00)	0.00	0.00	138,716.11	61,467.37	0.00	0.00	0.00	61,467.37	0.00	0.00	0.00	61,467.37	0.00	77,248.74	0.00	0.00	0.00	
Medical, Dental and Laboratory Supplies Expenses	502030800	2,990.00	(2,990.00)	0.00	0.00	(2,990.00)	0.00	0.00	0.00	0.00	0.00	0.00	0.00	0.00	0.00	0.00	0.00	0.00	0.00	0.00	0.00	0.00	0.00	
Senior-Expendable Machinery and Equipment Expenses	502032100	587,014.83	(946,514.83)	(40,500.00)	487,014.83	(946,514.83)	0.00	0.00	40,500.00	0.00	0.00	0.00	0.00	0.00	0.00	0.00	0.00	0.00	0.00	0.00	0.00	0.00	0.00	
Machinery	502032101	235.00	(235.00)	0.00	235.00	(235.00)	0.00	0.00	0.00	0.00	0.00	0.00	0.00	0.00	0.00	0.00	0.00	0.00	0.00	0.00	0.00	0.00	0.00	
Office Equipment	502032102	456,000.00	(418,568.00)	40,500.00	456,000.00	(418,568.00)	0.00	0.00	40,500.00	0.00	0.00	0.00	0.00	0.00	0.00	0.00	0.00	0.00	0.00	0.00	0.00	0.00	0.00	
Information and Communications Technology Equipment	502032103	12,143.20	(12,143.20)	0.00	12,143.20	(12,143.20)	0.00	0.00	0.00	0.00	0.00	0.00	0.00	0.00	0.00	0.00	0.00	0.00	0.00	0.00	0.00	0.00	0.00	
Military Police and Security Equipment	502032109	515,568.63	(515,568.63)	0.00	515,568.63	(515,568.63)	0.00	0.00	0.00	0.00	0.00	0.00	0.00	0.00	0.00	0.00	0.00	0.00	0.00	0.00	0.00	0.00	0.00	
Senior-Expendable Furniture, Fixtures and Tools Expenses	502032200	627,248.43	(302,500.00)	325,248.43	325,248.43	(302,500.00)	0.00	0.00	325,248.43	175,559.00	0.00	0.00	0.00	175,559.00	0.00	0.00	0.00	175,559.00	0.00	149,889.43	0.00	0.00	175,559.00	
Furniture and Fixtures	502032201	625,248.43	(300,000.00)	325,248.43	325,248.43	(300,000.00)	0.00	0.00	325,248.43	175,559.00	0.00	0.00	0.00	175,559.00	0.00	0.00	0.00	175,559.00	0.00	149,889.43	0.00	0.00	175,559.00	
Books	502032202	2,500.00	(2,500.00)	0.00	2,500.00	(2,500.00)	0.00	0.00	0.00	0.00	0.00	0.00	0.00	0.00	0.00	0.00	0.00	0.00	0.00	0.00	0.00	0.00	0.00	
Utility Expenses	502040000	6,660,498.17	(345,167.60)	6,315,330.57	6,660,498.17	(345,167.60)	0.00	0.00	6,315,330.57	4,693,938.39	0.00	0.00	0.00	4,693,938.39	0.00	0.00	0.00	4,693,938.39	0.00	1,021,392.18	0.00	0.00	0.00	
Water Expenses	502040100	2,027,369.21	(345,167.60)	1,682,201.61	1,682,201.61	(345,167.60)	0.00	0.00	1,682,201.61	660,809.43	0.00	0.00	0.00	660,809.43	0.00	0.00	0.00	660,809.43	0.00	1,021,392.18	0.00	0.00	0.00	
Electricity Expenses	502040200	4,033,128.96	0.00	4,033,128.96	4,033,128.96	0.00	0.00	4,033,128.96	4,033,128.96	0.00	0.00	0.00	4,033,128.96	0.00	0.00	0.00	0.00	4,033,128.96	0.00	0.00	0.00	0.00	0.00	
Communication Expenses	502050000	7,664,481.45	(3,318,529.14)	4,345,952.31	7,664,481.45	(3,318,529.14)	0.00	0.00	4,345,952.31	3,676,531.96	0.00	0.00	0.00	3,676,531.96	0.00	0.00	0.00	3,676,531.96	0.00	619,420.35	0.00	0.00	771,328.88	
Postage and Courier Services	502050100	230,614.14	(11,822.14)	218,792.00	218,792.00	(11,822.14)	0.00	0.00	218,792.00	266,792.00	0.00	0.00	0.00	266,792.00	0.00	0.00	0.00	266,792.00	0.00	0.00	0.00	0.00	0.00	
Telephone Expenses	502050200	410,157.60	(86,707.00)	323,450.60	410,157.60	(86,707.00)	0.00	0.00	323,450.60	136,074.54	0.00	0.00	0.00	136,074.54	0.00	0.00	0.00	136,074.54	0.00	107,376.06	0.00	0.00	0.00	
Mobile	502050201	112,207.60	(86,707.00)	25,500.60	112,207.60	(86,707.00)	0.00	0.00	25,500.60	25,500.60	0.00	0.00	0.00	25,500.60	0.00	0.00	0.00	25,500.60	0.00	0.00	0.00	0.00	0.00	
Landline	502050202	297,950.00	0.00	297,950.00	297,950.00	0.00	0.00	297,950.00	110,574.54	0.00	0.00	0.00	110,574.54	0.00	0.00	0.00	0.00	110,574.54	0.00	187,376.06	0.00	0.00	0.00	
Internet Subscription Expenses	502050300	6,925,709.71	(3,200,000.00)	3,725,709.71	6,925,709.71	(3,200,000.00)	0.00	0.00	3,725,709.71	3,332,665.42	0.00	0.00	0.00	3,332,665.42	0.00	0.00	0.00	3,332,665.42	0.00	423,044.29	0.00	0.00	771,328.88	
Confidential, Intelligence and Extraordinary Expenses	502100000	56,888.02	21,111.98	78,000.00	56,888.02	21,111.98	0.00	0.00	78,000.00	78,000.00	0.00	0.00	0.00	78,000.00	0.00	0.00	0.00	78,000.00	0.00	0.00	0.00	0.00	78,000.00	
Extraordinary and Miscellaneous Expenses	502100000	56,888.02	21,111.98	78,000.00	56,888.02	21,111.98	0.00	0.00	78,000.00	78,000.00	0.00	0.00	0.00	78,000.00	0.00	0.00	0.00	78,000.00	0.00	0.00	0.00	0.00	78,000.00	
Professional Services	502110000	7,283,539.85	32,824,475.45	40,108,015.30	7,283,539.85	32,824,475.45	0.00	0.00	40,108,015.30	5,939,290.24	0.00	0.00	0.00	5,939,290.24	0.00	0.00	0.00	5,939,290.24	0.00	34,168,725.06	0.00	0.00	1,365,066.48	
Auditing Services	502110200	33,200.00	(33,200.00)	0.00	33,200.00	(33,200.00)	0.00	0.00	0.00	0.00	0.00	0.00	0.00	0.00	0.00	0.00	0.00	0.00	0.00	0.00	0.00	0.00	0.00	
Other Professional Services	502110000	7,250,339.85	32,857,675.45	40,108,015.30	7,250,339.85	32,857,675.45	0.00	0.00	40,108,015.30	5,939,290.24	0.00	0.00	0.00	5,939,290.24	0.00	0.00	0.00	5,939,290.24	0.00	34,168,725.06	0.00	0.00	1,365,066.48	
General Services	502120000	4,953,448.88	4,254,200.75	8,707,649.63	4,953,448.88	4,254,200.75	0.00	0.00	8,707,649.63	8,707,649.63	0.00	0.00	0.00	8,707,649.63	0.00	0.00	0.00	8,707,649.63	0.00	0.00	0.00	0.00	20,000.00	
Environment/Sanitary Services	502120100	77,015.55	(77,015.55)	0.00	77,015.55	(77,015.55)	0.00	0.																

SUMMARY OF APPROPRIATIONS, ALLOTMENTS, OBLIGATIONS, DISBURSEMENTS AND BALANCES BY OBJECT OF EXPENDITURES
As at the Quarter Ending March 31, 2021

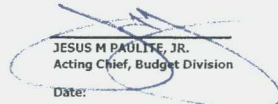
Department: Department of Finance (DOF)
 Agency/Entity: Bureau of Customs
 Operating Unit: Central Office
 Organization Code (UACS): 11 002 0100000
 Fund Cluster: 01 Regular Agency Fund

<input type="checkbox"/>	Current Year Appropriations
<input type="checkbox"/>	Supplemental Appropriations
<input checked="" type="checkbox"/>	Continuing Appropriations


(e.g. UACS Fund Cluster: 01-Regular Agency Fund, 02-Foreign Assisted Projects Fund, 03-Special Account-Locally Funded/Domestic Grants Fund, and 04-Special Account-Foreign Assisted/Foreign Grants Fund)

Particulars	UACS CODE	Appropriations			Allotments			Obligations					Disbursements				Balances						
		Authorized Appropriations	Adjustments (Transfer To/From, Modifications/Augmentations)	Adjusted Appropriations	Allotments Received	Adjustments (Reductions, Modifications/Augmentations)	Transfer To	Transfer From	Adjusted Allotments	1st Quarter Ending March 31	2nd Quarter Ending June 30	3rd Quarter Ending Sept. 30	4th Quarter Ending Dec. 31	TOTAL	1st Quarter Ending March 31	2nd Quarter Ending June 30	3rd Quarter Ending Sept. 30	4th Quarter Ending Dec. 31	TOTAL	Unreleased Appropriations	Unobligated Allotments	Unpaid Obligations (15-20)=(23+24)	
		3	4	5=(3+4)	6	7	8	9	10=[(6+(-)7)-8+9]	11	12	13	14	15=(11+12+13+14)	16	17	18	19	20=(16+17+18+19)	21=(5-10)	22=(10-15)	23	24
Other Maintenance and Operating Expenses	502999000	1,460,925.52	(1,237,250.99)	223,674.53	1,460,925.52	(1,237,250.99)	0.00	0.00	223,674.53	128,147.35	0.00	0.00	0.00	128,147.35	120,908.35	0.00	0.00	0.00	120,908.35	0.00	95,527.18	0.00	7,239.00
Other Maintenance and Operating Expenses	502999009	1,460,925.52	(1,237,250.99)	223,674.53	1,460,925.52	(1,237,250.99)	0.00	0.00	223,674.53	128,147.35	0.00	0.00	0.00	128,147.35	120,908.35	0.00	0.00	0.00	120,908.35	0.00	95,527.18	0.00	7,239.00
GRAND TOTAL		84,791,895.72	7,588,000.00	62,279,895.72	84,791,895.72	0.00	0.00	0.00	84,791,895.72	42,640,913.55	0.00	0.00	0.00	42,640,913.55	31,371,670.38	0.00	0.00	0.00	31,371,670.38	7,588,000.00	42,150,982.17	0.00	0,269,242.17

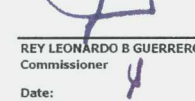
CERTIFIED CORRECT:


JESUS M PAULITE, JR.
 Acting Chief, Budget Division
 Date:

RECOMMENDING APPROVAL:


MARILOU A CABIGON
 Collector V/ Chief Accountant
 Date:

APPROVED:


REY LEONARDO B GUERRERO
 Commissioner
 Date:

