


**BUREAU OF CUSTOMS**  
**Financial Performance Report**  
**As of MARCH 31, 2016**  
**ALL FUNDS**  
**In Thousand Pesos**


1. EXPENDITURES													
FUND SOURCE	FY 2015 APPROPRIATIONS (Full Year)	ALLOTMENT RECEIVED					OBLIGATIONS INCURRED					UTILIZATION RATE (In %)	REMARKS
		PS	MOOE	CO	SAGF	TOTAL	PS	MOOE	CO	SAGF	TOTAL		
As of March 31, 2016													
Current Year Budget	3,137,913	1,278,994	1,291,323	101,400	0	2,671,717	335,234	96,706	0	0	431,940	16.17%	
Agency Specific Budget	2,833,165	1,095,938	1,291,323	101,400	0	2,488,661	230,438	96,706	0	0	327,144	13.15%	
Administration of Personnel Benefits (TL/RG)	140,848	19,156				19,156	19,128				19,128		
Special Purpose Funds (Terminal Leave)	5,250	5,250				5,250	5,250				5,250	100.00%	
MPBF - 1st Tranche	52,699	52,699				52,699	52,699				52,699	100.00%	
Automatic Appropriation - RLIP	100,147	100,147				100,147	21,915				21,915	21.88%	
MPBF - 1st Tranche (RLIP)	5,804	5,804				5,804	5,804				5,804	100.00%	
Continuing Appropriation	829,433	788,218	0	41,215	0	829,433	0	2,543	0	0	2,543	0.31%	
Regular Appropriation - MOOE	788,218	788,218				788,218		2,543			2,543	0.32%	
- CO	41,215			41,215		41,215		0			0		
0						0							
<b>TOTAL</b>	<b>3,967,346</b>	<b>2,067,212</b>	<b>1,291,323</b>	<b>142,615</b>	<b>0</b>	<b>3,501,150</b>	<b>335,234</b>	<b>99,249</b>	<b>0</b>	<b>0</b>	<b>434,483</b>	<b>12.41%</b>	
<b>OF WHICH:</b>													
<b>A. Key Result Areas (KRA)</b>													
I Anti-Corruption/Transparent, Accountable and Participatory Governance	88,532	35,214	53,318	0	0	88,532	8,732	2,158	0	0	10,890	12.30%	
a. BOC Integrity Action Plan	32,350		32,350			32,350		1,382			1,382	4.27%	
b. Anti-Smuggling Program (RATS)	56,182	35,214	20,968			56,182	8,732	776			9,508	16.92%	
III Rapid, Inclusive and Sustained Economic Growth													
a. Revenue Generation	3,031,081	1,042,831	1,845,635	142,615	0	3,031,081	217,276	72,013	0	0	289,289	9.54%	
Regular Appropriations	2,201,648	1,042,831	1,057,417	101,400	0	2,201,648	217,276	69,470	0	0	286,746	13.02%	
Continuing Appropriations	829,433		788,218	41,215	0	829,433		2,543			2,543	0.31%	
<b>B. Ease of Doing Business Targets</b>													
I. Trading Across Borders	198,481	17,893	180,588	0	0	198,481	4,430	25,078	0	0	29,508	14.87%	
<b>TOTAL</b>	<b>3,318,094</b>	<b>1,095,938</b>	<b>2,079,541</b>	<b>142,615</b>	<b>0</b>	<b>3,318,094</b>	<b>230,438</b>	<b>99,249</b>	<b>0</b>	<b>0</b>	<b>329,687</b>	<b>9.94%</b>	

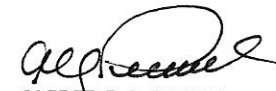
II. DISBURSEMENTS

DISBURSEMENT AUTHORITY	DISBURSEMENT AUTHORITIES							DISBURSEMENT RATE (In %)			REMARKS	
	FY 2015 CASH PROGRAM		RECEIVED/ ISSUED	ACTUAL DISBURSEMENTS								
	FULL YEAR	Jan -March			PS	MOOE	CO	TOTAL				
As of March 31, 2016												
Notice of Cash Allocation (NCA) for:												
Current Year	2,629,656	588,993		52,393	17,741	-	70,134					
Prior Year's A/Ps				223,916	85,914	19,214	329,044					
TOTAL		588,993		276,309	103,655	19,214	399,178			68%		
Non-Cash Availment Authority												
Cash Disbursement Ceiling												
Tax Remittance Advice				16,178	3,004		19,182					
TOTAL	2,629,656	588,993		-	292,487	106,659	19,214	418,360				
Note: NCAs net of Trust Liabilities												


CERTIFIED CORRECT:

  
**ADELINA M. BAURA**  
 Head, Cashier's Unit

  
**RAFAEL M. CRISOL, JR.**  
 Head, Budget Unit

  
**ALFREDO A. PALMA**  
 Head, Accounting Unit

APPROVED:

  
**EXEQUIEL C. SEMPRON**  
 OIC, Deputy Commissioner  
 Internal Administration Group

22 JUN 2016