

2014\_07-013



Republic of the Philippines  
DEPARTMENT OF FINANCE  
**BUREAU OF CUSTOMS**  
Manila

MEMORANDUM

TO : All District/Port Collectors  
All Others Concerned

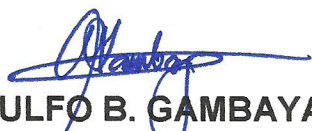
SUBJECT : Export transaction values (FOB) of Various Copper Products  
from Thailand

DATE : July 15, 2014


---

Attached herewith is a letter dated 08 July 2014 of Atty. Sherwin Prose C. Castañeda, Assistant Direct & Officer-In-Charge, Department of Trade and Industry, relative to the prevailing export prices of various copper products from Thailand. The information was obtained by the Department's Official source in Thailand.


For your information and guidance.

  
**ARNULFO B. GAMBAYAN**  
Acting Director  
Imports and Assessment Service

Encls: As stated




2014-07-013 P.2



Reference No. TFD2014-1442

08 July 2014

HON. JOHN PHILIP P. SEVILLA  
Commissioner  
Bureau of Customs  
Ground Floor, OCOM Building  
Port Area, Manila



Attention: **ARNULFO B. GAMBAYAN**  
Acting Director, Imports & Assessment Service

We are furnishing you the attached data on Thailand's export prices (FOB) of various copper products.

The information was obtained by the Department's official source in Bangkok, Thailand.

Very truly yours,

*[Signature]*  
**ATTY. SHERWIN PROSE C. CASTAÑEDA**  
Assistant Director

ETVBOC2014-1475 COPPER THAI JULY



**THAILAND'S EXPORT PRICES OF COPPER PRODUCTS**  
(FOB, Value in US\$ per Kg.)

**HS. 7403 – REFINED COPPER AND COPPER ALLOYS, UNWROUGHT**

**HS. 740311 – Cathodes and sections of cathodes**

| Country   | JAN<br>2014 | FEB<br>2014 | MAR<br>2014 | APR<br>2014 |
|-----------|-------------|-------------|-------------|-------------|
| Singapore | -           | -           | 7.16        | -           |

**H.S. 74032100 – Copper-zinc base alloys (brass)**

| Country     | JAN<br>2014 | FEB<br>2014 | MAR<br>2014 | APR<br>2014 |
|-------------|-------------|-------------|-------------|-------------|
| China       | 4.04        | 4.05        | 3.92        | 3.63        |
| S. Korea    | 4.76        | 4.52        | 4.62        | 4.83        |
| Taiwan      | 3.81        | 3.89        | 3.81        | -           |
| Indonesia   | 71.00       | 53.26       | 110.04      | -           |
| India       | 231.77      | 3.51        | 28.08       | -           |
| Singapore   | -           | 124.42      | 332.06      | -           |
| Philippines | 18.24       | 20.54       | 27.32       | -           |

**HS. 740710 – COPPER BARS, RODS AND PROFILES, OF REFINED COPPER**

**HS. 7407.1040 – Bars and Rods**

| Country      | JAN<br>2014 | FEB<br>2014 | MAR<br>2014 | APR<br>2014 |
|--------------|-------------|-------------|-------------|-------------|
| U. Arab Emi. | 8.05        | 8.24        | 38.08       | 7.67        |
| Japan        | 8.14        | 7.91        | 7.30        | 7.32        |
| Taiwan       | 7.97        | 7.95        | 7.70        | 7.37        |

|              |      |      |      |      |
|--------------|------|------|------|------|
| India        | 8.60 | 8.37 | 8.20 | 7.86 |
| Saudi Arabia | 7.97 | 7.93 | 7.92 | 7.60 |
| Malaysia     | -    | 8.40 | 7.95 | 7.46 |
| Australia    | -    | 8.42 | 8.23 | 8.08 |
| Indonesia    | 8.04 | 8.31 | 7.78 | 7.47 |
| Singapore    | 8.28 | 8.12 | 7.70 | 7.65 |
| Vietnam      | 7.99 | 8.11 | 8.71 | 7.49 |
| Philippines  | 8.00 | 8.25 | 7.88 | 7.52 |

HS 74.09 – COPPER PLATES, SHEETS AND STRIP, OF A THICKNESS EXCEEDING 0.15 MM.

HS. 740911 – In coils, of refined copper

| Country     | JAN 2014 | FEB 2014 | MAR 2014 | APR 2014 |
|-------------|----------|----------|----------|----------|
| Japan       | 7.64     | 8.22     | 8.68     | 7.65     |
| India       | 8.42     | 9.94     | 8.62     | 8.48     |
| Philippines | 16.56    | 15.84    | 15.97    | 15.87    |
| Indonesia   | 8.35     | 8.50     | 8.41     | 8.36     |
| Hong Kong   | -        | 8.36     | 8.36     | 7.86     |
| China       | 8.29     | 8.28     | 8.34     | 8.16     |

HS. 740921 – In coils, of copper-zinc base alloys (brass)

| Country   | JAN 2014 | FEB 2014 | MAR 2014 | APR 2014 |
|-----------|----------|----------|----------|----------|
| S. Korea  | 7.36     | 7.36     | 7.68     | 7.38     |
| Indonesia | 6.36     | 6.38     | 6.49     | 6.32     |
| India     | 3.36     | 6.49     | 6.62     | 6.32     |
| China     | 6.18     | 6.06     | 6.25     | 5.95     |
| Hong Kong | 6.50     | 6.87     | 6.54     | 6.36     |
| Vietnam   | 7.47     | 2.29     | 7.46     | 6.08     |

HS 740931 – In coils, of copper-tin base alloys (bronze)

| Country  | JAN 2014 | FEB 2014 | MAR 2014 | APR 2014 |
|----------|----------|----------|----------|----------|
| Malaysia | 9.79     | 10.20    | 9.95     | 9.97     |
| China    | 5.94     | 5.97     | 5.93     | 6.58     |
| Vietnam  | 12.36    | 12.49    | 11.01    | 4.79     |

HS 741011 – Copper Foil of refined copper – not backed

| Country  | JAN 2014 | FEB 2014 | MAR 2014 | APR 2014 |
|----------|----------|----------|----------|----------|
| Malaysia | 9.14     | 9.17     | 9.27     | 9.20     |
| Japan    | 11.50    | 12.45    | 10.82    | 10.71    |
| India    | 0.62     | 0.62     | 1.49     | 0.97     |
| USA      | 84.00    | 70.68    | 75.19    | 90.27    |

|           |   |       |   |       |
|-----------|---|-------|---|-------|
| Hong Kong | - | 12.20 | - | 12.19 |
|-----------|---|-------|---|-------|

## HS. 7410.12 -- Copper Foil of copper alloys -- not backed

| Country  | JAN<br>2014 | FEB<br>2014 | MAR<br>2014 | APR<br>2014 |
|----------|-------------|-------------|-------------|-------------|
| China    | 4.06        | 4.07        | 3.66        | -           |
| Taiwan   | 5.02        | 3.90        | -           | 4.22        |
| India    | -           | 3.77        | 4.41        | -           |
| Italy    | -           | -           | 3.80        | 4.03        |
| Malaysia | 13.31       | -           | 10.73       | 13.41       |
| Japan    | -           | 24.92       | 12.18       | -           |

## HS. 741021 -- Copper Foil of refined copper - backed

| Country     | JAN<br>2014 | FEB<br>2014 | MAR<br>2014 | APR<br>2014 |
|-------------|-------------|-------------|-------------|-------------|
| China       | 3.67        | 4.60        | 4.44        | 4.55        |
| Japan       | 5.14        | 4.48        | 5.23        | 5.03        |
| Malaysia    | -           | 4.12        | 4.13        | 4.15        |
| Hong Kong   | -           | 4.41        | 4.97        | 4.26        |
| Indonesia   | 4.21        | 4.28        | 4.24        | 4.22        |
| India       | -           | -           | 2.31        | -           |
| Vietnam     | 39.79       | 32.19       | -           | 47.07       |
| Philippines | 5.07        | -           | 13.46       | 13.89       |

## HS. 7411 -- COPPER TUBES AND PIPES

## HS. 741110 -- Of refined copper

| Country    | JAN<br>2014 | FEB<br>2014 | MAR<br>2014 | APR<br>2014 |
|------------|-------------|-------------|-------------|-------------|
| Japan      | 14.68       | 13.42       | 12.72       | 15.03       |
| India      | 8.40        | 8.23        | 8.14        | 7.87        |
| Malaysia   | 8.93        | 8.95        | 8.81        | 8.98        |
| Czech Rep  | 17.42       | 17.16       | 16.13       | 16.03       |
| USA        | 8.49        | 8.33        | 8.10        | 9.03        |
| Vietnam    | 8.16        | 8.69        | 8.60        | 8.26        |
| Egypt      | 8.22        | 8.37        | 8.32        | 8.23        |
| U. Kingdom | 30.56       | 12.50       | 14.44       | 12.44       |
| Indonesia  | 8.61        | 8.45        | 8.54        | 8.07        |
| Italy      | 7.81        | 8.47        | -           | 8.57        |
| Sweden     | 8.45        | -           | 8.16        | 9.45        |
| Bangladesh | -           | -           | 8.31        | 8.37        |
| Hong Kong  | -           | 8.30        | 8.03        | 7.59        |
| Singapore  | -           | 8.27        | 7.75        | 7.66        |
| Australia  | 9.33        | 9.35        | -           | 18.22       |

HS. 7412 – COPPER TUBE OR PIPE FITTINGS (e.g.: couplings, elbows, sleeves etc.)

HS. 74122010 – Of copper-zinc base alloys (brass)

| Country     | JAN<br>2014 | FEB<br>2014 | MAR<br>2014 | APR<br>2014 |
|-------------|-------------|-------------|-------------|-------------|
| USA         | 14.72       | 13.77       | 14.57       | 15.46       |
| Japan       | 4.62        | 14.66       | 6.96        | 8.06        |
| Philippines | 55.80       | 55.04       | 51.87       | 61.79       |
| Hong Kong   | 12.20       | 12.28       | 12.55       | -           |
| Australia   | 13.70       | 13.43       | 13.64       | 13.20       |
| Hungary     | 12.80       | 12.61       | 12.61       | 12.76       |
| U Kingdom   | 13.26       | 13.78       | 14.88       | 13.50       |
| Netherlands | 13.75       | 13.02       | 13.06       | 12.60       |
| Vietnam     | 20.83       | 61.27       | 25.90       | 97.45       |
| Kuwait      | 12.62       | 12.69       | -           | 12.98       |
| Indonesia   | -           | 20.09       | 22.34       | 22.02       |

HS. 74130 – STRANDED WIRE, CABLES, PLAITED BANDS AND THE LIKE, of copper, not electrically insulated

HS. 74130010 – Of a diameter not exceeding 28.28 mm.

| Country   | JAN<br>2014 | FEB<br>2014 | MAR<br>2014 | APR<br>2014 |
|-----------|-------------|-------------|-------------|-------------|
| Indonesia | 1.24        | 1.24        | 1.23        | 1.23        |
| S. Korea  | -           | -           | -           | 1.81        |
| Myanmar   | 6.08        | -           | -           | -           |

HS. 741991 – Cast, moulded, stamped or forged, but not further worked

| Country | JAN<br>2014 | FEB<br>2014 | MAR<br>2014 | APR<br>2014 |
|---------|-------------|-------------|-------------|-------------|
| USA     | 15.70       | 16.20       | 12.26       | 14.77       |
| Japan   | 6.21        | 6.36        | 6.94        | 7.05        |
| China   | 44.40       | 41.82       | 55.04       | 59.82       |
| Vietnam | 2.05        | -           | -           | -           |

(Source: Ministry of Commerce's Information and Communication Technology Center)

(Note: Above figures are estimates we arrived at by dividing total export value by the total volume)

Best regards.

sw  
4/4