

SUMMARY OF APPROPRIATIONS, ALLOTMENTS, OBLIGATIONS, DISBURSEMENTS AND BALANCES BY OBJECT OF EXPENDITURES
As of the Quarter Ending September 30, 2015

Department: DEPARTMENT OF FINANCE
Agency: BUREAU OF CUSTOMS
Operating Unit :
Organization Code (UACS) : 11 002 00 00000
Funding Source Code : 01101101, 03104339, 03104341, 01104102


X Current Year Appropriations
Supplemental Appropriations
Continuing Appropriations



Table with 24 columns: Particulars, UACS CODE, APPROPRIATIONS (Authorized, Adjusted), ALLOTMENTS (Allotments Received, Adjusted Total), CURRENT YEAR OBLIGATIONS (1st, 2nd, 3rd Quarter, Total), CURRENT YEAR DISBURSEMENTS (1st, 2nd, 3rd Quarter, Total), and BALANCES (Unreleased, Unobligated, Unpaid Accounts).

Particulars	UACS CODE	APPROPRIATIONS			ALLOTMENTS		CURRENT YEAR OBLIGATIONS				CURRENT YEAR DISBURSEMENTS				BALANCES			
		Authorized Appropriation	Adjustments (Transfer (To/From Reallignment)	Adjusted Appropriations	Allotments Received	Adjusted Total Allotments	1st Quarter Ending Mar 31	2nd Quarter Ending Jun 30	3rd Quarter Ending Sept 30	Total	1st Quarter Ending Mar 31	2nd Quarter Ending Jun 30	3rd Quarter Ending Sept 30	Total	Unreleased Appropriations	Unobligated Allotment	Unpaid Accounts	
		3	4	5=(3-4)	6	7=(6-7-8-9)	11	12	13	14=(11+12+13+14)	15	17	19	20=(15-17-18+19)	21=(5-15)	22=(10-15)	23	24
Professional Services																		0.00
Auditing Services	50211020	500,000.00		500,000.00	500,000.00	500,000.00	0.00	4,893.00	33,734.00	38,627.00		7,827.00	7,827.00	0.00	461,373.00	30,800.00		
Environment/Sanitary Services	50212010	6,492,000.00		6,492,000.00	6,492,000.00	6,492,000.00	20,000.00	43,552.00	260,500.00	324,052.00	10,000.00	20,000.00	260,500.00	0.00	6,167,948.00	33,552.00		
General Services	50212990	147,126,000.00		147,126,000.00	147,126,000.00	147,126,000.00	1,225,817.00	1,019,329.94	1,394,916.56	3,640,063.50	1,063,867.00	872,966.68	1,256,485.50	0.00	143,485,936.50	446,744.32		
Janitorial Services	50212020	32,037,000.00		32,037,000.00	32,037,000.00	32,037,000.00	5,595,889.68	5,564,291.28	8,219,917.98	19,380,098.92	5,544,701.70	5,481,038.70	6,270,257.85	0.00	12,656,901.08	84,100.67		
Other Professional Services	50211990	88,416,000.00		88,416,000.00	88,416,000.00	88,416,000.00	16,488,465.25	26,695,857.01	26,753,620.90	71,937,943.16	16,570,666.06	25,312,540.18	26,504,329.43	0.00	16,478,056.84	1,550,407.49		
Repairs & Maintenance (Specify object)																		0.00
Repairs & Maintenance (RM) - Land Improvements																		0.00
RM - Building																		0.00
RM - Office Building	50213040	182,325,000.00		182,325,000.00	182,325,000.00	182,325,000.00	605,747.70	1,170,346.51	3,107,198.84	4,783,293.05	388,947.70	730,886.51	1,743,679.84	0.00	177,541,706.95	1,919,779.00		
RM - Other Machinery and Equipment	50213050	46,965,000.00		46,965,000.00	46,965,000.00	46,965,000.00	875,092.33	1,469,397.95	1,325,425.92	3,669,916.20	533,956.13	1,756,266.15	4,130,138.20	0.00	43,295,083.80	(460,222.00)		
RM - IT Equipment	50213050 03	82,060,000.00		82,060,000.00	82,060,000.00	82,060,000.00	384,752.00	50,000.00	50,000.00	484,752.00			150,000.00				334,752.00	
RM - Transportation Equipment																		0.00
RM - Motor Vehicles	50213060	3,141,000.00		3,141,000.00	3,141,000.00	3,141,000.00	334,367.62	159,564.47	354,819.67	848,751.76	262,767.62	212,764.47	360,263.67	0.00	2,292,248.24	12,956.00		
RM - Furniture and Fixtures	50213070	1,070,000.00		1,070,000.00	1,070,000.00	1,070,000.00	35,000.00	111,000.00	107,264.30	253,264.30	30,000.00	35,000.00	188,264.30		816,735.70	0.00		
Confidential, Intelligence, Extraordinary and Miscellaneous Expenses																		0.00
Confidential Expenses	50210010	17,000,000.00		17,000,000.00	17,000,000.00	17,000,000.00	0.00	0.00	0.00	0.00				0.00	17,000,000.00	0.00		
Intelligence Expenses	50210020	2,500,000.00		2,500,000.00	2,500,000.00	2,500,000.00	0.00	0.00	0.00	0.00				0.00	2,500,000.00	0.00		
Miscellaneous Expenses	50210030	6,739,000.00		6,739,000.00	6,739,000.00	6,739,000.00	1,963,791.67	1,079,520.73	2,639,381.58	5,682,693.98	1,870,449.85	997,754.88	2,651,624.01	0.00	1,156,306.02	62,865.24		
Taxes, Insurance Premiums and Other Fees																		0.00
Taxes, Duties and Licenses	50215010	1,079,000.00		1,079,000.00	1,079,000.00	1,079,000.00	82,930.24	38,683.93	31,064.29	152,698.46	16,786.24	104,827.93	27,084.29	0.00	926,301.54	4,000.00		
Fidelity Bond Premiums	50215020	4,064,000.00		4,064,000.00	4,064,000.00	4,064,000.00	633,378.75	504,846.25	564,163.75	1,702,388.75	580,825.00	652,400.00	711,653.75	0.00	2,361,621.25	(152,600.00)		
Insurance Expenses	50215030	3,714,000.00		3,714,000.00	3,714,000.00	3,714,000.00	9,257.79	84,990.68	2,625,762.83	2,620,011.30	9,257.79	84,990.68	2,546,762.83	0.00	1,093,988.70	(20,000.00)		
Other Maintenance and Operating Expenses	50299990 99	7,200,000.00		7,200,000.00	7,200,000.00	7,200,000.00	0.00	0.00	0.00	0.00				0.00	7,200,000.00	0.00		
Capital Outlays		581,219,000.00	0.00	581,219,000.00	0.00	0.00	0.00	0.00	0.00	0.00				0.00	581,219,000.00		0.00	
Buildings																		0.00
Office Buildings																		0.00
Office Equipments																		0.00
Office Equipments	50604050 02	142,090,000.00		142,090,000.00	0.00	0.00												0.00
Furniture and Fixtures	50604070 01	581,000.00		581,000.00	0.00	0.00												0.00
IT Equipment and Software, etc.	50604050 03	43,228,000.00		43,228,000.00	0.00	0.00												0.00
Library Books	50604070 02	890,000.00		890,000.00	0.00	0.00												0.00
Machinery and Equipment																		0.00
Machinery	50604050 01	25,928,000.00		25,928,000.00	0.00	0.00												0.00
Communication Equipment	50604050 07	0.00		0.00	0.00	0.00												0.00
Military and Police Equipments	50604050 10	14,180,000.00		14,180,000.00	0.00	0.00												0.00
Transportation Equipment																		0.00
Motor Vehicles	50604060 01	0.00		0.00	0.00	0.00												0.00
Other Transportation Equipment, etc.	50604060 99	0.00		0.00	0.00	0.00												0.00
Other Property and Plant Equipment																		0.00
LOCALLY FUNDED PROJECTS	40000000																	0.00
Buildings and Other Structure	40100000																	0.00
Government Buildings	401050001	81,700,000.00		81,700,000.00	0.00	0.00												0.00
Governance	41000000																	0.00
Public Order and Safety	410030000	6,342,000.00		6,342,000.00	0.00	0.00												0.00
Systems Development	410040000																	0.00
ESS Centralize Data Base System	410040001	1,280,000.00		1,280,000.00	0.00	0.00												0.00
MISTG PROJECTS	410040002	265,000,000.00		265,000,000.00	0.00	0.00												0.00
B. AUTOMATIC APPROPRIATIONS		434,621,000.00	0.00	434,621,000.00	248,865,027.00	248,865,027.00	23,627,657.84	22,047,070.33	167,698,777.53	213,173,505.80	23,316,420.04	22,156,923.71	164,867,220.59	0.00	210,342,564.34	185,755,973.00	35,691,621.20	2,830,941.48
Retirement and Life Insurance Premium	01 104 102																	0.00
Personal Services	50103010	100,151,000.00		100,151,000.00	100,151,000.00	100,151,000.00	23,627,657.84	22,047,070.33	16,864,750.53	64,459,476.80	23,316,420.04	22,156,923.71	16,163,194.09	0.00	61,628,537.84	35,691,521.20	2,830,940.96	
Customs Duties and Taxes																		0.00
Specify object of expenditures																		0.00
Others (Please specify)																		0.00
Special Account in the General Fund																		0.00
CONTAINER SECURITY FEES (CSF)	03 104339	298,470,000.00		298,470,000.00	148,714,027.00	148,714,027.00			148,714,027.00	148,714,027.00			148,714,026.50		148,714,026.50	149,755,973.00	0.00	0.50
SUPER GREEN LANE (SGL)	03 104340	36,000,000.00		36,000,000.00	0.00	0.00										36,000,000.00	0.00	
C. SPECIAL PURPOSE FUND		210,731,288.00		210,731,288.00	210,731,288.00	210,731,288.00	50,111,907.00	100,148,667.00	30,473,714.00	180,731,288.00	50,109,101.61	99,443,919.33	29,698,882.18	0.00	179,251,903.12	30,000,000.00	1,479,384.88	0.00
Miscellaneous Personnel Benefits Fund														0.00				

el

Particulars	UACS CODE	APPROPRIATIONS			ALLOTMENTS		CURRENT YEAR OBLIGATIONS				CURRENT YEAR DISBURSEMENTS				BALANCES								
		Authorized Appropriation	Adjustments (Transfer To/From Reassignment)	Adjusted Appropriations	Allotments Received	Adjusted Total Allotments	1st Quarter Ending Mar 31	2nd Quarter Ending Jun 30	3rd Quarter Ending Sept 30	Total	1st Quarter Ending Mar 31	2nd Quarter Ending Jun 30	3rd Quarter Ending Sept 30	Total	Unreleased Appropriations	Unobligated Allotment	Unpaid Accounts						
																	Due and Demandable	Not Yet Due and Demandable					
1	2	3	4	5=3+4	6	7=5+6	8	9	10	11	12	13	14=11+12+13+14	15	16	17=15+16	18=17+18+19	19=18-10	20=10-15	21	22		
Pension and Gratuity Fund	50100000 00	151,568,513.00		151,568,513.00	151,568,513.00	151,568,513.00	50,111,907.00	40,982,892.00	30,473,714.00	121,568,513.00	50,109,101.61	40,980,858.53	29,577,860.18	120,667,820.32	0.00	30,000,000.00	900,692.68						
PEI	50100000 00	59,162,775.00		59,162,775.00	59,162,775.00	59,162,775.00		59,162,775.00	0.00	59,162,775.00			58,463,060.80	121,022.00	58,584,062.80	0.00	0.00	578,692.20					0.00
Personal Services (Terminal Leave/ Retirement Gratuity)										0.00													
Contingent Fund																							
GRAND TOTAL		3,701,272,288.00		3,701,272,288.00	2,934,297,315.00	2,934,297,315.00	420,095,608.81	458,681,995.56	514,662,818.65	1,393,440,423.12	394,041,137.20	469,933,494.21	495,050,733.79	1,359,025,365.14	185,785,973.00	1,452,081,643.88	34,415,057.98					0.00	

Certified Correct

RAFAEL M. CRISOL, JR.
 Chief, Budget Division
 Date: October 8, 2015

Certified Correct:

ALFREDO A. PALMA
 Chief Accountant
 Date: October 15, 2015


Approved By:

JESUSA DIMINA O. LEJOS
 OIC, Deputy Commissioner, Internal Administration Group
 Date:

CDA - RESIDENT AUDITOR
 CDA - ACCOUNTANCY
 SENATE
 CONGRESS
 DOP
 DBM
 FILE