



In following-up, pls. cite DMS ref #

2019-BA-0018143

REPUBLIC OF THE PHILIPPINES
DEPARTMENT OF BUDGET AND MANAGEMENT
GENERAL SOLANO STREET, SAN MIGUEL, MANILA

ACKNOWLEDGEMENT RECEIPT

The **DEPARTMENT OF BUDGET AND MANAGEMENT** hereby acknowledges the receipt of your letter/request which has been uploaded to the DBM-Document Management System and routed to the appropriate office/s with the following information:

Sender: DOF-BOC - PERSONAL DELIVERY

Document Title: DOF-BOC-SUBMISSION OF SAAODB FAR 1, SAAOBOE FAR 1-A AS OF THE QUARTER ENDING DECEMBER 31, 2018 (FUND 01 AND 03)

Document Reference No: 2019-BA-0018143

Date and Time Uploaded: Tuesday, February 26, 2019 8:30:49 AM

Uploaded By: Jayson RECEIVING

Routed To: BMB-A Elsa Abundo

cc:

Total no. of pages received: 1 copy and 9 pages

The determination of the completeness of the documentary requirements submitted, if any, is subject to the evaluation of the technical person in charge.

This receipt is system generated and does not require signature.


Received by:



DOCUMENT
MANAGEMENT
SYSTEM

STATEMENT OF APPROPRIATIONS, ALLOTMENTS, OBLIGATIONS, DISBURSEMENTS AND BALANCES
As of the Quarter Ending December 31, 2018

FAR No. 1
Rec'd: *Recher 8/27/18*
Budget Div., DOF



Department: Department of Finance (DOF)
Agency: Bureau of Customs
Operating Unit: Central Office
Organization Code (UACS): 110020100000
Fund Cluster: 01 - Regular Agency Fund

Authorization: 01 - Current Year Appropriations
Report Status: SUBMITTED

Particulars	UACS CODE	Appropriation			Allotments					Current Year Obligations					Current Year Disbursements					Balances			
		Authorized Appropriation	Adjustments (To)/From, Realignment	Adjusted Appropriations	Allotments Received	Adjustments (Withdrawal, Realignment)	Transfer To	Transfer From	Adjusted Total Allotments	1st Quarter Ending March 31	2nd Quarter Ending June 30	3rd Quarter Ending Sept. 30	4th Quarter Ending Dec. 31	Total	1st Quarter Ending March 31	2nd Quarter Ending June 30	3rd Quarter Ending Sept. 30	4th Quarter Ending Dec. 31	Total	Unreleased Appropriations	Unobligated Allotment	Unpaid Obligations (15-20) = (23+24)	
1	2	3	4	5=(3+4)	6	7	8	9	10=(6+7+8+9)	11	12	13	14	15=(11+12+13+14)	16	17	18	19	20=(16+17+18+19)	21=(5-10)	22=(10-15)	23	24
I. Agency Specific Budget																							
Specific Budgets of National Government Agencies	01101101	4,598,857,000.00		4,598,857,000.00	4,529,612,220.00				4,529,612,220.00	355,563,390.32	554,233,695.45	1,726,872,073.99	1,615,317,310.82	4,251,986,470.58	316,809,722.34	516,296,909.22	514,991,276.72	732,812,247.19	2,080,910,155.47	69,244,780.00	277,625,749.42	2,105,789,165.37	65,287,149.74
General Administration and Support	1000000000000000	715,387,000.00		715,387,000.00	702,163,000.00				702,163,000.00	110,818,849.65	143,757,504.06	126,523,548.53	270,110,824.74	651,210,726.98	89,629,854.12	153,358,699.76	119,564,932.60	117,082,057.97	479,635,544.45	13,224,000.00	50,952,273.02	123,052,066.85	48,523,115.68
General management and supervision	100000100001000	547,824,000.00	25,557,281.82	573,381,281.82	534,600,000.00	25,557,281.82			560,157,281.82	101,061,147.73	127,494,599.00	113,533,974.00	188,590,765.92	530,680,486.65	79,896,889.16	138,019,286.11	106,603,512.79	94,315,690.22	418,835,378.28	13,224,000.00	29,476,795.17	108,052,066.85	3,793,041.52
PS		178,211,000.00	25,557,281.82	203,768,281.82	178,211,000.00	25,557,281.82			203,768,281.82	39,982,568.23	52,655,374.89	45,051,308.51	66,079,030.19	203,768,281.82	37,905,068.90	47,641,641.84	39,191,970.72	47,089,906.25	171,828,587.71			28,145,366.83	3,794,327.28
MOOE		230,338,000.00		230,338,000.00	230,338,000.00				230,338,000.00	61,078,579.50	73,460,224.11	45,616,465.49	24,932,755.73	205,088,024.83	41,991,820.26	89,174,894.27	45,224,252.79	26,769,017.17	203,159,984.49		25,249,975.17	2,945,040.38	(1,017,000.04)
CO		139,275,000.00		139,275,000.00	126,051,000.00				126,051,000.00		1,379,000.00	22,866,200.00	97,578,980.00	121,824,180.00		1,202,750.00	22,187,289.28	20,456,766.80	43,846,806.06	13,224,000.00	4,226,820.00	76,961,659.64	1,015,714.28
Administration of Personnel Benefits	100000100002000	167,563,000.00	(25,557,281.82)	142,005,718.18	167,563,000.00	(25,557,281.82)			142,005,718.18	9,757,701.92	16,262,905.06	12,989,574.53	81,520,058.82	120,530,240.33	9,732,964.96	15,339,413.65	12,961,419.81	22,766,367.75	60,800,166.17		21,475,477.85	15,000,000.00	44,730,074.16
PS		167,563,000.00	(25,557,281.82)	142,005,718.18	167,563,000.00	(25,557,281.82)			142,005,718.18	9,757,701.92	16,262,905.06	12,989,574.53	81,520,058.82	120,530,240.33	9,732,964.96	15,339,413.65	12,961,419.81	22,766,367.75	60,800,166.17		21,475,477.85	15,000,000.00	44,730,074.16
Operations	3000000000000000	3,883,470,000.00		3,883,470,000.00	3,827,449,220.00				3,827,449,220.00	244,744,540.67	410,476,191.38	1,600,348,525.46	1,345,206,486.08	3,600,775,743.60	227,179,868.22	362,938,209.46	395,426,344.12	615,730,189.22	1,601,274,611.02	56,020,780.00	226,673,476.40	1,982,737,098.52	16,764,034.06
OO - Revenue collection improved	3100000000000000	1,236,213,000.00		1,236,213,000.00	1,216,213,000.00				1,216,213,000.00	191,585,107.72	324,180,139.38	256,581,861.22	376,974,435.70	1,149,321,544.02	177,359,533.40	276,583,754.10	302,899,678.29	319,052,813.44	1,075,895,779.23	20,000,000.00	66,891,455.98	59,069,607.40	14,356,157.39
CUSTOMS REVENUE ENHANCEMENT PROGRAM	3101000000000000	1,236,213,000.00		1,236,213,000.00	1,216,213,000.00				1,216,213,000.00	191,585,107.72	324,180,139.38	256,581,861.22	376,974,435.70	1,149,321,544.02	177,359,533.40	276,583,754.10	302,899,678.29	319,052,813.44	1,075,895,779.23	20,000,000.00	66,891,455.98	59,069,607.40	14,356,157.39
Legal Services	310100100001000	195,684,000.00		195,684,000.00	195,684,000.00				195,684,000.00	35,134,231.74	54,256,824.10	40,828,613.70	53,945,616.60	184,165,286.14	34,231,758.43	55,159,297.40	40,828,613.71	53,945,616.60	184,165,286.14		11,518,713.86		
PS		106,069,000.00		106,069,000.00	106,069,000.00				106,069,000.00	21,537,954.66	31,139,229.10	21,768,717.47	31,623,098.77	106,069,000.00	20,635,481.35	32,041,702.40	21,768,717.48	31,623,098.77	106,069,000.00				
MOOE		89,212,000.00		89,212,000.00	89,212,000.00				89,212,000.00	13,596,277.08	23,117,595.00	18,656,896.23	22,322,517.83	77,693,286.14	13,596,277.08	23,117,595.00	18,656,896.23	22,322,517.83	77,693,286.14		11,518,713.86		
CO		403,000.00		403,000.00	403,000.00				403,000.00			403,000.00		403,000.00		403,000.00		403,000.00					
Information communication and technology support services	310100100002000	184,984,000.00		184,984,000.00	164,984,000.00				164,984,000.00	12,120,992.31	36,590,159.83	51,885,171.17	36,603,285.58	137,199,608.89	11,385,229.55	25,183,063.73	58,047,279.51	31,688,038.21	126,303,611.00	20,000,000.00	27,784,391.11	4,069,607.40	6,626,390.49
PS		39,405,000.00		39,405,000.00	39,405,000.00				39,405,000.00	8,477,831.99	11,169,247.99	8,398,247.99	11,359,672.03	39,405,000.00	8,397,331.99	11,157,247.99	4,421,140.59	11,359,672.03	35,335,392.60			4,069,607.40	
MOOE		125,579,000.00		125,579,000.00	125,579,000.00				125,579,000.00	3,643,160.32	25,420,911.84	43,486,923.18	25,243,613.55	97,794,608.89	2,987,897.56	14,025,815.74	53,626,138.92	20,328,366.18	90,968,218.40	20,000,000.00	27,784,391.11		6,626,390.49
CO		20,000,000.00		20,000,000.00															20,000,000.00				
Examination and appraisal of imports	310100100003000	555,449,000.00		555,449,000.00	555,449,000.00				555,449,000.00	107,170,329.42	181,369,789.85	106,941,038.89	143,344,905.00	538,826,063.16	95,558,639.42	150,578,335.31	144,335,610.65	148,353,477.78	538,826,063.16		16,622,936.84		
PS		445,050,000.00		445,050,000.00	445,050,000.00				445,050,000.00	90,691,961.84	140,843,206.19	84,114,188.30	129,400,643.67	445,050,000.00	81,545,563.64	116,356,903.29	117,746,340.06	129,401,193.01	445,050,000.00				
MOOE		104,281,000.00		104,281,000.00	104,281,000.00				104,281,000.00	16,478,367.58	39,355,583.66	18,942,850.59	12,881,261.33	87,658,063.16	14,013,075.78	33,050,432.02	22,705,270.59	17,889,284.77	87,658,063.16		16,622,936.84		
CO		6,118,000.00		6,118,000.00	6,118,000.00				6,118,000.00		1,171,000.00	3,884,000.00	1,063,000.00	6,118,000.00		1,171,000.00	3,884,000.00	1,063,000.00	6,118,000.00				
Coordination of the activities of the export control units of various ports	310100100004000	124,814,000.00		124,814,000.00	124,814,000.00				124,814,000.00	16,046,624.42	16,912,531.38	30,245,028.75	50,828,901.28	114,033,085.83	15,129,294.15	14,875,224.91	31,712,539.93	50,076,446.49	111,793,505.48		10,780,914.17		2,239,580.35
PS		11,882,000.00		11,882,000.00	11,882,000.00				11,882,000.00	2,585,083.32	3,163,666.66	2,627,999.99	3,505,250.03	11,882,000.00	2,578,749.99	3,169,999.99	2,623,911.47	3,509,336.55	11,882,000.00				
MOOE		112,932,000.00		112,932,000.00	112,932,000.00				112,932,000.00	13,461,541.10	13,748,864.72	27,617,028.76	47,323,651.25	102,151,085.83	12,550,544.16	11,705,224.92	29,088,628.46	46,567,107.94	99,911,505.48		10,780,914.17		2,239,580.35
Evaluation and classification of importation	310100100005000	8,170,000.00		8,170,000.00	8,170,000.00				8,170,000.00	1,705,916.67	2,235,416.66	1,795,750.00	2,432,916.67	8,170,000.00	1,702,583.33	2,238,749.99	1,795,750.00	2,432,913.67	8,169,996.99				3.01
PS		8,170,000.00		8,170,000.00	8,170,000.00				8,170,000.00	1,705,916.67	2,235,416.66	1,795,750.00	2,432,916.67	8,170,000.00	1,702,583.33	2,238,749.99	1,795,750.00	2,432,913.67	8,169,996.99				3.01
Warehousing Services	310100100006000	112,112,000.00		112,112,000.00	112,112,000.00				112,112,000.00	19,407,013.16	32,815,417.56	24,886,258.71	34,818,810.57	111,927,500.00	19,352,028.52	28,549,082.76	26,179,884.49	32,556,320.69	106,637,316.46		184,500.00		5,290,183.54
PS		107,946,000.00		107,946,000.00	107,946,000.00				107,946,000.00	17,661,313.16	31,866,917.56	24,425,166.74	33,972,602.54	107,946,000.00	17,607,678.20	27,663,606.84	25,762,438.20	31,622,093.22	102,655,816.46				5,290,183.54
MOOE		4,166,000.00		4,166,000.00	4,166,000.00				4,166,000.00	1,745,700.00	928,500.00	461,091.97	846,208.03	3,981,500.00	1,744,350.32	885,475.92	417,446.29	934,227.47	3,981,500.00		184,500.00		
Locally-Funded Project(s)	3101002000000000	55,000,000.00		55,000,000.00	55,000,000.00				55,000,000.00														

Particulars	UACS CODE	Appropriation			Allotments			Current Year Obligations							Current Year Disbursements					Balances				
		Authorized Appropriation	Adjustments (Transfer To)/From, Realignment)	Adjusted Appropriations	Allotments Received	Adjustments (Withdrawal, Realignment)	Transfer To	Transfer From	Adjusted Total Allotments	1st Quarter Ending March 31	2nd Quarter Ending June 30	3rd Quarter Ending Sept. 30	4th Quarter Ending Dec. 31	Total	1st Quarter Ending March 31	2nd Quarter Ending June 30	3rd Quarter Ending Sept. 30	4th Quarter Ending Dec. 31	Total	Unreleased Appropriations	Unobligated Allotment	Unpaid Obligations (15-20) = (23+24)		
																						Due and Demandable	Not Yet Due and Demandable	
1	2	3	4	5=(3+4)	6	7	8	9	10=(8+9)	11	12	13	14	15=(11+12+13+14)	16	17	18	19	20=(16+17+18+19)	21=(5-10)	22=(10-15)	23	24	
OO : Secured trade facilitation by international standards achieved	3200000000000000	2,647,257,000.00		2,647,257,000.00	2,611,236,220.00				2,611,236,220.00	53,159,432.95	86,296,052.01	1,343,766,664.24	968,232,050.38	2,451,454,199.58	49,820,334.82	86,354,455.36	92,526,665.83	296,677,375.78	525,378,831.79	36,020,780.00	159,782,020.42	1,923,667,491.12	2,407,876.67	
CUSTOMS BORDER PROTECTION AND CARGO CONTROL AND CLEARANCE PROGRAM	3201000000000000	2,647,257,000.00		2,647,257,000.00	2,611,236,220.00				2,611,236,220.00	53,159,432.95	86,296,052.01	1,343,766,664.24	968,232,050.38	2,451,454,199.58	49,820,334.82	86,354,455.36	92,526,665.83	296,677,375.78	525,378,831.79	36,020,780.00	159,782,020.42	1,923,667,491.12	2,407,876.67	
Surveillance and prevention of smuggling	320100100001000	2,647,257,000.00		2,647,257,000.00	2,611,236,220.00				2,611,236,220.00	53,159,432.95	86,296,052.01	1,343,766,664.24	968,232,050.38	2,451,454,199.58	49,820,334.82	86,354,455.36	92,526,665.83	296,677,375.78	525,378,831.79	36,020,780.00	159,782,020.42	1,923,667,491.12	2,407,876.67	
PS		269,811,000.00		269,811,000.00	269,811,000.00				269,811,000.00	35,585,145.24	66,660,851.96	60,911,258.75	106,653,744.05	269,811,000.00	33,302,781.00	65,762,279.12	58,667,027.15	112,078,912.73	269,811,000.00					
MOE		216,133,000.00	(1,650,000.00)	214,483,000.00	206,133,000.00	(1,650,000.00)			204,483,000.00	17,574,287.71	18,895,200.05	35,100,405.49	89,896,686.33	161,466,579.58	16,517,553.82	19,852,176.24	32,656,638.68	63,916,201.27	132,942,570.01	10,000,000.00	43,016,420.42	26,116,132.90	2,407,876.67	
CO		2,161,313,000.00	1,650,000.00	2,162,963,000.00	2,135,292,220.00	1,650,000.00			2,136,942,220.00	740,000.00	740,000.00	1,247,755,000.00	771,681,620.00	2,020,176,620.00		740,000.00	1,203,000.00	120,682,261.78	122,625,261.78	26,020,780.00	116,765,600.00	1,897,551,358.22		
Sub-Total, Agency-Specific		4,598,857,000.00		4,598,857,000.00	4,529,612,220.00				4,529,612,220.00	355,563,390.32	554,233,695.45	1,726,872,073.99	1,615,317,310.82	4,251,986,470.58	316,809,722.34	516,296,909.22	514,991,276.72	732,812,247.19	2,080,910,155.47	69,244,780.00	277,625,749.42	2,105,789,165.37	65,287,149.74	
PS		1,334,107,000.00		1,334,107,000.00	1,334,107,000.00				1,334,107,000.00	227,985,477.03	356,016,816.07	262,082,212.28	466,547,016.77	1,312,631,522.15	213,408,203.36	321,371,545.11	284,938,715.48	391,883,495.98	1,211,601,959.93		21,475,477.85	47,214,974.23	53,814,587.99	
MOE		882,641,000.00	(1,650,000.00)	880,991,000.00	872,641,000.00	(1,650,000.00)			870,991,000.00	127,577,913.29	194,926,879.38	189,881,661.71	223,446,694.05	735,833,148.43	103,401,518.98	191,811,614.11	202,375,271.96	198,726,722.63	696,315,127.68	10,000,000.00	135,157,851.57	29,061,173.28	10,456,847.47	
CO		2,382,109,000.00	1,650,000.00	2,383,759,000.00	2,322,864,220.00	1,650,000.00			2,324,514,220.00	3,290,000.00	1,274,908,200.00	925,323,600.00	2,203,521,800.00			3,113,750.00	27,677,289.28	142,202,028.58	172,993,067.86	59,244,780.00	120,992,420.00	2,029,513,017.86	1,015,714.28	
II. Automatic Appropriations																								
Retirement and Life Insurance Premiums	01104102	102,574,000.00		102,574,000.00	102,574,000.00				102,574,000.00	22,834,333.91	27,052,873.67	23,220,797.88	29,465,994.54	102,574,000.00	20,481,958.08	25,906,430.63	24,739,439.99	30,311,472.12	101,439,300.82					1,134,699.18
General Administration and Support	1000000000000000	14,548,000.00		14,548,000.00	14,548,000.00				14,548,000.00	3,456,291.30	4,153,323.23	3,630,952.36	3,307,433.11	14,548,000.00	3,456,291.30	3,888,690.98	3,895,584.61	3,307,433.11	14,548,000.00					
General management and supervision	100000100001000	14,548,000.00		14,548,000.00	14,548,000.00				14,548,000.00	3,456,291.30	4,153,323.23	3,630,952.36	3,307,433.11	14,548,000.00	3,456,291.30	3,888,690.98	3,895,584.61	3,307,433.11	14,548,000.00					
PS		14,548,000.00		14,548,000.00	14,548,000.00				14,548,000.00	3,456,291.30	4,153,323.23	3,630,952.36	3,307,433.11	14,548,000.00	3,456,291.30	3,888,690.98	3,895,584.61	3,307,433.11	14,548,000.00					
Operations	3000000000000000	88,026,000.00		88,026,000.00	88,026,000.00				88,026,000.00	19,378,042.61	22,899,550.44	19,589,845.52	26,158,561.43	88,026,000.00	17,025,666.78	22,017,739.65	20,843,855.38	27,004,039.01	85,891,300.82					1,134,699.18
OO : Revenue collection improved	3100000000000000	65,343,000.00		65,343,000.00	65,343,000.00				65,343,000.00	15,473,943.81	17,811,914.51	14,115,978.56	17,941,163.12	65,343,000.00	13,774,413.69	16,910,493.46	15,830,909.43	17,900,466.51	64,416,283.09					926,716.91
CUSTOMS REVENUE ENHANCEMENT PROGRAM	3101000000000000	65,343,000.00		65,343,000.00	65,343,000.00				65,343,000.00	15,473,943.81	17,811,914.51	14,115,978.56	17,941,163.12	65,343,000.00	13,774,413.69	16,910,493.46	15,830,909.43	17,900,466.51	64,416,283.09					926,716.91
Legal Services	310100100001000	9,595,000.00		9,595,000.00	9,595,000.00				9,595,000.00	2,365,666.92	1,893,947.52	2,260,830.84	3,074,554.72	9,595,000.00	1,651,668.83	2,607,945.61	2,260,830.84	3,074,554.72	9,595,000.00					
PS		9,595,000.00		9,595,000.00	9,595,000.00				9,595,000.00	2,365,666.92	1,893,947.52	2,260,830.84	3,074,554.72	9,595,000.00	1,651,668.83	2,607,945.61	2,260,830.84	3,074,554.72	9,595,000.00					
Information communication and technology support services	310100100002000	3,639,000.00		3,639,000.00	3,639,000.00				3,639,000.00	909,750.00	606,500.00	909,750.00	1,213,000.00	3,639,000.00	606,500.00	909,750.00	909,750.00	1,189,399.36	3,615,399.36					23,600.64
PS		3,639,000.00		3,639,000.00	3,639,000.00				3,639,000.00	909,750.00	606,500.00	909,750.00	1,213,000.00	3,639,000.00	606,500.00	909,750.00	909,750.00	1,189,399.36	3,615,399.36					23,600.64
Examination and appraisal of imports	310100100003000	40,822,000.00		40,822,000.00	40,822,000.00				40,822,000.00	9,903,960.41	12,261,477.46	8,421,060.41	10,235,501.72	40,822,000.00	9,374,153.19	10,608,709.67	9,717,615.12	10,427,099.58	40,127,577.56					694,422.44
PS		40,822,000.00		40,822,000.00	40,822,000.00				40,822,000.00	9,903,960.41	12,261,477.46	8,421,060.41	10,235,501.72	40,822,000.00	9,374,153.19	10,608,709.67	9,717,615.12	10,427,099.58	40,127,577.56					694,422.44
Coordination of the activities of the export control units of various ports	310100100004000	1,050,000.00		1,050,000.00	1,050,000.00				1,050,000.00	262,500.00	175,000.00	262,500.00	350,000.00	1,050,000.00	175,000.00	262,500.00	262,500.00	350,000.00	1,050,000.00					
PS		1,050,000.00		1,050,000.00	1,050,000.00				1,050,000.00	262,500.00	175,000.00	262,500.00	350,000.00	1,050,000.00	175,000.00	262,500.00	262,500.00	350,000.00	1,050,000.00					
Evaluation and classification of importation	310100100005000	760,000.00		760,000.00	760,000.00				760,000.00	189,999.99	126,666.66	189,999.99	253,333.36	760,000.00	126,666.66	189,999.99	189,999.99	253,333.36	760,000.00					
PS		760,000.00		760,000.00	760,000.00				760,000.00	189,999.99	126,666.66	189,999.99	253,333.36	760,000.00	126,666.66	189,999.99	189,999.99	253,333.36	760,000.00					
Warehousing Services	310100100006000	9,477,000.00		9,477,000.00	9,477,000.00				9,477,000.00	1,842,066.49	2,748,322.87	2,071,837.32	2,814,773.32	9,477,000.00	1,840,425.01	2,331,588.19	2,490,213.48	2,606,079.49	9,268,306.17					208,693.83
PS		9,477,000.00		9,477,000.00	9,477,000.00				9,477,000.00	1,842,066.49	2,748,322.87	2,071,837.32	2,814,773.32	9,477,000.00	1,840,425.01	2,331,588.19	2,490,213.48	2,606,079.49	9,268,306.17					208,693.83
OO : Secured trade facilitation by international standards achieved	3200000000000000	22,683,000.00		22,683,000.00	22,683,000.00				22,683,000.00	3,904,098.80	5,087,635.93	5,473,866.96	8,217,398.31	22,683,000.00	3,251,253.09	5,107,246.19	5,012,945.95	9,103,572.50	22,475,017.73					207,982.27
CUSTOMS BORDER PROTECTION AND CARGO CONTROL AND CLEARANCE PROGRAM	3201000000000000	22,683,000.00		22,683,000.00	22,683,000.00				22,683,000.00	3,904,098.80	5,087,635.93	5,473,866.96	8,217,398.31	22,683,000.00	3,251,253.09	5,107,246.19	5,012,945.95	9,103,572.50	22,475,017.73					207,982.27
Surveillance and prevention of smuggling	320100100001000	22,683,000.00		22,683,000.00	22,683,000.00				22,683,000.00	3,904,098.80	5,087,635.93	5,473,866.96	8,217,398.31	22,683,000.00	3,251,253.09	5,107,246.19	5,012,945.95	9,103,572.50	22,475,017.73					207,982.27
PS		22																						

Particulars	UACS CODE	Appropriation			Allotments					Current Year Obligations					Current Year Disbursements					Balances			
		Authorized Appropriation	Adjustments (Transfer (To)/From, Realignment)	Adjusted Appropriations	Allotments Received	Adjustments (Withdrawal, Realignment)	Transfer To	Transfer From	Adjusted Total Allotments	1st Quarter Ending March 31	2nd Quarter Ending June 30	3rd Quarter Ending Sept. 30	4th Quarter Ending Dec. 31	Total	1st Quarter Ending March 31	2nd Quarter Ending June 30	3rd Quarter Ending Sept. 30	4th Quarter Ending Dec. 31	Total	Unreleased Appropriations	Unobligated Allotment	Unpaid Obligations* (15-20) = (23+24)	
																						Due and Demandable	Not Yet Due and Demandable
1	2	3	4	5=(3+4)	6	7	8	9	10=[(6)+(7)+8+9]	11	12	13	14	15=(11+12+13+14)	16	17	18	19	20=(16+17+18+19)	21=(5-10)	22=(10-15)	23	24
Pension and Gratuity Fund	4008000000000000		55,089,425.00	55,089,425.00	55,089,425.00				55,089,425.00	7,031,384.59	18,209,463.80	19,869,564.94	2,157,932.46	47,268,345.79	6,501,674.70	19,280,434.85	19,373,649.43	2,112,586.81	47,268,345.79		7,821,079.21		
For payment of retirement and terminal leave benefits	400800000002000		55,089,425.00	55,089,425.00	55,089,425.00				55,089,425.00	7,031,384.59	18,209,463.80	19,869,564.94	2,157,932.46	47,268,345.79	6,501,674.70	19,280,434.85	19,373,649.43	2,112,586.81	47,268,345.79		7,821,079.21		
PS			55,089,425.00	55,089,425.00	55,089,425.00				55,089,425.00	7,031,384.59	18,209,463.80	19,869,564.94	2,157,932.46	47,268,345.79	6,501,674.70	19,280,434.85	19,373,649.43	2,112,586.81	47,268,345.79		7,821,079.21		
Sub-Total, SPF			55,089,425.00	55,089,425.00	55,089,425.00				55,089,425.00	7,031,384.59	18,209,463.80	19,869,564.94	2,157,932.46	47,268,345.79	6,501,674.70	19,280,434.85	19,373,649.43	2,112,586.81	47,268,345.79		7,821,079.21		
PS			55,089,425.00	55,089,425.00	55,089,425.00				55,089,425.00	7,031,384.59	18,209,463.80	19,869,564.94	2,157,932.46	47,268,345.79	6,501,674.70	19,280,434.85	19,373,649.43	2,112,586.81	47,268,345.79		7,821,079.21		
GRAND TOTAL		4,701,431,000.00	55,089,425.00	4,756,520,425.00	4,687,275,645.00				4,687,275,645.00	385,429,108.82	599,496,032.92	1,769,962,436.81	1,646,941,237.82	4,401,828,816.37	343,793,355.12	561,483,774.70	550,104,366.14	765,236,306.12	2,229,617,802.08	69,244,780.00	285,446,828.63	2,105,789,165.37	66,421,848.92
PS		1,436,681,000.00	55,089,425.00	1,491,770,425.00	1,491,770,425.00				1,491,770,425.00	257,851,195.53	401,279,153.54	305,172,575.10	498,170,943.77	1,462,473,867.94	240,391,836.14	366,558,410.59	329,051,804.90	424,307,554.91	1,360,309,606.54		29,296,557.06	47,214,974.23	54,949,287.17
MOOE		882,641,000.00	(1,650,000.00)	880,991,000.00	872,641,000.00	(1,650,000.00)			870,991,000.00	127,577,913.29	194,926,879.38	189,881,661.71	223,446,694.05	735,833,148.43	103,401,518.98	191,811,614.11	202,375,271.86	198,726,722.63	696,315,127.68	10,000,000.00	135,157,851.57	29,061,173.28	10,456,847.47
CO		2,382,109,000.00	1,650,000.00	2,383,759,000.00	2,322,864,220.00	1,650,000.00			2,324,514,220.00		3,290,000.00	1,274,908,200.00	925,323,600.00	2,203,521,800.00		3,113,750.00	27,677,289.28	142,202,028.58	172,993,067.86	59,244,780.00	120,992,420.00	2,029,513,017.86	1,015,714.28

Certified Correct:

Certified Correct:

Recommended By:

Approved By:

[Signature]
KAREN SUSAN GO-ROFES
 Acting Chief, Budget Division

[Signature]
MARILOUA. CABISON
 Officer-in-Charge, F M O
 Concurrent Chief Accountant

 Director, FMS

[Signature]
REY LEONARDO B GUERRERO
 Commissioner

Date: 08/Feb/2019

Date:

STATEMENT OF APPROPRIATIONS, ALLOTMENTS, OBLIGATIONS, DISBURSEMENTS AND BALANCES
As of the Quarter Ending December 31, 2018

Department: Department of Finance (DOF)
Agency: Bureau of Customs
Operating Unit: Central Office
Organization Code (UACS): 110020100000
Fund Cluster: 03 - Special Account - Locally Funded

RECEIVED
COA-500-0000
DATE 2-20-19
Authorization: 01 - Current Year Appropriations
Report Status: SUBMITTED

Table with columns: Particulars, UACS CODE, Appropriation, Allotments, Current Year Obligations, Current Year Disbursements, Balances. Includes rows for Agency Specific Budget, Automatic Appropriations, and Special Purpose Fund.

Certified Correct:
KAREN SUSAN GO-ROFES
Acting Chief, Budget Division
Date: 08/Feb/2019

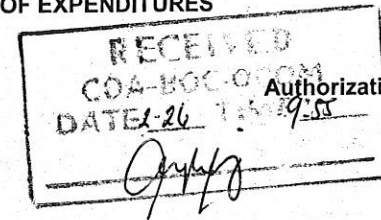
Certified Correct:
Chief Accountant
Date:

Recommended By:
MARILOU A. CABIGON
Officer-in-Charge, FM O
Concurrent Chief Accountant

Approved By:
REY LEONARDO B GUERRERO
Commissioner

This report was generated using the Unified Reporting System on 11/02/2019 14:17

SUMMARY OF APPROPRIATIONS, ALLOTMENTS, OBLIGATIONS AND BALANCES BY OBJECT OF EXPENDITURES
As of the Quarter Ending December 31, 2018




Authorization: 01 - Current Year Appropriations
Report Status: SUBMITTED

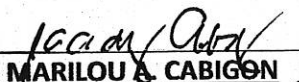
Department: Department of Finance (DOF)
Agency: Bureau of Customs
Operating Unit: Central Office
Organization Code (UACS): 11002010000
Fund Cluster: 01 - Regular Agency Fund

Table with columns: Particulars, UACS CODE, Appropriation, Allotments, Current Year Obligations, Current Year Disbursements, Balances. Rows include Agency Specific Budget, Personnel Services, Salaries and Wages, Other Compensation, etc.

Particulars	UACS CODE	Appropriation		Allotments					Current Year Obligations							Current Year Disbursements				Balances				
		Authorized Appropriation	Adjustments (Transfer To)/From, Realignment	Adjusted Appropriations	Allotments Received	Adjustments (Withdrawal, Realignment)	Transfer To	Transfer From	Adjusted Total Allotments	1st Quarter Ending March 31	2nd Quarter Ending June 30	3rd Quarter Ending Sept. 30	4th Quarter Ending Dec. 31	Total	1st Quarter Ending March 31	2nd Quarter Ending June 30	3rd Quarter Ending Sept. 30	4th Quarter Ending Dec. 31	Total	Unreleased Appropriations	Unobligated Allotment	Unpaid Obligations (15-20) = (23+24)	Due and Demandable	Not Yet Due and Demandable
		3	4	5	6	7	8	9	10=(6)+(7)+(8)+(9)	11	12	13	14	15=(11)+(12)+(13)+(14)	16	17	18	19	20=(16)+(17)+(18)+(19)	21=(5-10)	22=(16-15)	23	24	
Office Supplies Expenses	5020301002	32,945,000.00	21,000,000.00	53,945,000.00	32,945,000.00			53,945,000.00	10,526,070.58	12,217,264.64	9,391,629.09	12,682,852.88	44,817,817.19	8,027,369.64	11,489,086.16	11,305,353.34	9,010,723.46	39,832,532.60			9,127,182.81	4,985,284.59		
Accountable Forms Expenses	5020302000	35,236,000.00	27,500,000.00	62,736,000.00	35,236,000.00			62,736,000.00	10,605,415.00	15,145,393.00	16,458,900.00	19,720,275.00	61,929,983.00	10,605,415.00	14,970,193.00	16,634,100.00	19,720,275.00	61,929,983.00			806,017.00			
Medical, Dental and Laboratory Supplies Expenses	5020308000	401,000.00		401,000.00	401,000.00			401,000.00		235,066.95			235,066.95		219,418.21		3,500.00	222,918.21			165,933.05	12,148.74		
Fuel, Oil and Lubricants Expenses	5020309000	65,017,000.00	(34,100,000.00)	30,917,000.00	65,017,000.00	(34,100,000.00)		30,917,000.00	1,381,888.20	1,581,200.00	1,292,700.00	11,941,200.00	16,196,988.20	1,288,980.30	1,334,804.32	1,291,571.45	1,236,378.58	5,151,734.65	14,720,011.80			11,045,253.55		
Semi-Expendable Machinery and Equipment Expenses	5020321000	807,000.00	600,000.00	1,407,000.00	807,000.00	600,000.00		1,407,000.00	167,144.00	111,719.00	91,020.00	375,420.14	745,303.14	160,808.28	48,800.00	105,636.07	287,514.83	602,559.18			165,933.05	12,148.74		
Machinery	5020321001	50,000.00		50,000.00	50,000.00			50,000.00		48,800.00			48,800.00		48,800.00			48,800.00			1,200.00			
Office Equipment	5020321002	553,000.00		553,000.00	553,000.00			553,000.00	89,104.00	45,599.00	52,436.00	253,495.14	440,634.14	86,104.00		67,052.07	230,089.83	383,245.90			112,365.86			
Information and Communications Technology Equipment	5020321003	204,000.00	600,000.00	804,000.00	204,000.00	600,000.00		804,000.00	78,004.00	17,320.00	38,584.00	121,925.00	255,869.00		74,504.28			170,513.28			548,131.00	85,355.72		
Semi-Expendable Furniture, Fixtures and Books Expenses	5020322000	1,279,000.00		1,279,000.00	1,279,000.00			1,279,000.00	32,000.00	150,000.00	224,750.00	315,992.39	722,742.39	28,250.00	109,556.44	215,315.10	161,059.36	517,180.90			556,257.61	205,561.49		
Furniture and Fixtures	5020322001	1,229,000.00		1,229,000.00	1,229,000.00			1,229,000.00	29,000.00	150,000.00	224,750.00	315,992.39	719,742.39	28,250.00	109,556.44	215,315.10	161,059.36	514,180.90			509,257.61	205,561.49		
Books	5020322002	50,000.00		50,000.00	50,000.00			50,000.00	3,000.00				3,000.00		3,000.00			3,000.00			47,000.00			
Utility Expenses	5020400000	96,075,000.00	8,919,707.68	104,994,707.68	96,075,000.00	8,919,707.68		104,994,707.68	22,074,229.54	28,560,649.59	26,237,097.13	24,602,210.81	101,474,187.07	17,242,502.15	28,078,805.91	23,838,629.17	29,900,155.84	99,060,093.07			3,520,520.61	2,414,094.00		
Water Expenses	5020401000	27,306,000.00		27,306,000.00	27,306,000.00			27,306,000.00	5,409,983.69	6,571,523.21	5,723,777.48	6,080,195.01	23,765,479.39	3,636,605.15	5,945,947.41	6,058,166.70	7,142,710.62	22,783,429.88			3,520,520.61	1,002,049.51		
Electricity Expenses	5020402000	68,769,000.00	8,919,707.68	77,688,707.68	68,769,000.00	8,919,707.68		77,688,707.68	16,664,245.85	21,989,126.38	20,513,319.65	18,522,015.80	77,688,707.68	13,605,897.00	22,132,858.50	17,780,462.47	22,757,445.22	76,276,663.19			1,412,044.49			
Communication Expenses	5020500000	29,625,000.00	2,188,820.00	31,813,820.00	29,625,000.00	2,188,820.00		31,813,820.00	5,679,456.30	8,597,995.18	6,704,810.62	5,948,841.13	26,931,103.23	4,637,095.00	7,843,768.99	7,493,236.01	5,816,352.82	25,790,452.82			4,882,716.77	1,140,650.41		
Postage and Courier Services	5020501000	3,778,000.00	900,000.00	4,278,000.00	3,778,000.00	900,000.00		4,278,000.00	936,119.00	1,029,902.10	1,133,192.00	616,145.81	3,715,358.91	815,035.88	983,080.63	1,194,593.14	722,649.26	3,715,358.91			562,641.09			
Telephone Expenses	5020502000	19,647,000.00	(3,000,000.00)	16,647,000.00	19,647,000.00	(3,000,000.00)		16,647,000.00	3,381,589.84	4,407,140.52	3,098,698.56	2,418,833.83	13,306,267.75	2,604,988.94	4,055,841.63	3,408,111.17	2,432,627.10	12,501,568.84			3,340,737.25	804,693.91		
Mobile	5020502001	8,861,000.00	(3,000,000.00)	5,861,000.00	8,861,000.00	(3,000,000.00)		5,861,000.00	1,168,722.73	690,075.00	756,755.76	661,300.00	3,278,853.49	643,365.57	1,105,725.00	719,423.85	740,132.20	3,208,648.62			2,584,146.51	68,206.87		
Landline	5020502002	10,786,000.00		10,786,000.00	10,786,000.00			10,786,000.00	2,212,867.11	3,717,065.52	2,341,942.80	1,757,533.83	10,029,409.26	1,961,623.37	2,960,116.63	2,688,687.32	1,692,494.90	9,292,922.22			979,338.43	335,956.50		
Internet Subscription Expenses	5020503000	6,200,000.00	4,688,820.00	10,888,820.00	6,200,000.00	4,688,820.00		10,888,820.00	1,361,747.46	3,160,952.56	2,472,920.06	2,913,861.49	9,909,481.57	1,217,070.18	2,804,846.73	2,890,531.70	2,661,076.46	9,573,525.07			979,338.43	335,956.50		
Confidential, Intelligence and Extraordinary Expenses	5021000000	80,542,000.00	7,467,200.00	88,009,200.00	80,542,000.00	7,467,200.00		88,009,200.00	26,981,686.50	19,125,358.93	17,991,400.00	22,723,855.60	86,822,300.93	26,244,169.05	19,171,075.85	18,096,138.00	22,930,918.03	86,822,300.93			1,186,899.07			
Confidential Expenses	5021001000	69,500,000.00		69,500,000.00	69,500,000.00			69,500,000.00	17,375,000.00	17,375,000.00	17,375,000.00	17,375,000.00	69,500,000.00	17,375,000.00	17,375,000.00	17,375,000.00	17,375,000.00	69,500,000.00						
Extraordinary and Miscellaneous Expenses	5021003000	11,042,000.00	7,467,200.00	18,509,200.00	11,042,000.00	7,467,200.00		18,509,200.00	9,606,686.50	1,750,358.93	616,400.00	5,348,855.50	17,322,300.93	9,249,169.05	1,796,075.85	721,138.00	5,555,918.03	17,322,300.93			1,186,899.07			
Professional Services	5021100000	297,626,000.00	(54,839,375.33)	242,786,624.67	297,626,000.00	(54,839,375.33)		242,786,624.67	30,066,594.50	58,162,429.16	43,132,157.75	69,071,157.75	200,355,015.07	19,071,551.49	69,157,472.17	43,061,157.75	69,064,833.66	200,355,015.07			1,493,609.60	76,450.46		
Auditing Services	5021102000	500,000.00		500,000.00	500,000.00			500,000.00	76,038.00	71,000.00	6,330.46	153,368.46	74,518.00	2,400.00	76,918.00	2,400.00	76,918.00	346,631.54			76,450.46			
Other Professional Services	5021199000	297,126,000.00	(54,839,375.33)	242,286,624.67	297,126,000.00	(54,839,375.33)		242,286,624.67	30,066,594.50	58,162,429.16	43,061,157.75	69,064,833.66	200,355,015.07	19,071,551.49	69,157,472.17	43,061,157.75	69,064,833.66	200,355,015.07			1,493,609.60	76,450.46		
General Services	5021200000	43,195,000.00	19,464,454.90	62,659,454.90	43,195,000.00	19,464,454.90		62,659,454.90	3,243,869.59	17,227,941.31	9,949,434.36	27,715,793.86	58,137,039.12	1,846,181.20	13,958,674.98	14,597,201.58	12,318,709.25	42,720,767.01			5,022,415.78	15,416,272.11		
Environment/Sanitary Services	5021201000	1,637,000.00	(310,741.65)	1,326,258.35	1,637,000.00	(310,741.65)		1,326,258.35	36,000.00	38,000.00	81,000.00	158,512.00	313,512.00	34,750.00	24,750.00	76,312.50	177,699.50	313,512.00			1,012,746.35			
Janitorial Services	5021202000	3,910,000.00	21,459,860.33	25,369,860.33	3,910,000.00	21,459,860.33		25,369,860.33	1,728,939.59	16,007,133.57	8,585,713.00	24,092,030.19	50,413,816.35	1,547,547.63	11,739,417.72	13,034,820.81	9,169,985.21	35,491,771.37			2,956,043.88	14,922,044.98		
Other General Services	5021299000	9,648,000.00	(1,684,663.78)	7,963,336.22	9,648,000.00	(1,684,663.78)		7,963,336.22	1,478,930.00	1,182,807.74	1,282,721.36	3,465,251.67	7,409,710.77	263,883.57	2,194,507.26	1,486,068.27	2,971,024.54	6,915,483.64			552,625.45	494,227.13		
Repairs and Maintenance	5021300000	31,164,000.00	(300,000.00)	30,864,000.00	31,164,000.00	(300,000.00)		30,864,000.00	3,570,556.03	4,130,428.75	4,343,954.58	1,959,477.65	14,004,417.01	3,326,491.00	3,721,458.99	4,080,896.84	2,201,707.31	13,330,554.00			16,859,982.99	671,719.55	2,143.46	
Repairs and Maintenance - Buildings and Other Structures	5021304000	18,097,000.00	(2,500,000.00)	15,597,000.00	18,097,000.00	(2,500,000.00)		15,597,000.00	1,527,229.74	1,626,446.60	2,868,467.18	926,735.47	6,948,878.99	1,408,458.03	1,566,754.47	2,591,919.10	1,147,876.08	6,715,007.68			8,648,121.01	233,871.31		
Buildings	5021304001	18,097,000.00	(2,500,000.00)	15,597,000.00	18,097,000.00	(2,500,000.00)		15,597,000.00	1,527,229.74	1,626,446.60	2,868,467.18	926,735.47	6,948,878.99	1,408,458.03	1,566,754.47	2,591,919.10	1,147,876.08	6,715,007.68			8,648,121.01	233,871.31		
Repairs and Maintenance - Machinery and Equipment	5021305000	10,369,000.00	2,200,000.00	12,569,000.00	10,3																			

Particulars	UACS CODE	Appropriation			Allotments					Current Year Obligations					Current Year Disbursements					Balances				
		Authorized Appropriation	Adjustments (Transfer To)/From, Realignment	Adjusted Appropriations	Allotments Received	Adjustments (Withdrawal, Realignment)	Transfer To	Transfer From	Adjusted Total Allotments	1st Quarter Ending March 31	2nd Quarter Ending June 30	3rd Quarter Ending Sept. 30	4th Quarter Ending Dec. 31	Total	1st Quarter Ending March 31	2nd Quarter Ending June 30	3rd Quarter Ending Sept. 30	4th Quarter Ending Dec. 31	Total	Unreleased Appropriations	Unobligated Allotment	Unpaid Obligations (15-20) = (23+24)		
1	2	3	4	5=(3+4)	6	7	8	9	10=(6+7-8+9)	11	12	13	14	15=(11+12+13+14)	16	17	18	19	20=(16+17+18+19)	21=(5-10)	22=(10-15)	23	24	
Subscription Expenses	5029907000	64,406,000.00	(17,088,820.00)	47,317,180.00	64,406,000.00	(17,088,820.00)			47,317,180.00	456,416.70	7,896,649.33	29,569,130.60	42,540.00	37,964,736.63	99,575.53	258,898.70	37,555,722.40		37,914,196.63			9,352,443.37	50,540.00	
ICT Software Subscription	5029907001	63,498,000.00	(17,088,820.00)	46,409,180.00	63,498,000.00	(17,088,820.00)			46,409,180.00		7,750,741.33	29,443,651.10		37,194,392.43					37,194,392.43			9,214,787.57		
Library and Other Reading Materials Subscription Expenses	5029907004	908,000.00		908,000.00	908,000.00				908,000.00	456,416.70	145,908.00	125,479.50	42,540.00	770,344.20	99,575.53	258,898.70	361,329.97		719,804.20			137,655.80	50,540.00	
Other Maintenance and Operating Expenses	5029999000	38,600,000.00	(1,667,200.00)	36,932,800.00	28,600,000.00	(1,667,200.00)			26,932,800.00		2,249,888.44	9,234,617.02	5,864,520.73	17,349,026.19		1,950,182.35	9,534,323.11	5,864,520.73	17,349,026.19	10,000,000.00		9,583,773.81		
Other Maintenance and Operating Expenses	5029999099	38,600,000.00	(1,667,200.00)	36,932,800.00	28,600,000.00	(1,667,200.00)			26,932,800.00		2,249,888.44	9,234,617.02	5,864,520.73	17,349,026.19		1,950,182.35	9,534,323.11	5,864,520.73	17,349,026.19	10,000,000.00		9,583,773.81		
Capital Outlays		2,382,109,000.00	1,650,000.00	2,383,759,000.00	2,322,864,220.00	1,650,000.00			2,324,514,220.00		3,290,000.00	1,274,908,200.00	925,323,600.00	2,203,521,800.00		3,113,750.00	27,677,289.28	142,202,028.58	172,993,067.86	59,244,780.00	120,992,420.00	2,029,513,017.88	1,015,714.28	
Property, Plant and Equipment Outlay	5060400000	2,364,109,000.00	1,650,000.00	2,365,759,000.00	2,304,864,220.00	1,650,000.00			2,306,514,220.00		3,290,000.00	1,274,908,200.00	907,323,600.00	2,185,521,800.00		3,113,750.00	27,677,289.28	142,202,028.58	172,993,067.86	59,244,780.00	120,992,420.00	2,011,513,017.88	1,015,714.28	
Buildings and Other Structures	5060404000	20,000,000.00		20,000,000.00																20,000,000.00				
Buildings	5060404001	20,000,000.00		20,000,000.00																20,000,000.00				
Machinery and Equipment Outlay	5060405000	2,250,590,000.00	1,650,000.00	2,252,240,000.00	2,214,569,220.00	1,650,000.00			2,216,219,220.00	1,560,000.00	1,265,710,200.00	827,958,600.00	2,095,226,800.00		1,476,428.57	18,972,039.28	67,202,278.58		87,650,746.43	36,020,780.00	120,992,420.00	2,006,560,339.29	1,015,714.28	
Machinery	5060405001	847,500,000.00	1,650,000.00	849,150,000.00	847,500,000.00	1,650,000.00			849,150,000.00		127,500,000.00	721,650,000.00	849,150,000.00			15,883,200.00	47,226,404.65		62,909,604.65			785,224,681.07	1,015,714.28	
Office Equipment	5060405002	7,190,000.00		7,190,000.00					7,190,000.00	1,560,000.00	3,475,000.00	2,155,000.00	7,190,000.00		1,476,428.57	3,288,839.28	2,155,000.00		6,920,267.85			269,732.15		
Information and Communication Technology Equipment	5060405003	55,000,000.00		55,000,000.00	55,000,000.00				55,000,000.00			55,000,000.00	55,000,000.00				17,120,873.93		17,120,873.93			37,879,126.07		
Communication Equipment	5060405007	700,000.00		700,000.00	700,000.00				700,000.00			700,000.00	700,000.00				700,000.00		700,000.00			5,200,000.00		
Military, Police and Security Equipment	5060405010	5,200,000.00		5,200,000.00	5,200,000.00				5,200,000.00		1,200,000.00	4,000,000.00	5,200,000.00									36,020,780.00	120,992,420.00	1,177,986,800.00
Other Machinery and Equipment	5060405099	1,335,000,000.00		1,335,000,000.00	1,298,979,220.00				1,298,979,220.00		1,133,535,200.00	44,451,600.00	1,177,986,800.00										4,005,857.15	
Transportation Equipment Outlay	5060406000	78,000,000.00		78,000,000.00	74,776,000.00				74,776,000.00			74,776,000.00	74,776,000.00					70,770,142.85	70,770,142.85	3,224,000.00		4,005,857.15		
Other Transportation Equipment	5060406099	78,000,000.00		78,000,000.00	74,776,000.00				74,776,000.00			74,776,000.00	74,776,000.00					70,770,142.85	70,770,142.85	3,224,000.00		4,005,857.15		
Furniture, Fixtures and Books Outlay	5060407000	15,519,000.00		15,519,000.00	15,519,000.00				15,519,000.00	1,730,000.00	9,198,000.00	4,591,000.00	15,519,000.00		1,637,321.43	8,705,250.00	4,229,607.15		14,572,178.58			946,821.42		
Furniture and Fixtures	5060407001	15,519,000.00		15,519,000.00	15,519,000.00				15,519,000.00	1,730,000.00	9,198,000.00	4,591,000.00	15,519,000.00		1,637,321.43	8,705,250.00	4,229,607.15		14,572,178.58			946,821.42		
Intangible Assets Outlay	5060600000	18,000,000.00		18,000,000.00	18,000,000.00				18,000,000.00			18,000,000.00	18,000,000.00									18,000,000.00		
Computer Software	5060602000	18,000,000.00		18,000,000.00	18,000,000.00				18,000,000.00			18,000,000.00	18,000,000.00									18,000,000.00		
Computer Software	5060602000	18,000,000.00		18,000,000.00	18,000,000.00				18,000,000.00			18,000,000.00	18,000,000.00									18,000,000.00		
II. Automatic Appropriations																								
Retirement and Life Insurance Premiums	01104102	102,574,000.00		102,574,000.00	102,574,000.00				102,574,000.00	22,834,333.91	27,052,873.67	23,220,797.88	29,465,994.54	102,574,000.00	20,481,958.08	25,906,430.63	24,739,439.99	30,311,472.12		101,439,300.82			1,134,699.18	
Personnel Services		102,574,000.00		102,574,000.00	102,574,000.00				102,574,000.00	22,834,333.91	27,052,873.67	23,220,797.88	29,465,994.54	102,574,000.00	20,481,958.08	25,906,430.63	24,739,439.99	30,311,472.12		101,439,300.82			1,134,699.18	
Personnel Benefit Contributions	5010300000	102,574,000.00		102,574,000.00	102,574,000.00				102,574,000.00	22,834,333.91	27,052,873.67	23,220,797.88	29,465,994.54	102,574,000.00	20,481,958.08	25,906,430.63	24,739,439.99	30,311,472.12		101,439,300.82			1,134,699.18	
Retirement and Life Insurance Premiums	5010301000	102,574,000.00		102,574,000.00	102,574,000.00				102,574,000.00	22,834,333.91	27,052,873.67	23,220,797.88	29,465,994.54	102,574,000.00	20,481,958.08	25,906,430.63	24,739,439.99	30,311,472.12		101,439,300.82			1,134,699.18	
Retirement and Life Insurance Premiums	5010301000	102,574,000.00		102,574,000.00	102,574,000.00				102,574,000.00	22,834,333.91	27,052,873.67	23,220,797.88	29,465,994.54	102,574,000.00	20,481,958.08	25,906,430.63	24,739,439.99	30,311,472.12		101,439,300.82			1,134,699.18	
III. Special Purpose Fund																								
Pension and Gratuity Fund	01101407		55,089,425.00	55,089,425.00	55,089,425.00				55,089,425.00	7,031,384.59	18,209,463.80	19,869,564.94	2,157,932.46	47,268,345.79	6,501,674.70	19,280,434.85	19,373,649.43	2,112,586.81		47,268,345.79			7,821,079.21	
Personnel Services			55,089,425.00	55,089,425.00	55,089,425.00				55,089,425.00	7,031,384.59	18,209,463.80	19,869,564.94	2,157,932.46	47,268,345.79	6,501,674.70	19,280,434.85	19,373,649.43	2,112,586.81		47,268,345.79			7,821,079.21	
Other Personnel Benefits	5010400000		55,089,425.00	55,089,425.00	55,089,425.00				55,089,425.00	7,031,384.59	18,209,463.80	19,869,564.94	2,157,932.46	47,268,345.79	6,501,674.70	19,280,434.85	19,373,649.43	2,112,586.81		47,268,345.79			7,821,079.21	
Terminal Leave Benefits	5010403000		55,089,425.00	55,089,425.00	55,089,425.00				55,089,425.00	7,031,384.59	18,209,463.80	19,869,564.94	2,157,932.46	47,268,345.79	6,501,674.70	19,280,434.85	19,373,649.43	2,112,586.81		47,268,345.79			7,821,079.21	
Terminal Leave Benefits - Civilian	5010403001		55,089,425.00	55,089,425.00	55,089,425.00				55,089,425.00	7,031,384.59	18,209,463.80	19,869,564.94	2,157,932.46	47,268,345.79	6,501,674.70	19,280,434.85	19,373,649.43	2,112,586.81		47,268,345.79			7,821,079.21	
GRAND TOTAL																								
Grand Total		4,701,431,000.00	55,089,425.00	4,756,520,425.00	4,687,275,645.00				4,687,275,645.00	385,429,108.82	599,496,032.92	1,769,962,436.81	1,646,941,237.82	4,401,828,816.37	343,793,355.16	561,483,774.70	559,104,366.10	765,236,306.12	2,229,617,802.08	69,244,780.00	285,446,828.63	2,105,122,165.37	67,088,848.92	

Certified Correct:

KAREN SUSAN GO-ROFES
 Acting Chief, Budget Division
 Date: 08/Feb/2019

Certified Correct:

MARILOU A. CABIGON
 Officer-in-Charge, FMO
 Concurrent Chief Accountant


Recommended By:

 Director, FMS
 Date:

Approved By:

SUMMARY OF APPROPRIATIONS, ALLOTMENTS, OBLIGATIONS AND BALANCES BY OBJECT OF EXPENDITURES
 As of the Quarter Ending December 31, 2018

Department: Department of Finance (DOF)
 Agency: Bureau of Customs
 Operating Unit: Central Office
 Organization Code (UACS): 110020100000
 Fund Cluster: 03 - Special Account - Locally Funded



Particulars	UACS CODE	Appropriation			Allotments					Current Year Obligations					Current Year Disbursements					Balances																							
		Authorized Appropriation	Adjustments (Transfer (To)/From, Realignment)	Adjusted Appropriations	Allotments Received	Adjustments (Withdrawal, Realignment)	Transfer To	Transfer From	Adjusted Total Allotments	1st Quarter Ending March 31	2nd Quarter Ending June 30	3rd Quarter Ending Sept. 30	4th Quarter Ending Dec. 31	Total	1st Quarter Ending March 31	2nd Quarter Ending June 30	3rd Quarter Ending Sept. 30	4th Quarter Ending Dec. 31	Total	Unreleased Appropriations	Unobligated Allotment	Unpaid Obligations (15-20) = (23+24)																					
1	2	3	4	5=(3+4)	6	7	8	9	10=(6+(-7)+8+9)	11	12	13	14	15=(11+12+13+14)	16	17	18	19	20=(16+17+18+19)	21=(5-10)	22=(10-15)	23	24																				
II. Automatic Appropriations																																											
Non-Intrusive Container Inspection System Project Fund	03104339	297,428,000.00		297,428,000.00	297,428,000.00				297,428,000.00		294,532,987.80	80,000.00		294,612,987.80	147,236,706.70	73,618,145.10	73,617,145.10	294,471,996.90		2,815,012.20		140,990.90																					
Maintenance and Other Operating Expenses		297,428,000.00		297,428,000.00	297,428,000.00				297,428,000.00		294,532,987.80	80,000.00		294,612,987.80	147,236,706.70	73,618,145.10	73,617,145.10	294,471,996.90		2,815,012.20		140,990.90																					
Repairs and Maintenance	5021300000	297,428,000.00		297,428,000.00	297,428,000.00				297,428,000.00		294,532,987.80	80,000.00		294,612,987.80	147,236,706.70	73,618,145.10	73,617,145.10	294,471,996.90		2,815,012.20		140,990.90																					
Repairs and Maintenance - Machinery and Equipment	5021305000	297,428,000.00		297,428,000.00	297,428,000.00				297,428,000.00		294,532,987.80	80,000.00		294,612,987.80	147,236,706.70	73,618,145.10	73,617,145.10	294,471,996.90		2,815,012.20		140,990.90																					
Other Machinery and Equipment	5021305099	297,428,000.00		297,428,000.00	297,428,000.00				297,428,000.00		294,532,987.80	80,000.00		294,612,987.80	147,236,706.70	73,618,145.10	73,617,145.10	294,471,996.90		2,815,012.20		140,990.90																					
Super Green Lane Trust Fund	03104340	50,000,000.00		50,000,000.00	24,543,532.00				24,543,532.00		242,008.00	1,834,939.51	1,423,597.19	3,500,544.70			2,070,699.81	367,944.89	2,438,644.70	25,456,468.00	21,042,987.30	1,061,900.00																					
Maintenance and Other Operating Expenses		50,000,000.00	(1,500,000.00)	48,500,000.00	23,043,532.00				23,043,532.00		242,008.00	1,834,939.51	1,423,597.19	3,500,544.70			2,070,699.81	367,944.89	2,438,644.70	25,456,468.00	19,542,987.30	1,061,900.00																					
Training and Scholarship Expenses	5020200000	12,500,000.00	(691,000.00)	11,809,000.00	11,600,000.00				11,600,000.00			1,606,748.03	1,061,900.00	2,668,648.03			1,606,748.03		1,606,748.03	209,000.00	8,931,351.97	1,061,900.00																					
Training Expenses	5020201000	12,500,000.00	(691,000.00)	11,809,000.00	11,600,000.00				11,600,000.00			1,606,748.03	1,061,900.00	2,668,648.03			1,606,748.03		1,606,748.03	209,000.00	8,931,351.97	1,061,900.00																					
Training Expenses	5020201002	12,500,000.00	(691,000.00)	11,809,000.00	11,600,000.00				11,600,000.00			1,606,748.03	1,061,900.00	2,668,648.03			1,606,748.03		1,606,748.03	209,000.00	8,931,351.97	1,061,900.00																					
Supplies and Materials Expenses	5020300000	4,260,000.00	(469,000.00)	3,791,000.00	1,681,180.00				1,681,180.00			4,008.00		4,008.00			4,008.00		4,008.00	2,109,820.00	1,677,172.00																						
Office Supplies Expenses	5020301000	1,260,000.00		1,260,000.00	921,180.00				921,180.00			4,008.00		4,008.00			4,008.00		4,008.00	338,820.00	917,172.00																						
Office Supplies Expenses	5020301002	1,260,000.00		1,260,000.00	921,180.00				921,180.00			4,008.00		4,008.00			4,008.00		4,008.00	338,820.00	917,172.00																						
Semi-Expendable Machinery and Equipment Expenses	5020321000	1,500,000.00		1,500,000.00	760,000.00				760,000.00										740,000.00	760,000.00																							
Information and Communications Technology Equipment	5020321003	1,500,000.00		1,500,000.00	760,000.00				760,000.00										740,000.00	760,000.00																							
Semi-Expendable Furniture, Fixtures and Books Expenses	5020322000	1,500,000.00	(469,000.00)	1,031,000.00															1,031,000.00																								
Furniture and Fixtures	5020322001	1,500,000.00	(469,000.00)	1,031,000.00															1,031,000.00																								
Confidential, Intelligence and Extraordinary Expenses	5021000000	3,740,000.00		3,740,000.00	2,838,000.00				2,838,000.00		238,000.00		9,573.50	247,573.50			231,752.30	15,821.20	247,573.50	902,000.00	2,590,426.50																						
Extraordinary and Miscellaneous Expenses	5021003000	3,740,000.00		3,740,000.00	2,838,000.00				2,838,000.00		238,000.00		9,573.50	247,573.50			231,752.30	15,821.20	247,573.50	902,000.00	2,590,426.50																						
Extraordinary and Miscellaneous Expenses	5021003000	3,740,000.00		3,740,000.00	2,838,000.00				2,838,000.00		238,000.00		9,573.50	247,573.50			231,752.30	15,821.20	247,573.50	902,000.00	2,590,426.50																						
Professional Services	5021100000	4,500,000.00		4,500,000.00	3,824,352.00				3,824,352.00			228,191.48	352,123.69	580,315.17			228,191.48	352,123.69	580,315.17	675,648.00	3,244,036.83																						
Other Professional Services	5021199000	4,500,000.00		4,500,000.00	3,824,352.00				3,824,352.00			228,191.48	352,123.69	580,315.17			228,191.48	352,123.69	580,315.17	675,648.00	3,244,036.83																						
Other Professional Services	5021199000	4,500,000.00		4,500,000.00	3,824,352.00				3,824,352.00			228,191.48	352,123.69	580,315.17			228,191.48	352,123.69	580,315.17	675,648.00	3,244,036.83																						
Repairs and Maintenance	5021300000	25,000,000.00	(340,000.00)	24,660,000.00	3,100,000.00				3,100,000.00										21,560,000.00	3,100,000.00																							
Repairs and Maintenance - Buildings and Other Structures	5021304000	2,500,000.00	600,000.00	3,100,000.00	3,100,000.00				3,100,000.00												3,100,000.00																						
Buildings	5021304001	2,500,000.00	600,000.00	3,100,000.00	3,100,000.00				3,100,000.00												3,100,000.00																						
Repairs and Maintenance - Machinery and Equipment	5021305000	22,000,000.00	(940,000.00)	21,060,000.00																21,060,000.00																							
Information and Communication Technology Equipment	5021305003	22,000,000.00	(940,000.00)	21,060,000.00																21,060,000.00																							
Repairs and Maintenance - Furniture and Fixtures	5021307000	500,000.00		500,000.00																500,000.00																							
Repairs and Maintenance - Furniture and Fixtures	5021307000	500,000.00		500,000.00																500,000.00																							
Capital Outlays			1,500,000.00	1,500,000.00	1,500,000.00				1,500,000.00												1,500,000.00																						

Particulars	UACS CODE	Appropriation			Allotments					Current Year Obligations					Current Year Disbursements					Balances			
		Authorized Appropriation	Adjustments (Transfer To/From, Realignment)	Adjusted Appropriations	Allotments Received	Adjustments (Withdrawal, Realignment)	Transfer To	Transfer From	Adjusted Total Allotments	1st Quarter	2nd Quarter	3rd Quarter	4th Quarter	Total	1st Quarter	2nd Quarter	3rd Quarter	4th Quarter	Total	Unreleased Appropriations	Unobligated Allotment	Unpaid Obligations (15-20) = (23+24)	
										Ending March 31	Ending June 30	Ending Sept. 30	Ending Dec. 31		Ending March 31	Ending June 30	Ending Sept. 30	Ending Dec. 31				Due and Demandable	Not Yet Due and Demandable
Property, Plant and Equipment Outlay	5060400000		1,500,000.00	1,500,000.00	1,500,000.00			1,500,000.00															
Machinery and Equipment Outlay	5060405000		340,000.00	340,000.00	340,000.00			340,000.00															
Office Equipment	5060405002		340,000.00	340,000.00	340,000.00			340,000.00															
Furniture, Fixtures and Books Outlay	5060407000		1,160,000.00	1,160,000.00	1,160,000.00			1,160,000.00															
Furniture and Fixtures	5060407001		469,000.00	469,000.00	469,000.00			469,000.00															
Books	5060407002		691,000.00	691,000.00	691,000.00			691,000.00															
GRAND TOTAL																							
Grand Total		347,428,000.00		347,428,000.00	321,971,532.00			321,971,532.00	294,774,995.80	1,914,939.51	1,423,597.19	298,113,532.50	147,236,706.70	75,688,844.91	73,985,089.99	296,910,641.60	25,456,468.00	23,857,999.50	1,061,900.00	140,990.90			

Certified Correct:

Certified Correct:

Recommended By:

Approved By:

KAREN SUSAN GO-ROFES
Acting Chief, Budget Division

MARILOU A. CABIGON
Officer-in-Charge, F M O
Concurrent Chief Accountant

Director, FMS

REY LEONARDO B GUERRERO
Commissioner

Date: 08/Feb/2019

Date:

Date:

This report was generated using the Unified Reporting System on 11/02/2019 14:23