



Republic of the Philippines
BUREAU OF CUSTOMS
Sub-port of Mariveles
Collection District XVIA
Bataan



Sub-port of Mariveles
Collection District XVIA
Bataan

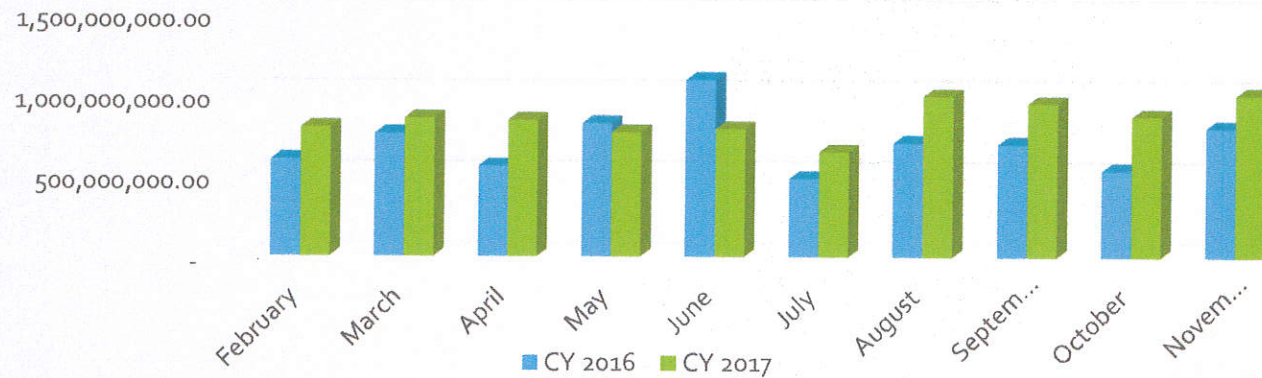
REVENUE COLLECTION PERFORMANCE (In Billion Peso)
as of January 1 to November, 2017

PERIOD	ASSIGNED TARGET	CASH COLLECTION	DIFFERENCE (Target - Cash Collection)	DEVIATION
Jan – Nov (2017)	11.482	9.530	-1.952	-17.00%
Jan – Nov (2016)	7.746	8.052	-0.306	-3.95%
Total:	3.736	1.478	-1.646	-13.05



COMPARATIVE REPORT – TARGET COLLECTION

January to November (2016 vs 2017)

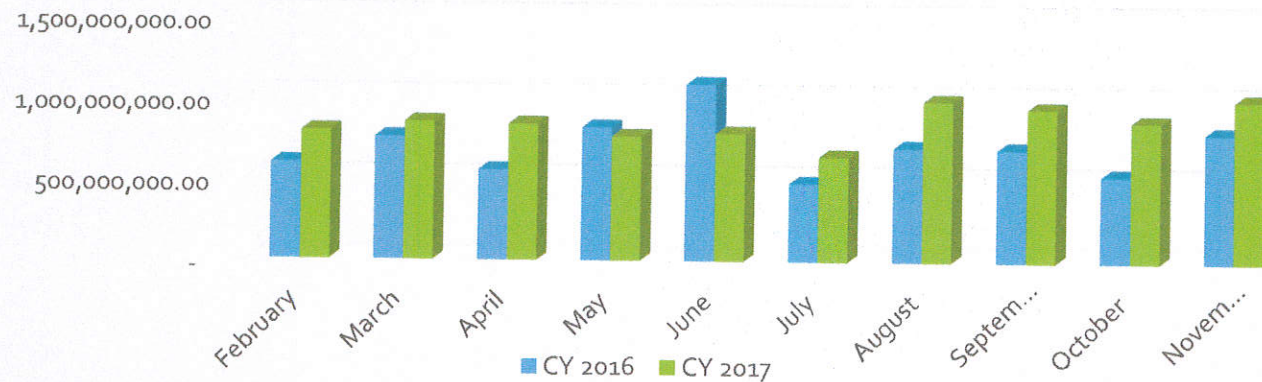


Month	CY 2016	CY 2017	Deviation	
			Difference	Percent (%)
January	1,045,149,239.88	923,245,200.00	(121,904,039.88)	(11.66)
February	839,598,686.88	857,412,400.00	17,813,713.12	2.12
March	1,105,078,732.23	950,880,800.00	(154,197,932.23)	(13.95)
April	1,156,526,869.00	945,399,600.00	(211,127,269.00)	(18.26)
May	1,236,718,318.23	991,416,000.00	(245,302,318.23)	(19.83)
June	1,086,587,467.23	1,007,081,200.00	(79,506,267.23)	(7.32)
July	1,084,352,572.00	1,014,879,600.00	(69,472,972.00)	(6.41)
August	1,113,084,496.23	1,006,363,600.00	(106,720,896.23)	(9.59)
September	775,350,000.00	1,155,200,000.00	379,850,000.00	48.99
October	810,630,000.00	1,315,520,000.00	504,890,000.00	62.28
November	765,180,000.00	1,315,520,000.00	550,340,000.00	71.92
December	760,080,000.00	1,315,520,000.00	555,440,000.00	73.08
	11,778,336,381.68	12,798,438,400.00	1,020,102,018.32	8.66



COMPARATIVE REPORT – TOTAL CASH COLLECTION

January to November (2016 vs 2017)

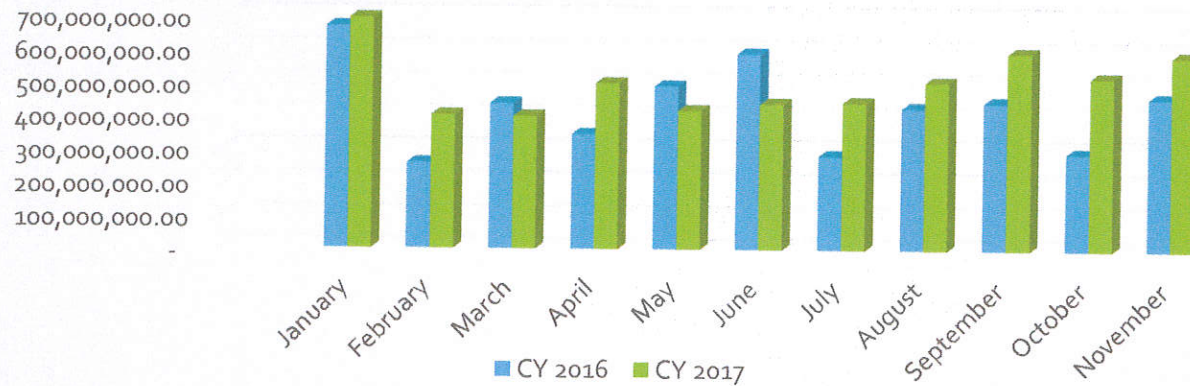


Month	CY 2016	CY 2017	Deviation	
			Difference	Percent (%)
January	1,053,007,537.00	1,066,798,210.00	13,790,673.00	1.31
February	592,640,380.00	791,489,907.00	198,849,527.00	33.55
March	753,399,589.00	848,480,052.00	95,080,463.00	12.62
April	553,526,070.00	836,734,525.00	283,208,455.00	51.16
May	816,419,868.00	762,934,859.00	(53,485,009.00)	(6.55)
June	1,087,291,927.00	783,851,522.00	(303,440,405.00)	(27.91)
July	479,450,427.00	643,937,166.00	164,486,739.00	34.31
August	699,562,401.00	989,535,130.00	289,972,729.00	41.45
September	692,853,786.00	944,700,359.00	251,846,573.00	36.35
October	530,668,370.00	863,979,593.00	333,311,223.00	62.81
November	793,699,250.00	997,859,665.00	204,160,415.00	25.72
	8,052,519,605.00	9,530,300,988.00	1,477,781,383.00	18.35



COMPARATIVE REPORT – CASH COLLECTION (Petroleum Products)

January to November (2016 vs 2017)

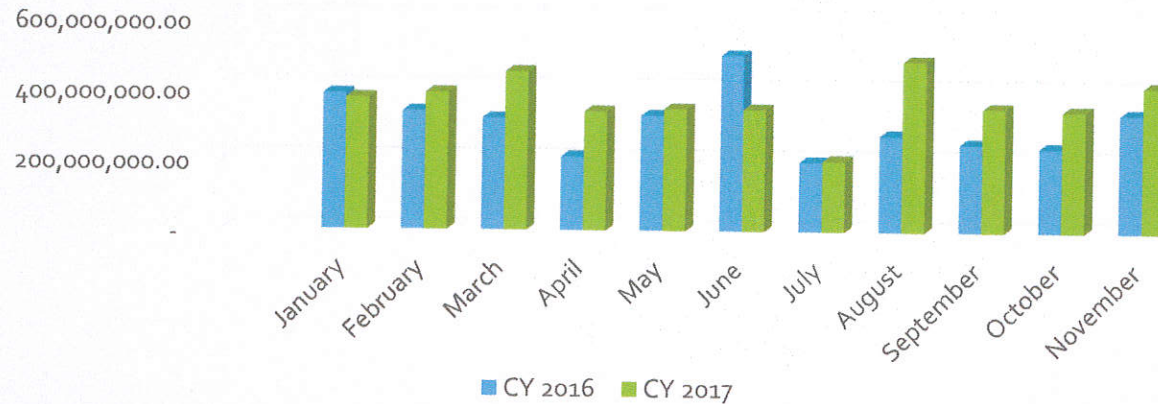


Month	CY 2016	CY 2017	Deviation	
			Difference	Percent (%)
January	668,694,111.00	694,008,604.00	25,314,493.00	3.79
February	257,864,303.00	403,290,932.00	145,426,629.00	56.40
March	437,947,436.00	400,054,074.00	(37,893,362.00)	(8.65)
April	345,607,726.00	500,139,870.00	154,532,144.00	44.71
May	491,597,877.00	418,562,898.00	(73,034,979.00)	(14.86)
June	590,056,096.00	439,873,004.00	(150,183,092.00)	(25.45)
July	283,500,523.00	444,354,886.00	160,854,363.00	56.74
August	427,682,694.00	505,884,086.00	78,201,392.00	18.28
September	444,858,952.00	594,459,608.00	149,600,656.00	33.63
October	292,529,134.00	521,265,626.00	228,736,492.00	78.19
November	459,005,925.00	585,693,346.00	126,687,421.00	27.60
	4,699,344,777.00	5,507,586,934.00	808,242,157.00	17.20



COMPARATIVE REPORT – CASH COLLECTION (NON-Petroleum Products)

January to November (2016 vs 2017)

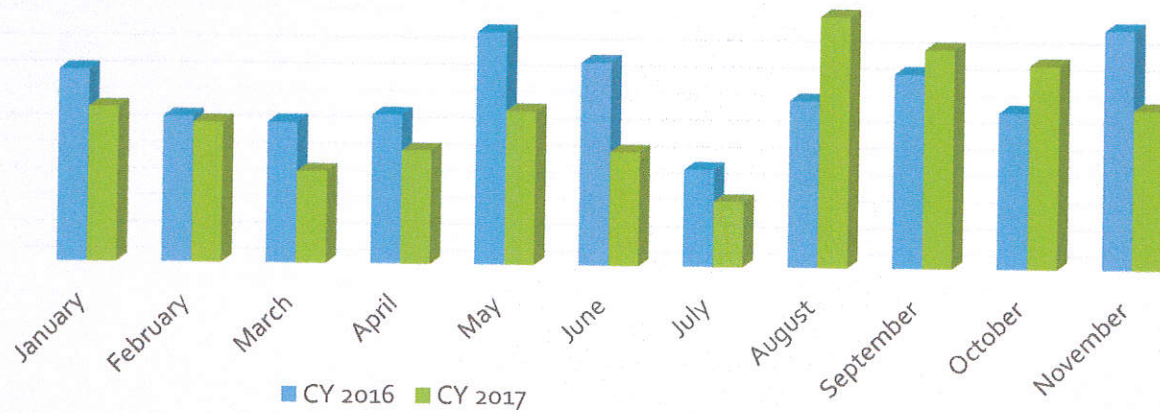


Month	CY 2016	CY 2017	Deviation	
			Difference	Percent (%)
January	384,313,426.00	372,789,606.00	(11,523,820.00)	(3.00)
February	334,776,077.00	388,198,975.00	53,422,898.00	15.96
March	315,452,153.00	448,425,978.00	132,973,825.00	42.15
April	207,918,344.00	336,594,655.00	128,676,311.00	61.89
May	324,821,991.00	344,371,961.00	19,549,970.00	6.02
June	497,235,831.00	343,978,518.00	(153,257,313.00)	(30.82)
July	195,949,904.00	199,582,280.00	3,632,376.00	1.85
August	271,879,707.00	483,651,044.00	211,771,337.00	77.89
September	247,994,834.00	350,240,751.00	102,245,917.00	41.23
October	238,139,236.00	342,713,967.00	104,574,731.00	43.91
November	334,693,326.00	412,166,319.00	77,472,993.00	23.15
	3,353,174,829.00	4,022,714,054.00	669,539,225.00	19.97



COMPARATIVE REPORT – TOTAL IMPORT VOLUME January to November (2016 vs 2017)

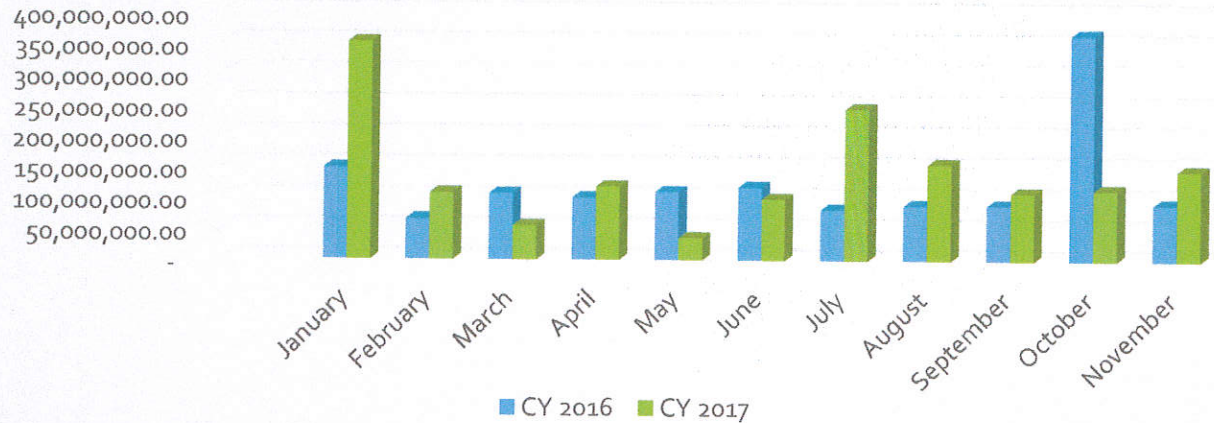
1,000,000,000.00
900,000,000.00
800,000,000.00
700,000,000.00
600,000,000.00
500,000,000.00
400,000,000.00
300,000,000.00
200,000,000.00
100,000,000.00



Month	CY 2016	CY 2017	Deviation	
			Difference	Percent (%)
January	720,786,116.00	581,039,205.00	(139,746,911.00)	(19.39)
February	546,919,656.00	525,810,307.00	(21,109,349.00)	(3.86)
March	529,031,732.00	345,322,713.00	(183,709,019.00)	(34.73)
April	558,570,710.00	425,503,236.00	(133,067,474.00)	(23.82)
May	872,313,949.00	577,110,298.00	(295,203,651.00)	(33.84)
June	761,804,508.00	427,589,013.00	(334,215,495.00)	(43.87)
July	364,360,418.00	245,061,833.00	(119,298,585.00)	(32.74)
August	626,016,924.00	942,667,281.00	316,650,357.00	50.58
September	729,924,239.00	822,554,907.00	92,630,668.00	12.69
October	587,236,755.00	764,918,739.00	177,681,984.00	30.26
November	898,518,297.00	600,295,656.00	(298,222,641.00)	(33.19)
	7,195,483,304.00	6,257,873,188.00	(937,610,116.00)	(13.03)



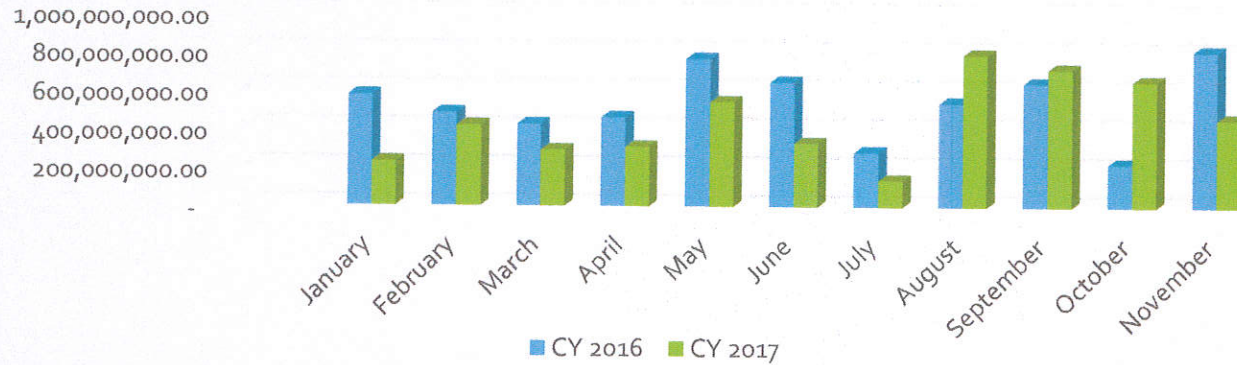
COMPARATIVE REPORT – IMPORT VOLUME (Petroleum Products) January to November (2016 vs 2017)



Month	CY 2016	CY 2017	Deviation	
			Difference	Percent (%)
January	147,834,141.00	352,146,246.00	204,312,105.00	138.20
February	65,629,959.00	107,958,537.00	42,328,578.00	64.50
March	106,736,403.00	55,410,549.00	(51,325,854.00)	(48.09)
April	100,336,248.00	118,532,163.00	18,195,915.00	18.13
May	109,708,371.00	35,796,040.00	(73,912,331.00)	(67.37)
June	117,711,854.00	99,255,005.00	(18,456,849.00)	(15.68)
July	82,213,093.00	245,061,833.00	162,848,740.00	198.08
August	89,099,706.00	155,659,183.00	66,559,477.00	74.70
September	89,403,420.80	109,398,931.00	19,995,510.20	22.37
October	365,311,322.00	114,433,178.00	(250,878,144.00)	(68.68)
November	91,164,734.00	145,495,832.00	54,331,098.00	59.60
	1,365,149,251.80	1,539,147,497.00	173,998,245.20	12.75



COMPARATIVE REPORT – IMPORT VOLUME (NON-Petroleum Products) January to November (2016 vs 2017)



Month	CY 2016	CY 2017	Deviation	
			Difference	Percent (%)
January	572,951,975.00	228,892,959.00	(344,059,016.00)	(60.05)
February	481,289,697.00	417,851,770.00	(63,437,927.00)	(13.18)
March	422,295,329.00	289,912,164.00	(132,383,165.00)	(31.35)
April	458,234,462.00	306,971,073.00	(151,263,389.00)	(33.01)
May	762,605,578.00	541,314,258.00	(221,291,320.00)	(29.02)
June	644,092,654.00	328,334,008.00	(315,758,646.00)	(49.02)
July	282,147,325.00	138,046,465.00	(144,100,860.00)	(51.07)
August	536,917,218.00	787,008,098.00	250,090,880.00	46.58
September	640,520,818.20	713,155,976.00	72,635,157.80	11.34
October	221,925,433.00	650,485,561.00	428,560,128.00	193.11
November	807,353,563.00	454,799,824.00	(352,553,739.00)	(43.67)
	5,830,334,052.20	4,856,772,156.00	(973,561,896.20)	(16.70)

Consignee					Amount	reg. #	Borker	
1	Eagle Cement Corp.	C	474		5,188,844.00	HLS0001-17	Yellow	juluis imperio
2	Unioil Petroleum Phils.	C	482	L 520	14,434,735.00	TTO0002-17	RED	imee/kim
3	Filloil Logistic	C	487	L 516	43,971,227.00	ILT0001-17	RED	juluis imperio
4	Filloil Logistic	C	488	L 515	41,652,995.00	ILT0001-17	RED	juluis imperio
5	Unioil Petroleum Phils.	C	489	L 521	89,191,078.00	KTD0001-17	RED	imee/kim
6	Unioil Petroleum Phils.	C	490	L 522	165,320,865.00	KTD0001-17	RED	imee/kim
7	Republic Cement	C	491	L 525	7,926,994.00	BEG0001-17	Yellow	grame
					367,686,738.00			

Actual Collection	623,914,430.00
collectables	<u>367,686,738.00</u>
total:	991,601,168.00

Target	Actual (Including Collectables)
1,315,520,000.00	991,601,168.00

MONTHLY CONSUMPTION ENTRIES REPORT (OCTOBER 2017)

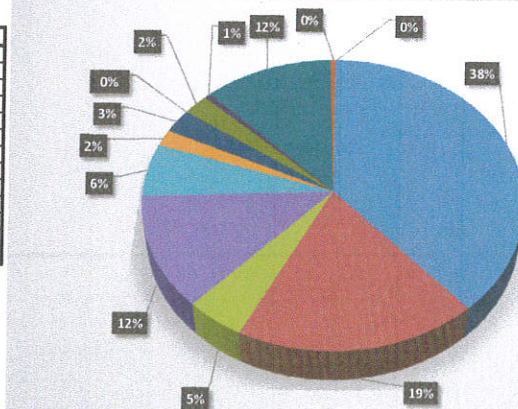
No	ENTRY	VESSEL NAME	REGISTRY NO.	DATE OF LODGEMENT	TERMS OF DELIVERY	COLOR AUDITING	CONSIGNEE/SHIPPER	COMMODITY	COUNTRY OF ORIGIN	VOLUME (KGS)	ASSESSMENT BREAKDOWN				
											CUD	VAT	EXC	IPF	TOTAL
1	C415	MV YM ENDEAVOUR	NDN0023-17	10/1/2017	FOB	YELLOW	GNPOWER MARIVELES COAL PLANT LTD.	INDONESIAN STEAM COAL	INDONESIA	79,300,000.00	AFTA	26,154,311.00	793,000.00	1,265.00	26,948,576.00
2	C416	MT PENYUAN	PRK0001-17	10/2/2017	CFR	YELLOW	DAVAO BAY COCONUT OIL MILLS INC.	RBD PALM OLEIN	INDONESIA	999,941.00		4,489,256.00		1,265.00	4,490,521.00
3	C417	MT PENYUAN	PRK0001-17	10/2/2017	CFR	YELLOW	DAVAO BAY COCONUT OIL MILLS INC.	RBD PALM OLEIN	INDONESIA	129,888.00	AFTA	5,611,209.00		1,265.00	5,612,474.00
4	C418	MV SPRING HONOR	CHU0004-17	10/3/2017	FOB	YELLOW	GNPOWER MARIVELES COAL PLANT LTD.	REPAIRED LP ROTOR (BRAND NEW BLADES INSTALLED AFTER REFURBISHMENT)	CHINA	60,000.00		6,546,217.00		1,265.00	15,661,219.00
5	C419	LPG/C DIAMOND CORAL 43	TLC0026-17	10/4/2017	CIF	YELLOW	PHILIPPINE RESINS INDUSTRIES INC.	LP ROTOR BLADES	CHINA	9,382.00		9,113,737.00			
6	C420	MT TORM MARY	TOA0004-17	10/5/2017	CIF	YELLOW	JETTIE PETROLEUM INC.	VINYL CHLORIDE MONOMER	KOREA	3,003,503.00		13,375,198.00		1,265.00	13,376,463.00
7	C421	LPG/C TOYOSU MARU	NKN0002-17	10/6/2017	DES	YELLOW	LIQUIGAZ PHILIPPINES CORP.	GASOIL 50PPM	CHINA	6,795,145.00		21,476,249.00		1,265.00	21,477,514.00
8	C422	MV SANTA GRACIELA	NDN0024-17	10/6/2017	FOB	YELLOW	GNPOWER MARIVELES COAL PLANT LTD.	FULLY REF. PROPANE	QATAR	3,600,000.00		13,378,349.00		1,265.00	44,780,456.00
9	C423	MT TORM MARY	TAO0005-17	10/6/2017	CIF	RED	UNIOIL PETROLEUM PHILIPPINES INC.	FULLY REF. BUTANE	QATAR	8,400,000.00		31,400,842.00			
10	C424	MV MANDARIN NOBLE	MNF0001-17	10/6/2017	FOB	YELLOW	LA FILIPINA UY GONGCO CORP.	INDONESIAN STEAM COAL	INDONESIA	79,288,000.00	AFTA	28,400,076.00	792,880.00	1,265.00	27,194,221.00
11	C425	TB MACALLAN 16 - BG CERTAN	TBD0013-17	10/9/2017	CIF	YELLOW	EAGLE CEMENT CORP.	GASOIL	CHINA	21,503,325.00		70,936,332.00		1,265.00	70,937,597.00
12	C426	MV SEA HONOR	ZHM0035-17	10/11/2017	CIF	BLUE	HOLCIM PHILIPPINES INC.	SOLVENT EXTRACTED TOASTED SOYBEANMEAL	UNITED STATES	20,530,454.00				1,265.00	1,265.00
13	C427	MV ARRILAH-1	ZHM0037-17	10/11/2017	CFR	BLUE	HOLCIM PHILIPPINES INC.	BENGKULU LVM COAL	INDONESIA	10,401,124.00		4,679,284.00	104,011.00	1,265.00	4,784,560.00
14	C428	MT TORM ANABEL	TOA0006-17	10/11/2017	CIF	YELLOW	FILIOI LOGISTIC CORPORATION	BLENDED CEMENT	VIETNAM	8,008,000.00		3,604,836.00		1,265.00	3,608,101.00
15	C429	MV PAN QUEEN	ZHM0036-17	10/12/2017	FOB	GREEN	REPUBLIC CEMENT & BUILDING MATERIALS	INDONESIAN STEAM COAL	INDONESIA	15,000,000.00	AFTA	10,734,385.00	150,000.00	3,765.00	10,888,150.00
16	C430	MV EASTERN OPAL	AMF0007-17	10/13/2017	CFR	RED	UNIVERSAL HARVESTER INC.	GASOIL 50PPM	CHINA	13,210,728.00		37,031,432.00		1,265.00	37,032,697.00
17	C431	MV PHC BONANZA	PHL0001-17	10/13/2017	CFR	YELLOW	UNIVERSAL HARVESTER INC.	CLINKER	VIETNAM	43,968,000.00		10,608,140.00		1,265.00	10,609,265.00
18	C432	MT TRITON	NDN0025-17	10/10/2017	FOB	GREEN	GNPOWER MARIVELES COAL PLANT LTD.	NP COMPOUND FERTILIZER 16 20 0	CHINA	2,684,000.00	ACFTA			1,265.00	126.00
19	C433	MT ZHONGJING NO.2	CIS0002-17	10/16/2017	CIF	RED	JETTIE PETROLEUM INC.	GRANULAT UREA	MALAYSIA	6,048,520.00	AFTA			1,265.00	126.00
20	C434	MT ZHONGJING NO.2	CIS0002-17	10/16/2017	CIF	RED	JETTIE PETROLEUM INC.	INDONESIAN STEAM COAL	INDONESIA	72,040,000.00	AFTA		23,827,107.00	1,265.00	24,548,772.00
21	C435	MT ZHONGJING NO.2	ZIS001-17	10/18/2017	CIF	RED	UNIOIL PETROLEUM PHILIPPINES INC.	GASOLINE 90RON	KOREA	3,511,839.00		15,042,065.00	20,782,007.00	1,265.00	35,825,337.00
22	C436	MT ZHONGJING NO.2	ZIS001-17	10/18/2017	CIF	RED	UNIOIL PETROLEUM PHILIPPINES INC.	GASOLINE 87RON	KOREA	5,918,582.00		25,554,577.00	35,588,420.00	1,265.00	61,144,262.00
23	C437	MT XUAN NING	SHH0001-17	10/20/2017	CIF	RED	JETTIE PETROLEUM INC.	MOGAS 88RON	KOREA	13,140,338.00		58,150,106.00	77,779,927.00	1,265.00	135,931,298.00
24	C438	LPG/C LUCINA PROVIDENCE	SYU0003-17	10/21/2017	DES	YELLOW	LIQUIGAZ PHILIPPINES CORP.	MOGAS 88RON	KOREA	9,537,292.00		43,048,688.00	55,639,810.00	1,265.00	98,689,763.00
25	C439	MT MORNING BREEZE	TLC0027-17	10/23/2017	CIF	YELLOW	PHILIPPINE RESINS INDUSTRIES INC.	GASOIL 50PPM	CHINA	10,015,929.00		32,082,931.00		1,265.00	32,084,196.00
26	C440	MT VL 10	MAP0007-17	10/23/2017	CFR	YELLOW	DAVAO BAY COCONUT OIL MILLS INC.	FULLY REF. PROPANE	UNITED STATES	6,600,000.00		20,459,686.00		1,265.00	34,251,268.00
27	C441	MT VL 10	MAP0007-17	10/23/2017	CFR	YELLOW	DAVAO BAY COCONUT OIL MILLS INC.	FULLY REF. BUTANE	UNITED STATES	4,400,000.00		13,790,315.00			
28	C442	MT VL PENYUAN	PRK0001-17	10/25/2017	CFR	YELLOW	DAVAO BAY COCONUT OIL MILLS INC.	VINYL CHLORIDE MONOMER	TAIWAN, POC	3,501,077.00		16,482,773.00		1,265.00	16,484,038.00
29	C443	MT KM VANCOUVER	ZHM0038-17	10/26/2017	FOB	YELLOW	REPUBLIC CEMENT & BUILDING MATERIALS	RBD PALM OLEIN	INDONESIA	1,467,953.00		6,389,421.00		1,265.00	6,390,686.00
30	C444	MV BRATTINGSBORG	ONH0001-17	10/26/2017	FOB	YELLOW	AZHIVE CORP.	RBD PALM OLEIN	INDONESIA	531,935.00		2,315,766.00		1,265.00	2,317,051.00
31	C445	LPG/C MORNING GLORY	TLC0029-17	10/26/2017	CIF	YELLOW	PHILIPPINE RESINS INDUSTRIES INC.	RBD PALM OLEIN	INDONESIA	499,875.00				1,265.00	1,265.00
32	C446	MV MILESTONE	UVH0008-17	10/30/2017	CFR	YELLOW	UNIVERSAL HARVESTER INC.	INDONESIAN STEAM COAL	INDONESIA	43,998,000.00		10,647,484.00		1,265.00	10,648,749.00
33	C447	MV MILESTONE	UVH0008-17	10/30/2017	CFR	YELLOW	UNIVERSAL HARVESTER INC.	CEMENT CLINKER	INDONESIA	11,300,000.00		3,381,060.00	513,293.00	1,265.00	10,648,749.00
34	C448	LPG/C LUCINA PROVIDENCE	SYU0004-17	10/30/2017	DES	YELLOW	LIQUIGAZ PHILIPPINES CORP.	VINYL CHLORIDE MONOMER	TAIWAN, POC	3,502,912.00		16,860,585.00		1,265.00	3,875,648.00
									INDONESIA	2,970,000.00	AFTA			1,265.00	16,881,850.00
									INDONESIA	2,337,500.00	AFTA			1,265.00	1,265.00
									UNITED STATES	3,200,000.00		9,966,813.00		1,265.00	1,265.00
									UNITED STATES	3,900,000.00		10,380,097.00		1,265.00	20,348,175.00
										524,741,222.00					619,537,846.00

Importation per Consignee

Company	No. of Entries	Volume	Amount	%
1 Unioil Petroleum Phils.	3	44,180,955.00	305,558,658.00	38.36
2 Jetti Petroleum Inc.	4	26,241,495.00	150,531,309.00	18.90
3 Filioi Logistic Corp.	1	13,210,728.00	37,032,697.00	4.65
4 Liquigaz Phils. Corp.	3	21,100,000.00	99,379,899.00	12.48
5 Philippine Resins Industries Inc.	3	10,007,492.00	46,542,351.00	5.84
6 Holcim Philippines Inc.	2	23,008,000.00	14,496,251.00	1.82
7 Republic Cement & Building Materials	2	87,996,000.00	21,258,154.00	2.67
8 Universal Harvester Inc.	4	14,040,020.00	2,782.00	0.00
9 Davao Bay Coconut Mills Inc.	5	3,629,592.00	18,811,997.00	2.36
10 Eagle Cement Corp.	1	10,401,124.00	4,784,560.00	0.60
11 GN Power Mariveles Coal Plant Ltd.	4	230,688,000.00	94,352,788.00	11.84
12 Azhive Corp.	1	11,300,000.00	3,875,648.00	0.49
13 La Filipina Uy Gongco Corp.	1	20,530,454.00	1,265.00	0.00
	34	516,331,660.00	796,628,359.00	

Importation for the Month of October	Volume	Amount
Petroleum Products	104,733,178.00	592,502,563.00
Non-Petro Products	411,598,682.00	204,125,796.00
		83,633,178.00

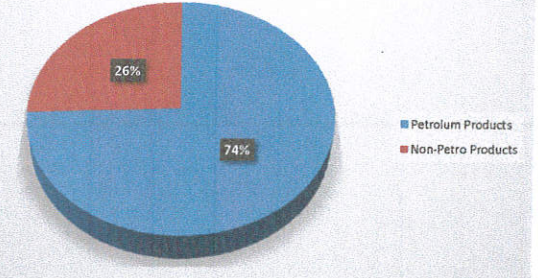
Percentage of All Importation of Commodities for the Month of October



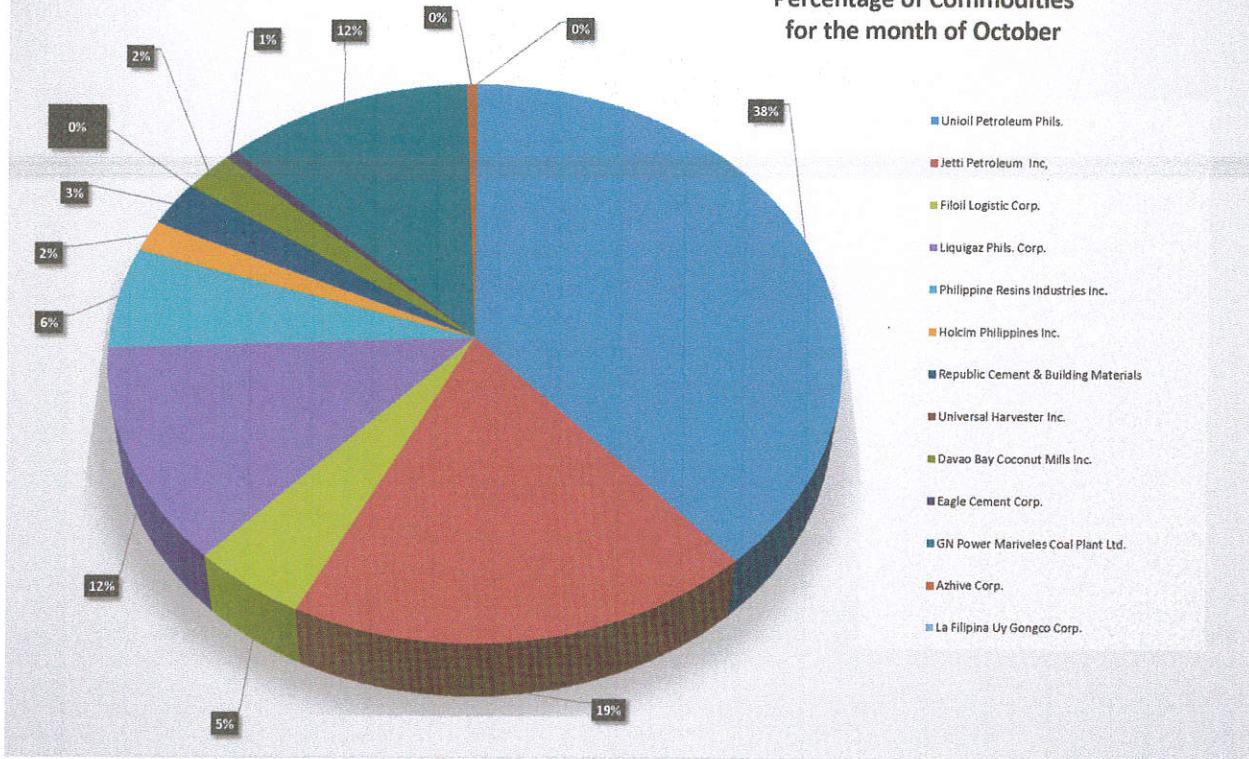
Percentage of Commodities for the month of October

- Unioil Petroleum Phils.
- Jetti Petroleum Inc.
- Filioi Logistic Corp.
- Liquigaz Phils. Corp.
- Philippine Resins Industries Inc.
- Holcim Philippines Inc.
- Republic Cement & Building Materials
- Universal Harvester Inc.
- Davao Bay Coconut Mills Inc.
- Eagle Cement Corp.
- GN Power Mariveles Coal Plant Ltd.
- Azhive Corp.
- La Filipina Uy Gongco Corp.

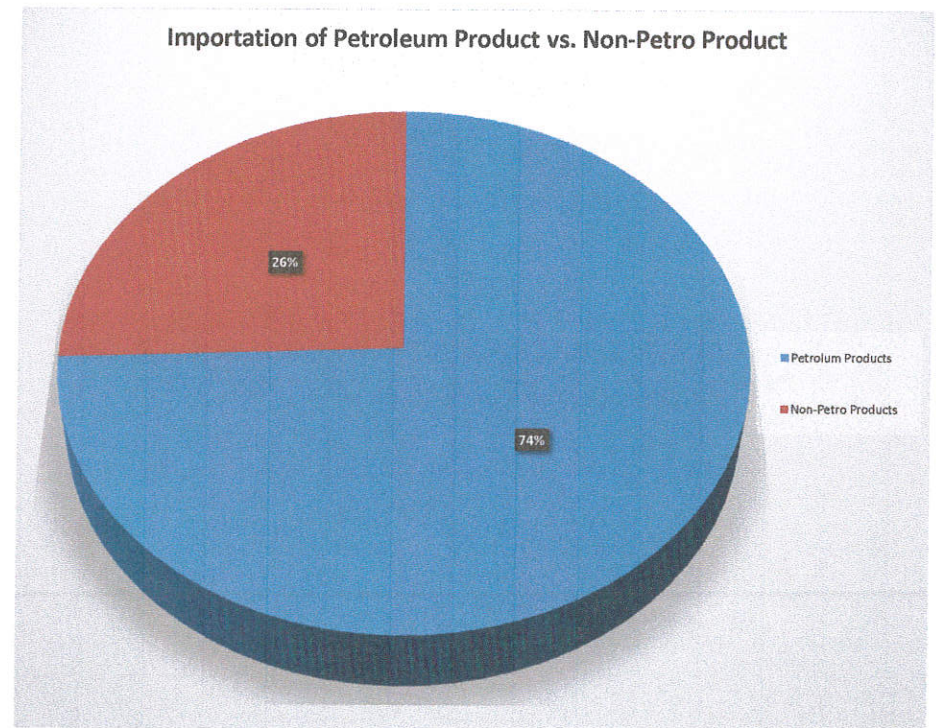
Importation of Petroleum Product vs. Non-Petro Product



Percentage of Commodities for the month of October



Importation of Petroleum Product vs. Non-Petro Product

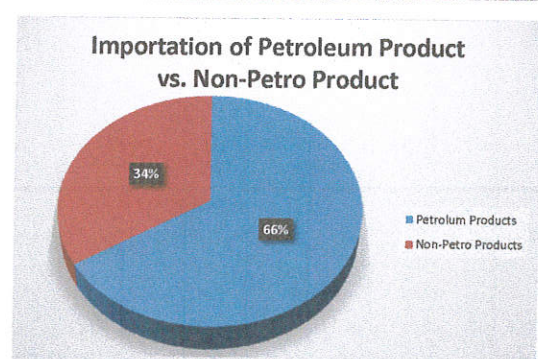
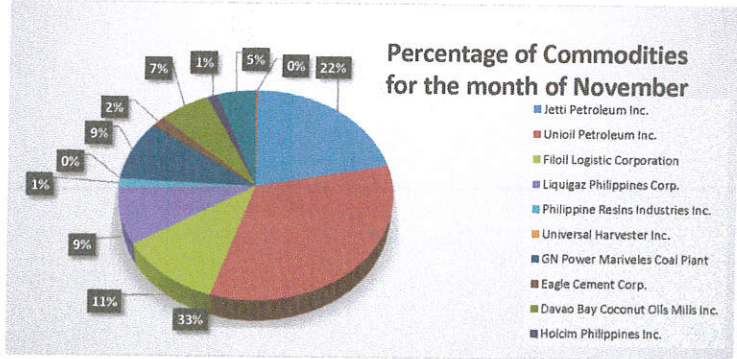


MONTHLY CONSUMPTION ENTRIES REPORT (NOVEMBER 2017)

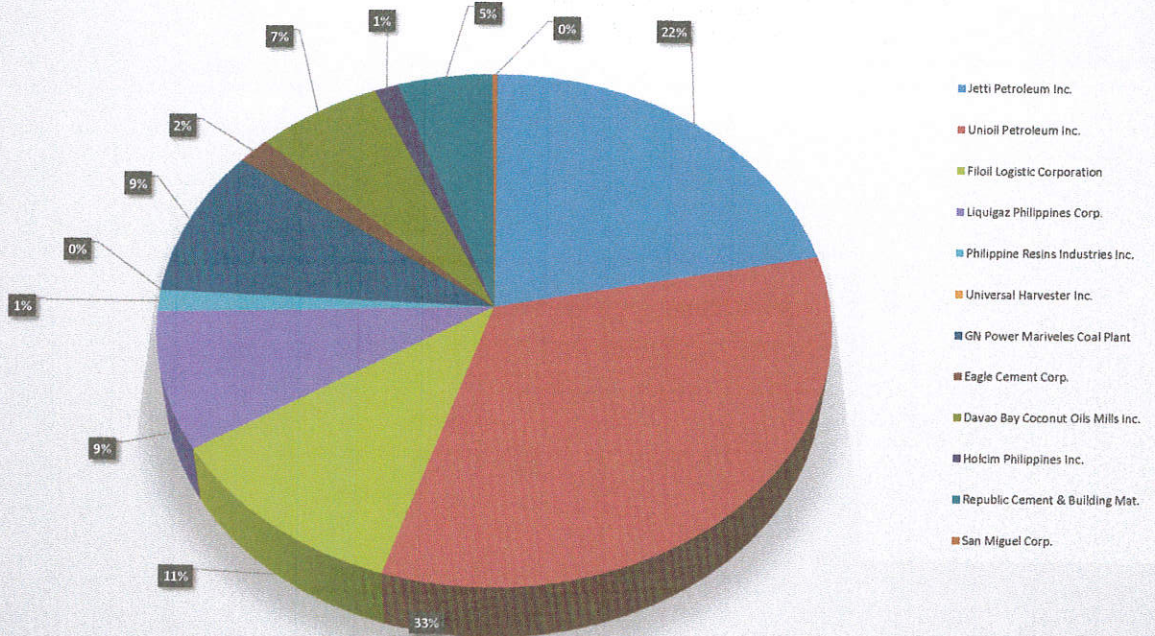
No	ENTRY	VESSEL NAME	REGISTRY NO.	DATE OF LODGEMENT	TERMS OF DELIVERY	COLOR AUDITING	CONSIGNEE/SHIPPER	COMMODITY	COUNTRY OF ORIGIN	VOLUME (KGS)	ASSESSMENT BREAKDOWN				
											CUD	VAT	EXC	IPF	TOTAL
1	C449	MV MILESTONE	UVH0006-17	11/2/2017	CFR	YELLOW	UNIVERSAL HARVESTER INC.	PRILLED UREA	INDONESIA	1,255,286.00	AFTA				1,265.00
2	C450	MV YM ENDEAVOR	NDN0026-17	11/2/2017	FOB	YELLOW	GNPOWER MARIVELES COAL PLANT	INDONESIAN STEAM COAL	INDONESIA	80,108,000.00	AFTA	26,936,522.00	801,080.00	1,265.00	27,738,867.00
3	C451	MV CRIMSON KNIGHT	MDY0001-17	11/2/2017	CFR	YELLOW	SAN MIGUEL FOODS INC.	ARGENTINE SOYBEANMEAL	UNITED STATES	15,600,000.00				1,265.00	1,265.00
4	C452	MV ORIENTAL MARINE	TLC0028-17	11/6/2017	CIF	YELLOW	PHILIPPINE RESINS INDUSTRIES INC.	VINYL CHLORIDE MONOMER	JAPAN	3,004,108.00		12,020,508.00		1,265.00	12,021,773.00
5	C453	LPG/C LOTUS GAS	IBO0001-17	11/6/2017	DES	YELLOW	LIQUIGAZ PHILIPPINES CORP.	FULLY REF. PROPANE	UAE	7,500,000.00				1,265.00	56,557,311.00
6	C454	MV SANTA GRACIELA	NDN0027-17	11/7/2017	FOB	YELLOW	GNPOWER MARIVELES COAL PLANT	FULLY REF. BUTANE	UAE	7,500,000.00				1,265.00	1,265.00
7	C455	MT KAIMON GALAXY	MMK006-17	11/8/2017	CIF	RED	JETTI PETROLEUM INC.	INDONESIAN STEAM COAL	INDONESIA	79,888,000.00	AFTA	28,816,084.00	798,880.00	1,265.00	27,616,229.00
8	C456	MT SETO EXPRESS	ATC0001-17	11/8/2017	CIF	RED	JETTI PETROLEUM INC.	ETHANOL ANYHYDROUS	UNITED STATES	3,155,322.00	1,034,944.00	12,635,398.00		1,265.00	13,671,607.00
9	C457	MT SETO EXPRESS	ATC0001-17	11/8/2017	CIF	RED	JETTI PETROLEUM INC.	GASOLINE 87RON	KOREA ROC	7,140,301.00		33,783,765.00	43,620,956.00	1,265.00	77,405,986.00
10	C458	MT STOLT RINDO	SNT0004-17	11/9/2017	CFR	RED	UNIOIL PETROLEUM PHILIPPINES INC.	GASOLINE 90RON	KOREA ROC	2,980,179.00		13,516,363.00	17,342,338.00	1,265.00	30,859,964.00
11	C459	MT STOLT RINDO	SNT0004-17	11/18/2017	CFR	YELLOW	UNIOIL PETROLEUM PHILIPPINES INC.	BASEOIL (EHC)	SINGAPORE	714,754.00		3,860,998.00	3,879,900.00	1,265.00	7,742,151.00
12	C460	TB MACALLAN 6/BG LATOUR	TBD0014-17	11/9/2017	CIF	YELLOW	EAGLE CEMENT CORPORATION	BASEOIL (EHC)	SINGAPORE	1,001,095.00		6,635,220.00	5,290,879.00	1,265.00	11,927,364.00
13	C461	MT VL 10	MAP000717	11/9/2017	CIF	RED	DAVAO BAY COCONUT OIL MILLS INC.	BENGKULU LVM COAL	INDONESIA	10,400,344.00	AFTA	4,765,859.00	104,003.00	1,265.00	4,671,127.00
14	C462	MV TRUMPET	ZHM0039-1	11/10/2017	CIF	YELLOW	HOLCIM PHILIPPINES INC.	RBD PALM OLEIN	INDONESIA	499,942.00	AFTA			1,265.00	1,265.00
15	C463	MT CHANG HANG HU PO	NPT0007-17	11/10/2017	CIF	RED	UNIOIL PETROLEUM PHILIPPINES INC.	CLINKER	INDONESIA	38,500,257.00		11,224,533.00		3,785.00	11,228,298.00
16	C464	MT CHANG HANG HU PO	NPT0007-17	11/10/2017	CIF	RED	UNIOIL PETROLEUM PHILIPPINES INC.	GASOIL	CHINA	10,834,730.00		37,761,034.00		1,265.00	37,762,299.00
17	C465	MT XUAN NING	SIH0002-17	11/13/2017	CIF	YELLOW	UNIOIL PETROLEUM PHILIPPINES INC.	GASOIL 50PPM	CHINA	20,005,654.00		70,985,011.00		1,265.00	70,986,276.00
18	C466	MV EASTERN RUBY	AMF0008-17	11/13/2017	CFR	YELLOW	JETTI PETROLEUM INC.	GASOIL 50PPM	CHINA	10,777,656.00		36,490,764.00		1,265.00	36,492,029.00
19	C467	MV EASTERN RUBY	AMF0008-17	11/13/2017	CFR	YELLOW	UNIVERSAL HARVESTER INC.	AMMONIUM SULPHATE	CHINA	3,000,000.00	ACFTA			1,265.00	1,265.00
20	C468	MT GLENDA MELISSA	DMR0001-17	11/13/2017	CFR	YELLOW	UNIVERSAL HARVESTER INC.	AMMONIUM SULPHATE	CHINA	3,000,000.00	ACFTA			1,265.00	1,265.00
21	C469	MV DIMIJOHN A	ZHM0040-17	11/16/2017	CIF	RED	FILOIL LOGISTIC CORPORATION	GASOIL 50PPM	CHINA	5,311,934.00		14,145,919.00		1,265.00	14,147,184.00
22	C470	BW TOKYO	MDI0001-17	11/17/2017	A	YELLOW	REPUBLIC CEMENT & BUILDING MATERIALS	PETROLEUM COKE	UNITED STATES	50,370,864.00		35,349,338.00	503,708.00	1,265.00	35,854,311.00
23	C471	MV MILESTONE	UVH0007-17	11/21/2017	FOB	YELLOW	UNIVERSAL HARVESTER INC.	FULLY REF. PROPANE	KUWAIT	2,625,000.00		9,926,987.00		1,265.00	19,936,402.00
24	C472	TB MACALLAN 1/ BG MOUTON	TBD0015-17	11/21/2017	FOB	YELLOW	UNIVERSAL HARVESTER INC.	FULLY REF. BUTANE	KUWAIT	2,625,000.00		10,008,150.00		1,265.00	1,265.00
25	C473	MV MILESTONE	UVH0007-17	11/21/2017	FOB	YELLOW	UNIVERSAL HARVESTER INC.	GRANULAR UREA	MALAYSIA	1,722,580.00	AFTA			1,265.00	1,265.00
26	C474	TB HUB 16/BG PALLADIUM 22	HL50001-17	11/21/2017	FOB	YELLOW	EAGLE CEMENT CORPORATION	BENGKULU LVM COAL	INDONESIA	10,399,414.00	AFTA	4,693,854.00	103,994.00	1,265.00	4,799,113.00
27	C475	MV MILESTONE	UVH0007-17	11/21/2017	FOB	YELLOW	UNIVERSAL HARVESTER INC.	GRANULAR UREA	MALAYSIA	252,000.00	AFTA			1,265.00	1,265.00
28	C476	MV NORD BELUGA	NDN0028-17	11/22/2017	FOB	YELLOW	EAGLE CEMENT CORPORATION	BENGKULU LVM COAL	INDONESIA	9,202,083.00	AFTA	5,095,489.00	92,060.00	1,265.00	5,188,844.00
29	C477	MV ELITE GRACE	ZHS0001-17	11/22/2017	CIF	YELLOW	UNIVERSAL HARVESTER INC.	GRANULAR UREA	MALAYSIA	3,423,000.00	AFTA			1,265.00	1,265.00
30	C478	MV ELITE GRACE	ZHS0001-17	11/22/2017	CIF	YELLOW	UNIVERSAL HARVESTER INC.	INDONESIAN STEAM COAL	INDONESIA	79,192,000.00	AFTA	26,795,654.00	791,920.00	1,265.00	27,588,839.00
31	C479	MV ELITE GRACE	ZHS0001-17	11/22/2017	CIF	YELLOW	UNIVERSAL HARVESTER INC.	NP 16-20-0	CHINA	420,000.00	ACFTA			1,265.00	1,265.00
32	C480	MV ELITE GRACE	ZHS0001-17	11/22/2017	CIF	YELLOW	UNIVERSAL HARVESTER INC.	NP 16-20-0	CHINA	625,000.00	ACFTA			1,265.00	1,265.00
33	C481	LPG/C TOYOSU MARU	NKN0003-17	11/23/2017	DES	YELLOW	UNIVERSAL HARVESTER INC.	NP 16-20-0	CHINA	3,395,000.00	ACFTA			1,265.00	1,265.00
34	C482	MT SITEAM DISCOVERER	FTO0002-17	11/22/2017	CFR	RED	LIQUIGAZ PHILIPPINES CORP.	FULLY REF. PROPANE	KUWAIT	2,080,000.00	ACFTA			1,265.00	1,265.00
35	C483	MV ALAM MOLEK	PFS0001-17	11/22/2017	CFR	RED	LIQUIGAZ PHILIPPINES CORP.	FULLY REF. BUTANE	KUWAIT	3,400,000.00		10,443,021.00		1,265.00	20,991,577.00
36	C484	MT GOLDEN PROCYON	JXL0001-17	11/21/2017	CIF	RED	UNIOIL PETROLEUM PHILIPPINES INC.	FULLY REF. BUTANE	KUWAIT	3,400,000.00		10,547,291.00		1,265.00	14,387,301.00
37	C485	MT DAEHO SUNSHINE	GLY0001-17	11/27/2017	CFR	YELLOW	SAN MIGUEL FOODS INC.	ANHYDROUS ETHANOL	UNITED STATES	3,475,326.00	1,090,614.00	13,295,422.00		1,265.00	14,387,301.00
38	C486	MT DAEHO SUNSHINE	GLY0001-17	11/27/2017	CFR	YELLOW	JETTI PETROLEUM INC.	BETTER YELLOW SOYBEANS	UNITED STATES	10,202,390.00	2,183,950.00			1,265.00	2,185,215.00
39	C487	MT RIDGEBURY ROSEMARY	ILT0001-17	11/27/2017	CFR	YELLOW	DAVAO BAY COCONUT OIL MILLS INC.	GASOIL 50PPM	CHINA	10,011,819.00		33,842,143.00		1,265.00	33,843,408.00
40	C488	MT RIDGEBURY ROSEMARY	ILT0001-17	11/28/2017	CIF	RED	DAVAO BAY COCONUT OIL MILLS INC.	RBD PALM OLEIN	INDONESIA	999,838.00		4,340,781.00		1,265.00	43,642,046.00
41	C489	MT GULF MEWS	KTD0001-17	11/28/2017	CIF	RED	DAVAO BAY COCONUT OIL MILLS INC.	RBD PALM OLEIN	INDONESIA	1,499,917.00		6,419,829.00		1,265.00	6,421,094.00
42	C490	MT GULF MEWS	KTD0001-17	11/28/2017	CIF	RED	FILOIL LOGISTIC CORPORATION	MOGAS 92RON	KOREA ROC	42,853,828.00		16,135,792.00	2,515,938.00	1,265.00	41,652,995.00
43	C491	MT BERGE ASHIDAKE	BEG0001-17	11/28/2017	CFR	YELLOW	FILOIL LOGISTIC CORPORATION	MOGAS 50PPM	KOREA ROC	16,228,214.00		43,989,982.00		1,265.00	43,971,277.00
44	C492	MT VL 10	MAP0008-17	11/29/2017	CIF	YELLOW	UNIOIL PETROLEUM PHILIPPINES INC.	MOGAS 91RON	KOREA ROC	8,118,287.00		40,873,289.00	48,316,524.00	1,265.00	89,191,078.00
45	C493	MT VL10	MAP0008-17	11/29/2017	CIF	YELLOW	UNIOIL PETROLEUM PHILIPPINES INC.	MOGAS 88RON	KOREA ROC	14,890,348.00		74,848,409.00	90,471,191.00	1,265.00	165,320,858.00
							REPUBLIC CEMENT & BUILDING MATERIALS	NATURAL GYPSUM	OMAN	31,540,000.00	1,256,876.00	5,830,935.00	837,918.00	1,265.00	7,926,994.00
							DAVAO BAY COCONUT OIL MILLS INC.	RBD PALM OLEIN	INDONESIA	999,834.00	AFTA	4,188,017.00		1,265.00	4,189,282.00
							DAVAO BAY COCONUT OIL MILLS INC.	RBD PALM OLEIN	INDONESIA	994,967.00	AFTA	4,228,436.00		1,265.00	4,229,701.00

Consignee	No. of Entries	Volume	Amount
Jetti Petroleum Inc.	5	34,065,277.00	192,272,994.00
Unioil Petroleum Inc.	7	47,236,581.00	293,648,946.00
Filoli Logistic Corporation	3	64,193,974.00	99,771,406.00
Liquigaz Philippines Corp.	3	12,215,000.00	76,494,978.00
Philippine Resins Industries Inc.	1	3,004,108.00	12,021,773.00
Universal Harvester Inc.	10	19,182,866.00	12,850.00
GN Power Mariveles Coal Plant	3	239,188,000.00	82,943,935.00
Eagle Cement Corp.	3	30,001,841.00	14,359,084.00
Davao Bay Coconut Oils Mills Inc.	5	4,994,498.00	58,483,388.00
Holcim Philippines Inc.	1	38,500,257.00	11,228,298.00
Republic Cement & Building Mat.	2	81,910,864.00	43,781,305.00
San Miguel Corp.	2	25,802,390.00	2,186,480.00
Total	45	600,295,656.00	887,705,237.00

Importation for the Month of October	Volume	Amount
Petroleum Products	145,495,832.00	585,693,348.00
Non-Petro Products	454,799,824.00	302,011,891.00
Total	600,295,656.00	887,705,239.00



Percentage of Commodities for the month of November



Importation of Petroleum Product vs. Non-Petro Product

