

STATEMENT OF APPROPRIATIONS, ALLOTMENTS, OBLIGATIONS, DISBURSEMENTS AND BALANCES  
As of the Quarter Ending September 30, 2017

FILE COPY

Department: Department of Finance (DOF)  
Agency: Bureau of Customs  
Operating Unit: Central Office  
Organization Code (UACS): 110020100000  
Fund Cluster: 01 - Regular Agency Fund

RECEIVED  
COA-BOC-OFFICE OF THE  
SUPERVISING AUDITOR  
DATE \_\_\_\_\_ TIME 2:10 p  
LMT 11/10/17

PM:4:44 NOV 7, 2017  
Authorization: 01 - Current Year Appropriations  
Report Status: SUBMITTED

Particulars	UACS CODE	Appropriation				Allotments				Current Year Obligations				Current Year Disbursements				Balances						
		Authorized Appropriation	Adjustments (Transfer To/From, Realignment)	Adjusted Appropriations	Allotments Received	Adjustments (Withdrawal, Realignment)	Transfer To	Transfer From	Adjusted Total Allotments	1st Quarter Ending March 31	2nd Quarter Ending June 30	3rd Quarter Ending Sept. 30	4th Quarter Ending Dec. 31	Total	1st Quarter Ending March 31	2nd Quarter Ending June 30	3rd Quarter Ending Sept. 30	4th Quarter Ending Dec. 31	Total	Unreleased Appropriations	Unobligated Allotment	Unpaid Obligations (15-20) = (23+24)	Net Yet Due and Demandable	
1	2	3	4	5(3+4)	6	7	8	9	10(8+(7+9))	11	12	13	14	15(11+12+13+14)	16	17	18	19	20(16+17+18+19)	21(5-10)	22(11-15)	23	24	
Agency Specific Budget																								
Specific Budgets of National Government Agencies	0110101																							
General Administration and Support	00000100000000	752,638,000.00		752,638,000.00	669,430,866.07				669,430,866.07	105,368,474.85	119,501,075.63	120,034,013.88		344,903,564.36	85,115,319.29	126,899,636.51	117,741,408.03		329,756,363.83	83,207,133.83	324,527,331.71		15,147,200.53	
General management and supervision	1030010000100000	443,070,000.00		443,070,000.00	443,070,000.00				443,070,000.00	86,498,129.85	96,952,456.17	92,801,326.20		276,251,912.22	78,681,148.05	96,719,606.85	93,021,837.03		268,422,591.93		168,818,287.78		7,829,320.29	
PS		164,207,000.00		164,207,000.00	164,207,000.00				164,207,000.00	40,160,442.22	49,127,475.93	51,140,540.10		120,428,459.25	36,966,406.59	46,835,280.10	35,811,870.92		119,413,557.91		43,778,541.75		1,014,900.64	
MOOE		221,889,000.00		221,889,000.00	221,889,000.00				221,889,000.00	45,427,687.63	47,824,980.24	38,338,786.10		145,880,453.07	41,124,741.36	43,850,326.75	54,181,166.21		139,156,234.32		76,028,546.03		6,704,219.65	
CO		56,974,000.00		56,974,000.00	56,974,000.00				56,974,000.00	910,000.00	5,731,000.00	3,322,000.00		9,963,000.00	590,000.00	6,034,000.00	3,228,800.00		9,852,800.00		47,011,000.00		110,200.00	
Administration of Personnel Benefits	10300100020000	309,568,000.00		309,568,000.00	226,360,866.07				226,360,866.07	18,870,345.00	22,548,619.46	27,332,687.88		68,551,652.14	6,434,171.24	30,180,029.66	24,719,571.00		61,333,771.90	83,207,133.83	157,709,213.93		7,317,880.24	
PS		309,568,000.00		309,568,000.00	226,360,866.07				226,360,866.07	18,870,345.00	22,548,619.46	27,332,687.88		68,551,652.14	6,434,171.24	30,180,029.66	24,719,571.00		61,333,771.90	83,207,133.83	157,709,213.93		7,317,880.24	
Operations	0000030000000000	2,335,676,000.00		2,335,676,000.00	2,335,676,000.00				2,335,676,000.00	291,841,118.91	620,996,675.41	333,840,926.15		1,246,678,720.47	244,682,587.43	389,208,309.45	425,279,882.32		1,059,170,779.20		1,088,997,279.53		187,507,941.27	
MFO 1: COLLECTION OF DUTIES AND TAXES	0000030100000000	2,335,676,000.00		2,335,676,000.00	2,335,676,000.00				2,335,676,000.00	291,841,118.91	620,996,675.41	333,840,926.15		1,246,678,720.47	244,682,587.43	389,208,309.45	425,279,882.32		1,059,170,779.20		1,088,997,279.53		187,507,941.27	
Legal Services	1010030101000000	148,088,000.00		148,088,000.00	148,088,000.00				148,088,000.00	32,970,722.32	34,097,724.78	33,370,712.37		100,799,159.47	25,238,312.25	31,232,700.82	33,044,825.14		89,515,838.21		47,288,840.53		187,507,941.27	
PS		99,855,000.00		99,855,000.00	99,855,000.00				99,855,000.00	22,601,920.75	27,337,057.88	26,640,443.09		76,579,421.72	19,712,180.80	26,836,129.48	30,031,111.46		76,579,421.72		23,275,578.28		11,283,321.26	
MOOE		47,722,000.00		47,722,000.00	47,722,000.00				47,722,000.00	10,258,801.57	8,374,666.90	7,075,269.28		23,708,737.75	5,526,131.45	3,960,571.36	2,998,713.68		12,425,416.49		24,013,282.25			
CO		511,000.00		511,000.00	511,000.00				511,000.00	110,000.00	386,000.00	15,000.00		511,000.00		495,000.00	15,000.00		511,000.00					
Information communication and technology support services	1010030102000000	318,639,000.00		318,639,000.00	318,639,000.00				318,639,000.00	12,219,150.54	41,707,574.48	33,560,200.44		87,486,925.46	11,895,398.26	18,700,187.60	43,429,188.99		73,724,774.85		231,152,074.54		13,762,150.61	
PS		36,352,000.00		36,352,000.00	36,352,000.00				36,352,000.00	7,909,833.33	10,538,538.37	9,895,708.34		28,342,135.54	7,866,833.33	10,579,593.87	9,895,708.34		28,342,135.54		8,009,864.46			
MOOE		282,287,000.00		282,287,000.00	282,287,000.00				282,287,000.00	4,309,317.21	31,170,899.91	23,664,492.10		59,144,789.92	3,728,564.93	8,120,593.73	33,533,480.65		45,382,639.31		223,142,210.08		13,762,150.61	
CO																								
Assessment and Collection Services	0000030103000000	685,245,000.00		685,245,000.00	685,245,000.00				685,245,000.00	144,724,405.39	188,082,745.23	132,926,478.30		465,733,628.92	115,783,160.58	180,937,564.69	148,082,142.85		444,802,868.12		219,511,371.08		20,530,760.80	
Examination and appraisal of imports	1010030103000001	570,721,000.00		570,721,000.00	570,721,000.00				570,721,000.00	122,511,501.83	167,361,408.50	103,856,039.63		393,728,949.76	106,203,489.17	157,062,878.88	114,415,468.01		377,681,836.06		176,992,050.24		16,947,113.70	
PS		421,704,000.00		421,704,000.00	421,704,000.00				421,704,000.00	99,077,669.41	120,725,817.52	77,729,610.72		297,533,097.65	86,624,321.17	110,882,412.12	89,457,426.80		286,964,180.09		124,170,902.35		10,568,937.56	
MOOE		132,653,000.00		132,653,000.00	132,653,000.00				132,653,000.00	21,836,832.22	39,842,590.98	23,334,428.91		84,615,852.11	18,280,168.00	30,991,488.76	21,706,041.21		79,137,675.97		48,032,147.89		5,478,176.14	
CO		16,384,000.00		16,384,000.00	16,384,000.00				16,384,000.00	1,595,000.00	6,793,000.00	3,192,000.00		11,580,000.00	1,239,000.00	7,088,000.00	3,192,000.00		11,580,000.00		4,784,000.00			
Coordination of the activities of the export control units of various ports	1010030103000002	106,887,000.00		106,887,000.00	106,887,000.00				106,887,000.00	20,531,320.41	18,631,920.08	28,843,605.34		66,106,845.83	7,901,421.21	21,781,935.80	31,539,841.53		61,223,198.75		40,760,154.17		4,883,647.08	
PS		11,243,000.00		11,243,000.00	11,243,000.00				11,243,000.00	2,638,833.37	2,998,916.64	3,031,416.65		8,669,166.66	2,638,833.37	2,998,916.64	3,031,416.65		8,669,166.66		2,573,833.34			
MOOE		94,808,000.00		94,808,000.00	94,808,000.00				94,808,000.00	17,892,014.44	15,609,014.44	23,912,188.69		57,413,889.17	5,262,588.05	18,759,029.16	28,908,424.88		52,530,042.09		37,394,310.83		4,883,647.08	
CO		816,000.00		816,000.00	816,000.00				816,000.00	23,990.00	23,990.00			23,990.00	23,990.00				23,990.00					
Evaluation and classification of importation	1010030103000003	7,657,000.00		7,657,000.00	7,657,000.00				7,657,000.00	1,681,583.35	2,089,416.65	1,236,833.33		5,897,833.33	1,678,249.99	2,092,750.01	1,236,833.31		5,897,833.31		1,759,166.67		02	
PS		7,657,000.00		7,657,000.00	7,657,000.00				7,657,000.00	1,681,583.35	2,089,416.65	1,236,833.33		5,897,833.33	1,678,249.99	2,092,750.01	1,236,833.31		5,897,833.31		1,759,166.67		02	
Surveillance and prevention of smuggling	1010030104000000	1,072,610,000.00		1,072,610,000.00	1,072,610,000.00				1,072,610,000.00	73,995,068.22	320,784,798.90	112,650,560.39		507,410,423.57	67,360,477.90	125,282,153.09	177,881,309.17		370,503,940.16		565,199,576.43		136,506,483.41	
PS		262,394,000.00		262,394,000.00	262,394,000.00				262,394,000.00	48,413,474.06	92,897,681.31	50,789,945.01		192,190,888.38	45,204,928.80	57,322,651.14	46,827,583.22		149,357,173.16		100,203,511.82		12,833,315.22	
MOOE		192,761,000.00		192,761,000.00	192,761,000.00				192,761,000.00	192,761,000.00	78,945,627.65	57,981,615.38		160,818,035.19	21,100,549.10	62,689,591.95	50,812,725.95		134,602,867.00		31,942,964.81		26,215,168.19	
CO		617,455,000.00		617,455,000.00	617,455,000.00				617,455,000.00	21,000,000.00	178,831,900.00	4,279,000.00		164,401,900.00	1,055,000.00	5,287,900.00	80,221,000.00		86,545,000.00		433,053,100.00		97,858,000.00	
Warehousing Services	1010030105000000	111,094,000.00		111,094,000.00	111,094,000.00				111,094,000.00	27,931,774.44	36,343,833.96	20,972,974.65		85,248,583.05	24,705,238.44	33,055,703.25	22,862,416.17		80,623,357.86		25,845,416.95		4,625,225.19	
PS		104,046,000.00		104,046,000.00	104,046,000.00				104,046,000.00	26,187,742.07	33,074,781.55	19,862,733.92		79,225,257.54	23,605,806.07	29,428,882.84	21,741,193.44		74,775,882.35		24,820,742			

Particulars	UACS CODE	Appropriation		Allotments						Current Year Obligations				Current Year Disbursements				Balances				
		Authorized Appropriation	Adjusted Appropriations	Allotments Received	Adjustments (Withdrawal, Realignment)	Transfer To	Transfer From	Adjusted Total Allotments	1st Quarter Ending March 31	2nd Quarter Ending June 30	3rd Quarter Ending Sept. 30	4th Quarter Ending Dec. 31	Total	1st Quarter Ending March 31	2nd Quarter Ending June 30	3rd Quarter Ending Sept. 30	4th Quarter Ending Dec. 31	Total	Unreleased Appropriations	Unobligated Allotment	Unpaid Obligations (15-20) = (21+24)	
		3	5=(3+4)	6	7	8	9	10=(6+7+8+9)	11	12	13	14	15=(11+12+13+14)	16	17	18	19	20=(16+17+18+19)	21=(5-19)	22=(15-19)	23	24
PS		1,417,026,000.00	1,417,026,000.00	1,333,818,866.07				287,541,843.56	331,425,745.81	248,549,918.84		867,517,511.21	320,731,731.46	317,158,655.84	263,442,715.04		811,333,102.34	83,207,133.93	486,301,354.86		36,184,408.87	
MOOE		976,523,000.00	976,523,000.00	976,523,000.00								535,291,883.62	95,847,175.26	178,245,400.12	192,696,775.31		466,789,350.69		441,231,116.38		68,502,532.93	
Fin Ex																						
CO		1,429,415,000.00	1,429,415,000.00	1,429,415,000.00				4,291,000.00	443,448,890.00	84,963,632.27		532,703,522.27	3,219,000.00	270,703,890.00	137,878,602.88		411,801,492.88		896,711,477.73		120,902,029.39	
II. Automatic Appropriations																						
Retirement and Life Insurance Premiums																						
	01104102																					
General Administration and Support	00000100000000	13,397,000.00	13,397,000.00	13,397,000.00								13,397,000.00	3,839,565.53	3,385,472.13	3,175,222.17		10,400,259.83	3,159,543.13	3,796,840.65	3,443,876.05	10,400,259.83	2,996,740.17
General management and supervision	103001000100000	13,397,000.00	13,397,000.00	13,397,000.00								13,397,000.00	3,839,565.53	3,385,472.13	3,175,222.17		10,400,259.83	3,159,543.13	3,796,840.65	3,443,876.05	10,400,259.83	2,996,740.17
PS		13,397,000.00	13,397,000.00	13,397,000.00								13,397,000.00	3,839,565.53	3,385,472.13	3,175,222.17		10,400,259.83	3,159,543.13	3,796,840.65	3,443,876.05	10,400,259.83	2,996,740.17
Operations	000003000000000	83,478,000.00	83,478,000.00	83,478,000.00								83,478,000.00	20,741,052.47	19,431,691.87	18,228,700.93		58,401,445.27	17,099,294.03	19,084,776.30	19,272,668.20	55,456,738.53	25,076,554.73
MFO 1: COLLECTION OF DUTIES AND TAXES	000003010000000	83,478,000.00	83,478,000.00	83,478,000.00								83,478,000.00	20,741,052.47	19,431,691.87	18,228,700.93		58,401,445.27	17,099,294.03	19,084,776.30	19,272,668.20	55,456,738.53	25,076,554.73
Legal Services	101003010100000	8,965,000.00	8,965,000.00	8,965,000.00								8,965,000.00	2,214,312.03	1,663,350.03	2,254,998.09		6,132,660.15	1,492,065.62	2,256,160.28	2,276,093.61	6,023,319.51	2,832,339.85
PS		8,965,000.00	8,965,000.00	8,965,000.00								8,965,000.00	2,214,312.03	1,663,350.03	2,254,998.09		6,132,660.15	1,492,065.62	2,256,160.28	2,276,093.61	6,023,319.51	2,832,339.85
Information communication and technology support services	101003010200000	3,329,000.00	3,329,000.00	3,329,000.00								3,329,000.00	554,833.34	832,250.00			2,219,333.35	554,833.34	832,250.00	832,250.00	2,219,333.35	1,109,866.65
PS		3,329,000.00	3,329,000.00	3,329,000.00								3,329,000.00	554,833.34	832,250.00			2,219,333.35	554,833.34	832,250.00	832,250.00	2,219,333.35	1,109,866.65
Assessment and Collection Services	000003010300000	40,167,000.00	40,167,000.00	40,167,000.00								40,167,000.00	10,568,425.51	10,056,979.96	8,485,614.70		28,141,021.17	8,959,248.42	9,477,099.31	9,574,816.62	28,011,164.35	11,025,978.83
Examination and appraisal of imports	101003010300001	38,473,000.00	38,473,000.00	38,473,000.00								38,473,000.00	10,174,926.53	9,774,646.62	8,062,114.70		28,011,687.85	8,676,915.10	9,053,599.31	9,151,316.62	26,881,831.03	10,461,312.15
PS		38,473,000.00	38,473,000.00	38,473,000.00								38,473,000.00	10,174,926.53	9,774,646.62	8,062,114.70		28,011,687.85	8,676,915.10	9,053,599.31	9,151,316.62	26,881,831.03	10,461,312.15
Coordination of the activities of the export control units of various ports	101003010300002	985,000.00	985,000.00	985,000.00								985,000.00	246,249.99	164,166.67	246,250.00		656,666.66	164,166.66	246,250.00	246,250.00	656,666.66	328,333.34
PS		985,000.00	985,000.00	985,000.00								985,000.00	246,249.99	164,166.67	246,250.00		656,666.66	164,166.66	246,250.00	246,250.00	656,666.66	328,333.34
Evaluation and classification of importation	101003010300003	709,000.00	709,000.00	709,000.00								709,000.00	177,249.99	118,166.67	177,250.00		472,666.66	118,166.66	177,250.00	177,250.00	472,666.66	236,333.34
PS		709,000.00	709,000.00	709,000.00								709,000.00	177,249.99	118,166.67	177,250.00		472,666.66	118,166.66	177,250.00	177,250.00	472,666.66	236,333.34
Surveillance and prevention of smuggling	101003010400000	21,930,000.00	21,930,000.00	21,930,000.00								21,930,000.00	4,516,640.07	4,387,717.91	4,632,706.81		13,537,066.79	3,770,715.84	4,189,311.27	4,334,824.34	12,294,852.45	8,392,933.21
PS		21,930,000.00	21,930,000.00	21,930,000.00								21,930,000.00	4,516,640.07	4,387,717.91	4,632,706.81		13,537,066.79	3,770,715.84	4,189,311.27	4,334,824.34	12,294,852.45	8,392,933.21
Warehousing Services	101003010500000	9,087,000.00	9,087,000.00	9,087,000.00								9,087,000.00	2,579,423.85	2,768,810.63	2,023,129.33		7,371,363.81	2,322,429.81	2,330,955.43	2,254,683.63	6,908,068.87	1,715,636.19
PS		9,087,000.00	9,087,000.00	9,087,000.00								9,087,000.00	2,579,423.85	2,768,810.63	2,023,129.33		7,371,363.81	2,322,429.81	2,330,955.43	2,254,683.63	6,908,068.87	1,715,636.19
Sub-Total, Automatic Appropriations		96,875,000.00	96,875,000.00	96,875,000.00								96,875,000.00	24,580,818.00	22,817,164.00	21,403,923.10		68,801,705.10	20,258,837.16	22,881,616.95	22,716,544.25	65,856,998.36	28,073,294.90
PS		96,875,000.00	96,875,000.00	96,875,000.00								96,875,000.00	24,580,818.00	22,817,164.00	21,403,923.10		68,801,705.10	20,258,837.16	22,881,616.95	22,716,544.25	65,856,998.36	28,073,294.90
MOOE																						
Fin Ex																						
CO																						
III. Special Purpose Fund																						
Pension and Gratuity Fund																						
	01101407																					
Pension and Gratuity Fund	000009080000000	34,062,584.00	34,062,584.00	34,062,584.00								34,062,584.00	6,048,376.00	19,321,605.75	7,640,181.75		33,010,163.50	5,441,140.18	20,233,305.09	6,773,373.73	32,447,819.00	1,052,420.50
For payment of retirement and terminal leave benefits	282009080200000	34,062,584.00	34,062,584.00	34,062,584.00								34,062,584.00	6,048,376.00	19,321,605.75	7,640,181.75		33,010,163.50	5,441,140.18	20,233,305.09	6,773,373.73	32,447,819.00	1,052,420.50
PS		34,062,584.00	34,062,584.00	34,062,584.00								34,062,584.00	6,048,376.00	19,321,605.75	7,640,181.75		33,010,163.50	5,441,140.18	20,233,305.09	6,773,373.73	32,447,819.00	1,052,420.50
Sub-Total, SPF		34,062,584.00	34,062,584.00	34,062,584.00								34,062,584.00	6,048,376.00	19,321,605.75	7,640,181.75		33,010,163.50	5,441,140.18	20,233,305.09	6,773,373.73	32,447,819.00	1,052,420.50
PS		34,062,584.00	34,062,584.00	34,062,584.00								34,062,584.00	6,048,376.00	19,321,605.75	7,640,181.75		33,010,163.50	5,441,140.18	20,233,305.09	6,773,373.73	32,447,819.00	1,052,420.50
MOOE																						
Fin Ex																						
CO																						
GRAND TOTAL		3,919,839,000.00	3,919,839,000.00	3,870,694,450.07								3,870,694,450.07	427,838,587.78	1,032,636,520.79	556,849,677.15		2,017,324,785.70	355,497,884.06	809,222,868.00	623,508,011.21	1,788,228,763.27	83,207,133.93
PS		1,513,901,000.00	1,513,901,000.00	1,464,756,450.07								1,464,756,450.07	298,170,837.56	373,564,518.56	277,594,023.69		949,329,379.81	256,431,708.80	360,273,577.88	292,932,633.02	909,637,919.70	83,207,133.93
MOOE		976,523,000.00	976,523,000.00	976,523,000.00								976,523,000.00	125,376,750.20	215,623,112.23	194,292,021.19		535,291,883.62	95,847,175.26	178,245,400.12	192,696,775.31	466,789,350.69	441,231,116.38
Fin Ex																						
CO		1,429,415,000.00	1,429,415,000.00	1,429,415,000.00								1,429,415,000.00	4,291,000.00	443,448,890.00	84,963,632.27		532,703,522.27	3,219,000.00	270,703,890.00	137,878,602.88	411,801,492.88	896,711,477.73

STATEMENT OF APPROPRIATIONS, ALLOTMENTS, OBLIGATIONS, DISBURSEMENTS AND BALANCES  
As of the Quarter Ending September 30, 2017

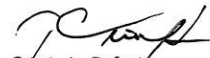
**FILE COPY**

Department: Department of Finance (DOF)  
Agency: Bureau of Customs  
Operating Unit: Central Office  
Organization Code (UACS): 110020100000  
Fund Cluster: 03 - Special Account - Locally Funded


Authorization: 01 - Current Year Appropriations  
Report Status: SUBMITTED

Particulars	UACS CODE	Appropriation		Allotments					Current Year Obligations					Current Year Disbursements				Balances																												
		Authorized Appropriation	Adjustments (Transfer To/From, Realignment)	Adjusted Appropriations	Allotments Received	Adjustments (Withdrawal, Realignment)	Transfer To	Transfer From	Adjusted Total Allotments	1st Quarter Ending March 31	2nd Quarter Ending June 30	3rd Quarter Ending Sept. 30	4th Quarter Ending Dec. 31	Total	1st Quarter Ending March 31	2nd Quarter Ending June 30	3rd Quarter Ending Sept. 30	4th Quarter Ending Dec. 31	Total	Unreleased Appropriations	Unobligated Allotment	Unpaid Obligations (15-20) = (23+24)																								
1	2	3	4	5	6	7	8	9	10	11	12	13	14	15	16	17	18	19	20	21	22	23	24																							
I. Agency Specific Budget																																														
II. Automatic Appropriations																																														
Non-Intrusive Container Inspection System Project Fund																																														
Operations	000003000000000	297,428,000.00		480,000,000.00	777,428,000.00									777,428,000.00	286,197,450.00	318,983.76			286,516,433.76		143,258,708.26	143,258,708.26	490,911,566.24	143,257,725.50																						
MFO 1: COLLECTION OF DUTIES AND TAXES	000003010000000	297,428,000.00		480,000,000.00	777,428,000.00									777,428,000.00	286,197,450.00	318,983.76			286,516,433.76		143,258,708.26	143,258,708.26	490,911,566.24	143,257,725.50																						
Assessment and Collection Services	000003010300000	297,428,000.00		480,000,000.00	777,428,000.00									777,428,000.00	286,197,450.00	318,983.76			286,516,433.76		143,258,708.26	143,258,708.26	490,911,566.24	143,257,725.50																						
Examination and appraisal of imports	101003010300001	297,428,000.00		480,000,000.00	777,428,000.00									777,428,000.00	286,197,450.00	318,983.76			286,516,433.76		143,258,708.26	143,258,708.26	490,911,566.24	143,257,725.50																						
MOOE		297,428,000.00		480,000,000.00	777,428,000.00									777,428,000.00	286,197,450.00	318,983.76			286,516,433.76		143,258,708.26	143,258,708.26	490,911,566.24	143,257,725.50																						
CO				480,000,000.00	480,000,000.00									480,000,000.00					480,000,000.00																											
Super Green Lane Trust Fund	03104340																																													
Operations	000003000000000	50,000,000.00		50,000,000.00																	50,000,000.00																									
MFO 1: COLLECTION OF DUTIES AND TAXES	000003010000000	50,000,000.00		50,000,000.00																	50,000,000.00																									
Assessment and Collection Services	000003010300000	50,000,000.00		50,000,000.00																	50,000,000.00																									
Examination and appraisal of imports	101003010300001	50,000,000.00		50,000,000.00																	50,000,000.00																									
MOOE		50,000,000.00		50,000,000.00																	50,000,000.00																									
Sub-Total Automatic Appropriations		347,428,000.00		480,000,000.00	827,428,000.00	777,428,000.00								777,428,000.00	286,197,450.00	318,983.76			286,516,433.76		143,258,708.26	143,258,708.26	50,000,000.00	490,911,566.24	143,257,725.50																					
PS																																														
MOOE		347,428,000.00		347,428,000.00	297,428,000.00									297,428,000.00	286,197,450.00	318,983.76			286,516,433.76		143,258,708.26	143,258,708.26	50,000,000.00	10,911,566.24	143,257,725.50																					
Fin Ex																																														
CO				480,000,000.00	480,000,000.00	480,000,000.00								480,000,000.00					480,000,000.00																											
III. Special Purpose Fund																																														
Sub-Total SPF																																														
PS																																														
MOOE																																														
Fin Ex																																														
CO																																														
GRAND TOTAL		347,428,000.00		480,000,000.00	827,428,000.00	777,428,000.00								777,428,000.00	286,197,450.00	318,983.76			286,516,433.76		143,258,708.26	143,258,708.26	50,000,000.00	490,911,566.24	143,257,725.50																					
PS																																														
MOOE		347,428,000.00		347,428,000.00	297,428,000.00									297,428,000.00	286,197,450.00	318,983.76			286,516,433.76		143,258,708.26	143,258,708.26	50,000,000.00	10,911,566.24	143,257,725.50																					
Fin Ex																																														
CO				480,000,000.00	480,000,000.00	480,000,000.00								480,000,000.00					480,000,000.00																											

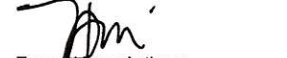
Certified Correct:

  
Cansol, Jr., Rafael  
Budget Officer  
Date: 23/Oct/2017

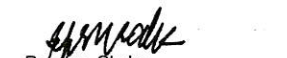
Certified Correct:

  
Cabigon, Marilou  
Chief Accountant  
Date:

Recommended By:

  
Torres, Henry Anthony  
Director, FMS  
Date:

Approved By:

  
Rosales, Gladys  
Agency Head/Department  
Date: 23/Oct/2017