



Republic of the Philippines
DEPARTMENT OF FINANCE
BUREAU OF CUSTOMS
Manila

MEMORANDUM


TO : All District/Port Collectors
Chiefs, Formal Entry Division
All Others Concerned

SUBJECT : Export transaction values (FOB) of **Tiles Products** from
Thailand with **Reference No. TFD2014-1697**.

DATE : August 28, 2014

Attached herewith is a letter dated 11 August 2014 of Atty. Sherwin Prose C. Castañeda, Assistant Director & Officer-In-Charge, Department of Trade and Industry, relative to the prevailing export prices of various tile products from Thailand with **Reference No. TFD2014-1697**. The information was obtained by the Department's Official source in Thailand.

For your information and guidance.


ARNULFO B. GAMBAYAN
Acting Director
Imports and Assessment Service


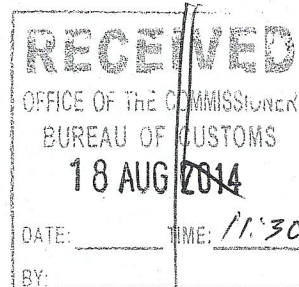

Encls: As stated



Reference No: **TFD2014-1697**

11 August 2014

HON. JOHN P. SEVILLA
Commissioner
Bureau of Customs
Ground Floor, OCOM Building
Port Area, Manila



Attention: **ARNULFO B. GAMBAYAN**
Acting Director, Imports & Assessment Service

Dear Comm. Sevilla:

We are furnishing you the attached data on Thailand's export prices (FOB Value) of Tiles products.

The information was obtained by the Department's official source in Thailand.

Very truly yours,

ATTY. SHERWIN PROSE C. CASTAÑEDA
Assistant Director

CHE/ETVBOC2014-1697 ORAM TILES THAILAND AUG

SUBJECT : Prevailing Export Transaction Value (ETV) of Tiles

We refer to your Memorandum dated 05 May 2014, reference No. TFD/ORAM/BOC/02/2014-797 requesting for information on the prevailing ETV of various commodities. We are pleased to provide you information on the export prices of tile products of Thailand under HS. 6901, 6902, 6904, 6905 and 6908 as follows:

THAILAND'S EXPORT PRICES OF TILES PRODUCTS
(FOB. Value in US\$)

HS. 690100 – Bricks, blocks, tiles and other ceramic goods of siliceous fossil meals

Country	(US\$ per Kg.)			
	JAN 2014	FEB 2014	MAR 2014	APR 2014
Myanmar	0.57	0.54	0.49	0.62
Australia	-	-	0.73	-
Philippines	-	-	0.43	-
New Zealand	0.57	-	-	-

HS. 6902 – Refractory bricks, blocks, tiles and similar refractory ceramic construction goods

HS. 690210 – Containing by weight, singly or together, more than 50% of the elements mg, ca or cr.

Country	(US\$ per Kg.)			
	JAN 2014	FEB 2014	MAR 2014	APR 2014
Philippines	1.38	-	-	-
Egypt	1.25	-	-	-
Vietnam	1.34	-	-	-
Indonesia	1.14	1.15	1.01	-
Hong Kong	1.46	-	-	-
Malaysia	1.32	1.31	1.15	-
Australia	1.39	-	1.21	-
U. Arab Emi.	-	-	-	1.10
Bahrain	-	-	-	1.14
Laos	-	1.13	-	-

Japan	-	0.93	-	-
S. Africa	-	1.15	-	-

HS. 690220 – Containing by weight more than 50% of alumina (al₂o₃), of silica (sio₂) or of a mixture of compound of these products (US\$ per Kg.)

Country	JAN 2014	FEB 2014	MAR 2014	APR 2014
Philippines	1.00	0.79	-	-
Indonesia	0.80	0.66	0.99	0.84
Vietnam	0.57	0.65	-	0.46
Pakistan	0.69	0.69	0.55	0.80
New Caledonia	0.46	0.68	0.55	0.68
Malaysia	0.74	-	0.36	0.80
Taiwan	-	0.52	-	-
Japan	0.71	0.64	0.67	0.70
Egypt	0.56	0.48	-	-
South Africa	0.41	-	-	-
Singapore	1.52	-	-	-
Hong Kong	0.55	-	-	-
USA	1.70	-	0.85	0.80
Australia	1.08	0.93	0.72	0.58
Saudi Arabia	0.79	0.58	0.95	-
New Zealand	0.82	-	-	-
India	2.75	-	0.95	2.06
U. Arab Emi	-	0.44	-	0.54

HS 690410 – Ceramic Building Bricks (US\$ per No.)

Country	JAN 2014	FEB 2014	MAR 2014	APR 2014
Malaysia	0.04	0.04	0.04	0.04
Myanmar	0.20	1.43	1.24	1.43

HS. 690510 – Roofing Tiles (US\$ per Kg.)

Country	JAN 2014	FEB 2014	MAR 2014	APR 2014
Laos	0.22	0.19	0.21	0.19
Cambodia	0.42	0.43	0.38	0.47
China	8.14	0.19	0.10	-
Myanmar	0.18	0.22	0.18	0.17
Malaysia	0.35	0.30	0.32	0.27
Brunei	0.67	-	-	-
Philippines	-	0.33	-	-
Nepal	-	-	0.61	-
Israel	-	-	-	0.91
India	-	-	0.34	-

HS. 69081010001 – Mosaic cubes

(US\$ per SM.)

Country	JAN 2014	FEB 2014	MAR 2014	APR 2014
Philippines	3.26	3.98	3.85	3.75
Laos	3.93	4.01	4.01	4.04
Malaysia	3.99	-	3.81	3.75
Australia	7.37	8.47	9.71	10.29
USA	12.38	-	-	17.66
Myanmar	3.55	3.58	3.63	3.60
Cambodia	5.83	4.67	4.98	5.11
Taiwan	11.90	7.43	9.44	10.85
South Korea	3.85	-	4.21	5.06
India	-	9.31	-	9.35

HS. 69089011 – Plain Tiles – paving, hearth or wall tiles

(US\$ per SM.)

Country	JAN 2014	FEB 2014	MAR 2014	APR 2014
Cambodia	3.40	3.39	3.65	3.25
Laos	3.20	3.27	3.36	3.27
Philippines	3.89	3.83	-	3.84
Malaysia	-	3.98	-	3.65
Maldives	4.02	3.78	3.70	3.90
Myanmar	6.70	3.57	6.34	4.14

HS. 69089091 – Paving, hearth or wall tiles

(US\$ per SM.)

Country	JAN 2014	FEB 2014	MAR 2014	APR 2014
Laos	4.35	4.46	3.67	4.20
USA	4.39	5.11	4.47	4.57
Australia	4.80	5.08	5.15	4.81
Malaysia	7.93	6.28	8.58	6.69
Cambodia	3.92	3.20	3.51	2.60
Sweden	11.69	5.19	4.53	4.75
Canada	4.65	4.50	3.86	6.57
South Korea	-	6.41	6.70	8.23
Philippines	5.37	5.46	3.55	3.80
Taiwan	10.00	-	11.37	10.26
France	8.12	10.03	-	8.23
Sri Lanka	-	2.57	2.54	2.79
Japan	-	4.71	6.50	6.27

(Source: Ministry of Commerce's Information and Communication Technology Center)

(Note: Above figures are estimates we arrived at by dividing total export value by the total volume)

Best regards.